EARTH-CURRENT RESULTS, WATHEROO MAGNETIC OBSERVATORY, 1932-1942

RESEARCHES OF THE DEPARTMENT OF TERRESTRIAL MAGNETISM

VOLUME XVI

M. A. TUVE, Director

J. A. FLEMING, Director
(Retired June 30, 1946)

EARTH-CURRENT RESULTS FROM WATHEROO OBSERVATORY, WESTERN AUSTRALIA, 1932-1942

W. J. ROONEY

O. H. GISH

Vol. XVI

175

Carnegie
Institution
of
Washington
1949

CARNEGIE INSTITUTION OF WASHINGTON PUBLICATION 175
Washington, D. C.
1949

PREFACE

Earth-current investigations of the Department of Terrestrial Magnetism were begun in 1918. After considerable experimentation in electrode performance, measuring systems for continuous registration were designed, and the first installation was made at Watheroo Magnetic Observatory in Western Australia in 1923. The second installation was made at Huancayo Magnetic Observatory in Peru in 1926, and the third was made at Tucson Magnetic Observatory of the United States Coast and Geodetic Survey near Tucson, Arizona, in 1931.

Earth-current data are comparatively scarce in the literature, particularly where detailed results are concerned. Most of the results reported for these and other stations have consisted chiefly of summaries, average values, and the like. Practically the only exception has been the investigation at Ebro, Spain, for which station the individual hourly values of potential were published in the monthly bulletins of the Ebro Observatory from 1910 to 1938.

To augment the amount of basic data available for study and analysis of earth currents, individual hourly values for the two stations of the Department of Terrestrial Magnetism and the co-operative station at Tucson are being published for the period during which they were operating simultaneously. Since the Tucson earth-current project was in operation only from May, 1931, to February, 1943, the records cover a period just about equal in length to the normal 11-year sunspot-cycle. With the completion of the present program, there will be made available simultaneous records from three first class stations, including for the first time an equatorial station.

A full 23-year record from Watheroo Magnetic Observatory, the only middle-latitude station in the Southern Hemisphere at which earth currents have been recorded over a long period, has been completed, reduced, and compiled. In addition, a resistivity survey of the region about the earth-current lines was made in 1926 to supplement the usual potential records. The present volume gives mean hourly values of earth-current potential for the years 1932-1942, together with summaries of the more periodic variations and a brief discussion of their significance.

The authors wish to acknowledge their indebtedness to Dr. John A. Fleming, former Director of the Department of Terrestrial Magnetism, for support and encouragement in initiating and carrying out the program. Acknowledgment is also due to the observers-in-charge of the Watheroo Magnetic Observatory over the 23-year period of operation, G. R. Wait, H. F. Johnston, W. C. Parkinson, and J. W. Green, for the skill and solicitude with which the installation, maintenance, and operation of the equipment were carried out.

On July 1, 1947, the Watheroo Magnetic Observatory was transferred by gift of the Department of Terrestrial Magnetism to the Commonwealth of Australia. The observatory is continuing in operation under the Department of Supply and Shipping, Bureau of Mineral Resources, Geology, and Geophysics.

W. J. Rooney and O. H. Gish,
Department of Terrestrial Magnetism

CONTENTS

	Page
Introduction	1
General requirements in earth-current measurement	1
Description of Watheroo installation	2
Operation of the system	3
Early records on duplicate lines	3
Resistivity survey	4
Modifications resulting from early records and resistivity survey	6
Reduction of records and discussion of results	6
General considerations	6
Absolute potentials and daily means	7
Disturbances, earth-current storms	7
Periodic changes	7
The solar diurnal variation	7
Seasonal changes	8
Variation with solar activity	8
Literature cited	9
Figures 1-16	11
Tables 1-293	25

EARTH-CURRENT RESULTS FROM WATHEROO OBSERVATORY, WESTERN AUSTRALIA, 1932-1942

INTRODUCTION

Systematic observations of earth currents at a number of stations were made during the last third of the nineteenth century. Notable among them were those at Greenwich, England, 1865-67 [1], continued with readjusted layout of lines until the early nineties; at Berlin, 1883-91, the results of which are covered in Weinstein's comprehensive report [2]; and at Parc St. Maur, Paris, in the early nineties. The advent and rapid expansion of direct current power systems in Europe and the unsatisfactory nature of some of the results and conclusions due to the masking effects of electrode potentials gradually stopped most of the earth current investigations for some time. Continuous registration was revived in 1910 at Ebro Observatory, Tortosa, Spain, and continued until 1938.

All the earlier work covered only a comparatively small portion of the Earth at middle latitude stations in Europe. For value in corroborating existing theories of terrestrial electromagnetic systems or in causing amplification or modification of them, it became obvious that (a) data from more widely distributed points on the Earth must be obtained, and (b) that the uncertainty as to the exact significance of the potential measurements must be reviewed.

Accordingly, about 1920, the Department of Terrestrial Magnetism undertook a program of earth-current measurements to accomplish the two ends. The main projects were the collection of long series of earth current records at three stations, Watheroo, Western Australia, a middle latitude station in the Southern Hemisphere where earth current data were completely lacking; Huancayo, Peru, in the equatorial region where data were few and inconclusive; and Tucson, Arizona, a middle latitude station in the Northern Hemisphere, far removed from the earlier European stations. To take care of the second of the two defects in earlier records, the measuring systems were designed to obtain multiple records of the two components of earth current flow and to investigate effects of contact-potentials at the electrodes. To round out the picture and to obtain a measure of the current densities involved, surveys to determine the resistivity of the Earth in the regions of the measurements were also included in the program.

Data covering a number of years have now been obtained from these three stations. The results obtained at Tucson and Huancayo have been given in "Researches of the Department of Terrestrial Magnetism," Volumes IX and XV. The present report covers the data obtained at Watheroo, thus making available simultaneous data from three widely separated stations for the period of approximately one sunspot cycle, 1932 to 1942.

GENERAL REQUIREMENTS IN EARTH-CURRENT MEASUREMENT

In order completely to determine I, the current density vector, it is necessary to know both k, the specific conductivity, and G, the potential gradient, since

$$I = kG \tag{1}$$

To determine k, or its reciprocal ρ, the resistivity of the Earth in regions where earth currents were measured, a method and apparatus based on Wenner's "four terminal conductor" was developed, and the region about each earth current station surveyed. The main survey was made only once at each station with redeterminations at different seasons of the year to check seasonal variation. More will be said about this portion of the work in describing the operation of the station.

If V, the earth-current potential, is a scalar point function which is analytical in the region of space where measurements are made, then the rate of change of V along any line is

$$\frac{\partial V}{\partial s} = \frac{\partial V}{\partial x} \cdot \frac{dx}{ds} + \frac{\partial V}{\partial y} \cdot \frac{dy}{ds} + \frac{\partial V}{\partial z} \cdot \frac{dz}{ds} \tag{2}$$

When x, y, and z are the rectangular co-ordinates of a point on the line element (ds) and α, β, and γ are the direction angles between ds and the X, Y, and Z axes, respectively, then

$$\frac{dx}{ds} = \cos\alpha; \quad \frac{dy}{ds} = \cos\beta; \quad \frac{dz}{ds} = \cos\gamma \tag{3}$$

It is entirely probable that V is not always an analytical function of the space co-ordinates. Polarization or electrochemical effects may exist across planes where two different geological formations meet, thus giving rise to discontinuities. If the region in which the measurements are made is quite homogeneous, however, V can be considered to be an analytical function as above.

In general, a direction will be found in which the rate of change expressed by (2) at a given point is a maximum. This maximum rate is thus a vector, the gradient (G) of the potential at the point. The analytical expression for this vector is

$$G = -\left(i\frac{\partial V}{\partial x} + j\frac{\partial V}{\partial y} + k\frac{\partial V}{\partial z}\right) \tag{4}$$

when x, y, and z are rectangular co-ordinates. Its magnitude may be determined if $\partial V/\partial x$, $\partial V/\partial y$, and $\partial V/\partial z$ are known from the relation

$$G = \sqrt{\left(\frac{\partial V}{\partial x}\right)^2 + \left(\frac{\partial V}{\partial y}\right)^2 + \left(\frac{\partial V}{\partial z}\right)^2} \tag{5}$$

If then the differences of potential between points on each of three mutually perpendicular lines and their common point are found and the distance of each point from the common point is known, the value of the gradient at the point may be computed from the data obtained.

The equations above apply for a rectangular arrangement of lines, one in the due east-west direction and another in the due north-south direction. The third line which would be in a vertical direction was not used because all evidence points to the conclusion that earth-current flow occurs practically entirely in a horizontal plane. Where arrangement of the lines at right angles along the geographical co-ordinates is not feasible, the determination of $\partial V/\partial X$ and $\partial V/\partial Y$, is slightly more complicated, but this point need not be discussed here since the preferred arrangement was used at Watheroo.

DESCRIPTION OF WATHEROO INSTALLATION

The Watheroo Magnetic Observatory is about 120 miles north of Perth, Western Australia, at latitude 30° 19′.1 south and longitude 115° 52′.6 east. It is about 50 miles from the ocean in a rolling desert region which is quite free from all artificial electrical disturbances common in industrial regions. A plan of the observatory site and the layout of the original lines are shown in Figure 1. These lines make up a rectangular system with a common earth point at O and two points (M, N and P, Q, respectively) on each line, distributed at intervals of one mile (1.61 km). The line OMN extends due east, and OPQ due north from the southwest corner of the site. The extra point was provided in each branch to make possible a better determination of the potential gradient either because of any departure from uniformity in the potential field or because of spurious variations in the electrode potentials or other deficiencies of the measuring system.

The type of line which seemed best suited for this particular location is one in which leaded rubber covered copper conductor is laid in an insulating conduit. This type of installations has advantages over an aerial line, but its cost is greater. In addition to the over-all cost, no direct comparison of overhead and underground lines for earth-current work had ever been made when the Watheroo project was started. Hence it was decided to install lines designed to make such a comparison possible.

For this reason, two parallel lines, one underground and the other overhead, connect the points P and M, respectively, to the recorder and through it to O. The general location of the lines may be seen in Figures 1 and 2 where the aerial lines are represented by series of small circles and dashes and the subterranean lines are indicated by solid black lines. Connections from Q and N to the recorder were made by overhead lines only. Switchgear was provided at points M and P so that the underground and overhead lines could be alternated in connecting the two electrodes installed at each of those points. In the region near the atmospheric-electric building, point J on Figures 1 and 2, all the conductors were carried underground to avoid distortion of the atmospheric field in that area.

The underground lines consisted of cable in bituminized fiber conduit placed at a depth of about 50 cm below the surface with junction boxes at intervals of 120 meters to facilitate testing and repairs. A general idea of the construction is given by Figures 3 and 4. The conductors in the cable were No. 14 copper wire and careful attention was given to the splicing and insulation of all joints.

The overhead lines consisted of double braid rubber covered No. 14 copper wire on insulators such as used on light 5000-volt transmission lines. At points K and I where the overhead lines pass into the conduit and at M, N, P, and Q where the lines go to the terminal boxes before being connected to the electrodes the conductors were connected to leaded cable leads in a small transfer box placed near the top of the pole. At these points lightning arresters and fuses were also provided.

The terminal boxes, one of which was also placed at each electrode, were intended to facilitate switching and disconnection for line, electrode, or insulation tests. The sketch in Figure 5 shows the details of the box.

The choice of electrodes was made after considerable laboratory experiment. The greatest obstacle in the way of quantitative measurement of earth currents is the uncertainty introduced by spurious effects which arise at the electrodes and are included in the records. It will generally be found that two electrodes made from a conducting solid, even though every precaution be taken to make them chemically and physically counterparts of each other, will show differences in potential when placed in ordinary soil or water, even when there is no current flowing in the intervening medium.

In the laboratory tests it was found that these differences in potential vary over wide limits even when temperature and moisture conditions in the soil are fairly constant. Part of this effect apparently arises in a thin film at the surface of the electrodes, as may be shown if one of a pair immersed in water is subjected to slight friction with a glass rod. A larger part arises from changes in the concentration of the solutions surrounding the electrode. For instance, the addition of water to the soil about one electrode will materially change its potential relative to one whose environment remains unchanged. Such changes may range from a few hundredths to a half a volt or more. Comparisons among a large number of metals indicate that lead and possibly cadmium are distinctly superior to other available metals as material for electrodes.

The reversible electrodes, such as metallic copper dipping into copper-sulphate solution or zinc in a solution of zinc-sulphate, the solution making contact to ground through a porous case, are somewhat less subject to electrode-potential effects when properly maintained, but proper maintenance is difficult over the long periods of time involved in earth-current measurements. Moreover, the inevitable leaking of the solution of the electrode into the ground over long periods is bound to change the resistivity of the Earth in its vicinity and hence would tend to distort the potential field in a permanent installation. The reversible electrodes tested were also sensitive to temperature changes and hence would have to be set so deep as to make proper attention to them difficult. Temperature and pressure effects are also important when metallic electrodes are used, but metallic electrodes can be set as deep as desired since they do not require periodic attention. These considerations led to the conclusion that Watheroo, a semi-arid region with large seasonal variation in the moisture content of the soil, would be unusually unfavorable for satisfactory electrode installations, a conclusion which was strongly borne out by the early observations.

The first electrodes were temporary ones of lead. They consisted of coils made from the remnants of the leaded cable used in the underground lines. At one end of the cable, the insulation was stripped so that the lead sheath could be pressed into good electrical contact with the conductor and covered with solder, leaving no copper surface exposed. Starting at this end, the cable was laid in a flat spiral of about 10 cm pitch and approximately 15 meters in diameter. At the end of the coil, the lead sheath was removed without damaging the insulation, and the rest of the section of cable was used as a connection to the nearby terminal box. The electrodes were set at a depth of about one meter and their location with reference to the points O, P, etc., as shown in Figure 6. These temporary electrodes were later replaced by similar spirals made of pure lead wire and set nearly two meters deep. Periodic determinations were made of the contact resistance of the electrodes which initially ranged from 100 to 500 ohms and gradually increased to values from 200 to 2000.

The more permanent electrodes installed later in sites chosen on the basis of better soil conductivity showed more satisfactory contact resistances, ranging from 10 ohms to less than 150 ohms over a period of several years.

The recording equipment used was a Leeds and Northrup multiple point recording potentiometer. The advantages of this recorder are, first, the employment of a compensation method for measuring potential, and second its ruggedness, compactness, and multiple point visible recording. The first was of special importance because changes in circuit resistance had no effect on the measured values and the tendency toward polarization of the electrodes was much less than it would be if an instrument drawing continuous current were used. The multiple point feature of the instrument facilitated obtaining duplicate records to study electrode effects and other factors affecting the records.

The chief disadvantage of the recorder was the intermittent character of the records, particularly for the study of shorter period oscillations. For a really adequate determination of the short period fluctuations, a much more open time scale would be needed than is practicable for continuous recording and an instrument of negligible period, such as an Ainthaven galvanometer, would be required.

Some changes in the measuring circuit of the standard recorder were required to adapt it for this work. Only the unusual features of the circuit, shown in Figure 7, will be mentioned here. It will be noted that the potentiometer circuit between A and L is in two parts. One contains a rotary slide wire, 160 ohms, placed in series between two resistors of 160 and 120 ohms, respectively. The other branch has eleven 40 ohm resistors in series. Leads were provided so that connection could be made to points between these units as well as to A and L. This is the chief novel feature of the revised circuit and was designed so that positive and negative values could be recorded from different lines without shifting connections and so that values of a much wider difference in magnitude could be accommodated at a higher sensitivity than would be possible without this device. Briefly, this arrangement made it possible to have different base lines for each of the elements recorded.

It will be seen that with the resistances indicated in Figure 7 point E on the lower branch should have the same potential as E′ on the upper branch. The same is true for I and I′. Now if one of a pair of electrodes is connected to the binding post marked "Com" and the other through the proper range posts to the post marked E, the potential differences ranging from 0 to 80 millivolts can be recorded for this pair when the instrument operates at its highest sensitivity. If, however, one of the earthed points is connected with I instead of E, the range will be from 0 to -80 millivolts. When a line is connected to any point lying between E and I, the range will be part negative and part positive. Similarly, points below E give entirely positive ranges with the zero point shifted beyond the record to the left, and points above I give entirely negative ranges with the zero shifted off scale to the right. The two extreme positions A and L record values from +80 to +160 and from -140 to -60 millivolts, respectively.

The mechanical features of the instrument, including a constant speed motor, clutch, and disc balancing mechanism, and automatic rotary selector switch are shown in Figure 8. Because of its continual motion, the potentiometer slide wire is subject to unusual wear. For this reason, the instrument was calibrated against a portable hand-operated potentiometer twice each month, and despite practically continuous service held its accuracy surprisingly close over the entire period of operation.

OPERATION OF THE SYSTEM

Early Records on Duplicate Lines

Recording of earth-current potentials was begun in November, 1923, and continued without serious interruption until July, 1947. With the line and electrode arrangement described above, it was possible for the first time to obtain several simultaneous records of each component so taken as to provide direct comparison of the results obtained (a) with different lengths of line, (b) with different electrodes, and (c) with different types of line connections, i.e., overhead or underground. For about three years, six electrode and line combinations, listed in the table below, were used. Where both of the two nearby electrodes at a given station were used in parallel, the electrode is referred to simply by the letter designating the point or station. When only one of the pair was used, the designations O′, O″, P′, P″, etc., distinguishes between them. For points P and M, the subscripts a and u are used to indicate whether the connection to them was made by aerial or underground line.

Component	Electrodes	Distance apart	Line
		km	
N	O, O′, or O″ and Q, Q′, or Q″	3.23	overhead
N	O′ or O″ and P'_a or P''_a	1.61	overhead
N	O″ or O′ and P''_u or P'_u	1.61	underground
E	O, O′, or O″ and N, N′, or N″	3.23	overhead
E	O′ or O″ and M'_a and M''_a	1.61	overhead
E	O″ or O′ and M''_u and M'_u	1.61	underground

Resistivity Survey

As stated above, in the study of terrestrial electricity and allied phenomena, a knowledge of the specific resistance of the Earth's crust is essential. While the resistivity of its constituent elements is generally well known for laboratory conditions, but few data are available on the resistivity of the crust itself and its distribution laterally and with depth. For this reason, a resistivity survey was made in the region surrounding the Watheroo Magnetic Observatory in 1925-26 after registration of the earth-current potential gradient had been in progress for about two years. The extent of the survey, the results obtained, and their bearing on the values of current density are the subject of the following section.

The method and apparatus used to determine the resistivity of the undisturbed soil have been described in previous papers [3,4]. No essential change in the apparatus has been made since the preliminary work, although a new commutating unit of improved mechanical and electrical characteristics was constructed during the Watheroo survey, and the procedure was modified somewhat to obtain a more complete elimination of the instrumental leaks.

The extent of the survey at Watheroo and the distribution of the resistivity measurements with reference to the earth-current potential system are shown in Figure 9. On each of the long survey lines, six groups of determinations at electrode separations ranging from 2.5 to 60 meters were made, the center points of the groups being shown by crosses. On lines one, two, three, four, and six, additional determinations at larger separations were also made as follows: six at 100 meters, three at 200 meters, two at 300 meters, two at 400 meters, and one at 600 meters. The short lines near the earth-current electrodes represent single groups of determinations at electrode separations 2.5 to 60 meters. Lines five to seven were originally laid out as long lines, but only the two central sections were surveyed, the greatest separations used on them being 200 meters. Most of the measurements were made during the summer or dry season but those on lines one, two, six, P, and Q were repeated after the winter rains were well under way to investigate the effect of seasonal variation. Altogether, some 700 determinations were made, of which 360 were distinct as to electrode separation and position, the remainder being either checks or tests for seasonal variation. For the last quarter of the work, the new commutator was available, and in 140 cases independent determinations were made with the two commutators to compare their characteristics and afford a check on the measured values.

Watheroo is situated on one of the many sand plains of Western Australia. It is about 50 miles from the sea on the Darling peneplain and about 800 feet above sea level. The country about the observatory is featureless, gently rolling, and covered with low brush. There are occasional outcrops of rock, usually a conglomerate, and a few areas with a hard clay-like surface. The hard ground section shown on the sketch in Figure 9 is the largest within a radius of seven miles or more. In general, the ground was higher and the sand deeper along the north-south earth-current line than along the east-west line, although the results of the survey indicate that the sand is comparatively shallow everywhere within the survey area. The district has no waterways worthy of the name but there are occasional water holes, one of which lies within the boundaries of the observatory site. In the area shown on the sketch, six wells have been dug with success; all but one of these yield a water too brackish to be palatable. The annual rainfall is about 16 inches, of which some 80 per cent falls during the winter.

The geological structure of the region is somewhat uncertain. The bed rock of the plateau is granite with Jurassic rocks occurring in many places [5]. The portion about the observatory is reported by the Geological Survey of Western Australia [6] to consist of extensive sedimentary beds, the exact nature of which is not known.

Because of the physical characteristics of the region, the conditions for resistivity measurements were extremely unfavorable, particularly for the larger electrode separation or greater depth measurements. The surface layer of dry sand has, naturally, a high specific resistance. Now practically all the resistance of the measuring circuits can be considered as concentrated at or near the contact surfaces of the electrodes and the ground. Hence, when the current electrodes are in such a loose highly resistant substance, the amount of current which can be obtained from the restricted sources of power available for field work is decidedly limited. A similar condition at the potential electrodes reduces the sensitivity of the potentiometer galvanometer. When the average resistivity, ρ, of the volume of earth included in the measurements is high, the magnitude of the ratio V/I compensates to some extent for the small currents and the sluggishness of the galvanometer; V is the potential difference and I, the current. However, at Watheroo the sand layer is shallow and beneath it lies a stratum of very high conductivity much deeper than the sand. As soon as this stratum was included in the measured volume, the average resistivity, and hence the ratio V/I dropped sharply, while the unfavorable conditions in the measuring circuits remained unchanged. Hence the most difficult conditions which can be encountered are such as were found at Watheroo where a shallow high-resistivity layer lies over one of much higher conductivity, since they involve the determination of low potential values with insensitive apparatus. The slight errors in potential measurement due to lack of perfect insulation in the instrument or to imperfect commutation are apt to have an exaggerated effect under these conditions, and it was to minimize their effect that the new commutator was constructed and the procedure revised.

A summary of the results of the Watheroo survey is given in Table 1, in the last section of this volume, which shows the mean, as well as the highest and the lowest values recorded at each electrode separation, and the time of year at which the determinations were made. Table 2 gives the results of the individual determinations on lines one, two, and four. These three lines are chosen for presentation because they cover practically the entire range of values recorded, line two having in general the lowest resistivity and line four the highest, and the values on line one falling close to the average. The results on line three were very similar to those for line four; line six was intermediate between lines one and two. The short-line results varied widely, the resistivity depending on local differences. Where the sand was absent, they resembled the results at the eastern end of line two, and where it was deep, they were like those for the western end of line one. The first thing to note is the wide range of values recorded,

namely, from 90 to 4,620,000 ohms per centimeter cube. The highest value was recorded near the surface at line P during the height of the dry season. Here the surface soil is a whitish sand. A similar patch was found at Section a of line 1 and gave a value nearly as high. Late in June, after some seven or eight inches of rain had fallen, this type of soil had a resistivity of a little over one million. For the yellowish sand which comprised the great bulk of the surface material, the resistivity was found to run from one hundred thousand to one million, depending on the moisture it contained.

As the depth of soil included in the measurements increased, the average resistivity dropped very rapidly --so much so that at line P, at the same time that the maximum value of the survey was recorded, the average resistivity to a depth of 60 meters was slightly under 1500. In view of the fact that the measurements give the average resistivity to a depth equal to the electrode separation, and that in this average, the material near the surface, because of the lateral as well as vertical spreading of the current lines, has the greater weight, the results obviously indicate that the sand is shallow and that beneath it lies a stratum of very low resistivity. These facts were checked by digging at a number of points and it was found that the depth of the sand could be determined from a comparison of the results obtained with different electrode separations. It varied over the survey area from a little over ten meters to zero.

The lowest values of the survey were also recorded for soil near the surface but in areas where the sand is absent, that is, where the low resistivity stratum comes to the surface. These areas were usually found in depressions or water holes, although the largest, shown in Figure 9, is on fairly high ground. The surface soil in these areas is compact and clay-like, and in several places, particularly in the water holes, the steel rods used as electrodes were found, when withdrawn, to be encrusted with salt. The minimum resistivity of the survey was recorded during measurements made in a strip known locally as the "salt branch," which in very wet winters becomes a sort of stream. This salt branch is located about six miles east of the observatory site and does not appear in the sketch of the locality. In general, the resistivity of the clay-like material was between 100 and 250 ohms per centimeter cube, and, unlike that of the sand, it showed but little variation with the season, practically identical values being recorded on the eastern end of line two, for instance, in January and in June. In this large hard-ground section at the eastern half of line two, the average resistivity changed very little with depth until electrode separations of 100 meters or more were used. This indicates that the structure there is fairly homogeneous for that distance below the surface.

So far, reference has been made chiefly to the resistivity of the soil near the surface. Of greater importance in the study of earth-current density are the values of resistivity to more considerable depths. Examining them, we find much less divergence in the results of individual determinations as the relative importance of local surface differences decreases. The results of the larger separation measurements are probably presented to better advantage in the curves in Figure 10. These curves show the variation of resistivity with depth of soil included in the measurement. For a given position anywhere within the survey area, except where the low resistivity stratum comes to the surface, the minimum resistivity was reached at electrode separations from 60 to 100 meters. The mean value of the average resistivity to these depths was 705 ohms per centimeter cube. At electrode separations greater than these, there was a gradual and fairly uniform increase in the average resistivity up to that recorded at 600 meters, the greatest separation at which measurement was attempted. The mean value to this depth was a little over 5000 ohms per centimeter cube. The significance of these values may be better appreciated through comparing them with the resistivity of water. The resistivity of the water in the Tidal Basin of the Potomac River was found by Gish and Rooney [4] to be about 4600 ohms per centimeter cube. Hence if the material at Watheroo to a depth of 500 meters were replaced by water, the conductivity of the region to that depth would be unchanged, while for the first 100 meters, the conductivity would be less than one-sixth as great as it is at present. So far as the geological structure of the region is concerned, it is apparent from the curves that the low resistivity stratum extends on the average to a depth of 60 to 100 meters, since the average resistivity decreases until separations of those distances are used and then increases when greater depths are included. It is clear, therefore, that beyond 100 meters, some stratum of higher resistivity is coming into play.

Because of the unfavorable conditions described above, the accuracy of the measurements at Watheroo is not so high as that obtained in some of our preliminary work. The most accurate records are those obtained at electrode separations of 2.5, 5, 100, 300, and 600 meters; the first two because measurements to these depths can be made with accuracy even under adverse conditions, and the last three because particular attention was given to obtaining the best possible conditions for these series in order to obtain a good distribution of the more reliable data. The results reported for these separations are undoubtedly in error by less than 2 per cent on the average. For the remaining separations, the accuracy of the individual determinations varies considerably, depending chiefly on the conditions as to contact resistance at the electrodes. Some of the results may be in error by as much as 10 per cent, though on the other hand, many of them are surely correct to 1 per cent. Probably the best indication that the average accuracy of these results is satisfactory lies in the consistent manner in which the mean values blend in with the results at those separations which give the higher accuracy, as may be seen by an examination of the curves and tables.

Brief mention has already been made of the seasonal variation in the resistivity of the surface material. In the loose sand during the dry season, the values for small depths are sometimes from four to eight fold those recorded after the rainy season had advanced, while in the more compact clay the variation with season was negligible. For the longest separations, the total change with season in the average resistivity was negligible.

The results of measurements at electrode separations between 10 and 100 meters show some apparent anomalies when considered from the standpoint of seasonal variation, in that they sometimes indicate an increase in resistivity from the dry to wet season, even though the resistivity nearer the surface has undergone a considerable decrease. These anomalies considerably

exceed the estimated errors of observation, and it is accordingly surmised that they arise from the movement of, or changes in the soluble content of, the ground water of these regions. However, further observation is necessary to establish the real cause.

Modifications Resulting from Early Records and Resistivity Survey

The first point brought out by the threefold comparison made possible by the various lines was that the type of line connection used was immaterial, provided adequate line insulation was maintained. Frequent interchanging of the overhead and underground lines at points P and M showed that there were no differences at all in the results obtained with either except during thunderstorms, at which times typical disturbances were found in the records obtained with overhead lines while those from the underground lines were completely normal. Consequently, recording with underground lines was discontinued in June, 1928, when the insulation of the lines began to deteriorate, and thereafter only two records of each component were obtained. Fortunately, thunderstorms are infrequent at Watheroo and the abandonment of the underground lines resulted in a negligible loss of record over the years of operation of the systems.

More important facts brought out by the multiple records were (a) the lack of significance of the absolute values of potential recorded and the fact that they represent chiefly electrode effects, (b) the necessity of having longer east-west lines because of the very small eastward component found at Watheroo, and (c) most important, the desirability of obtaining uniform electrode environment and optimum conditions as to the resistivity of the soil about the electrodes to minimize the masking effects of (a) and of certain errors introduced by such small insulation leaks as are inevitable in the operation of earthed lines. More detailed discussion of the duplicate recorders has been given in a previous paper [7] and will not be repeated here.

As stated before, the original electrodes were intentionally temporary and their sites were selected solely for their relative positions. Now the surface soil in the region about the Watheroo Magnetic Observatory varies from loose sand, which in some places appears to be almost pure quartz, to a compact clay containing considerable quantities of magnesium salts. The clay also forms a thick hard pan underlying much of the sandy area at no great depth. Naturally these two materials are quite unlike electrically and their difference becomes more marked during the dry season when practically all the moisture disappears from the sand while the clay apparently changes but little in moisture content or electrical resistivity.

Hence to improve the operation of the system and remedy the deficiencies indicated by the multiple records, a second electrode installation was started in 1926 in which the eastward line was extended and all the electrodes were placed in the clay-like soil at sites selected on the basis of the results of the earth-resistivity survey. For about one year the two systems were compared by being operated in alternate half-months and until the old electrodes were abandoned the electrodes of the new system were referred to by the subscript x. The common point O_x of the new system was located 100 meters due west of the original electrode O. The lines used subsequent to 1928 and their lengths are as follows:

Northward	OP	2.01 km long
Northward	OQ	3.43 km long
Eastward	ON	3.30 km long until April 1, 1935
Eastward	OS	5.59 km long after April 1, 1935
Eastward	OR	9.96 km long

All of the data presented in this report were obtained from these lines, since no major changes were made in the system after 1928. Duplicate recording was continued throughout the entire period as a check on the performance of the elements of the system and was quite effectual in revealing any failure or deterioration of electrode or line and so in ensuring prompt attention to obtain accurate records of the potentials.

REDUCTION OF RECORDS AND DISCUSSION OF RESULTS

General Considerations

Of the three major projects in earth currents undertaken by the Department of Terrestrial Magnetism, measurements at the Watheroo Magnetic Observatory, Western Australia, 1924 to 1947, were the first and the longest continued. Measurements at Huancayo, Peru, covered the period from 1927 to 1946, and those made at Tucson, Arizona, in co-operation with the United States Coast and Geodetic Survey and the Bell Telephone Laboratories began in 1932 and continued until 1942. Though the duplicate records for the entire 23 years at Watheroo have been reduced, only the data for the period during which all three stations were operating simultaneously, that is, for the 11-year period 1932 to 1942, are presented in this volume. Fortunately, this interval is just about equal to the length of a normal sunspot cycle, and that fact should make the combined reports, of which this volume is the third, of unusual value to those interested in the correlation of earth currents with other geophysical phenomena.

The results of the Watheroo recording are summarized in Tables 3 to 29, and in Figures 12, 13, and 14. Detailed data, consisting of mean hourly values of potential as recorded on one south north and one west-east line are found in Tables 30 to 293. All the data for the eastward component were obtained on line OR, 9.96 km in length. For the northward component, the records are from line OQ, 3.43 km long, except for the first seven months of 1932 during which period the duplicate records showed that the records obtained using electrode Q were defective because of deterioration of the insulation of the conductor leading to the electrode through the ground. For this period of seven months the records from line OP, 2.01 km long, have been substituted as being more accurate. The records could be scaled with accuracy to one-tenth of a millivolt and to avoid the use of a decimal point, the values shown in the 264 detailed tables are given in that unit rather than in the more usual unit millivolt.

Absolute Potentials and Daily Means

In any evaluation of earth-current records, it must be borne in mind that the absolute values of the recorded potential are practically meaningless since they represent mostly electrode potentials. In the case of the Watheroo data, this fact is extremely important because of the difficult character of the region with its high resistant sandy soil and the extreme range in its moisture content throughout the year. The lack of significance of the absolute potentials is readily apparent from a study of the duplicate records. For instance, during March, 1926, the potential between the common electrode O and electrode P′ situated 1.61 km north of it was -28 mv while that between O and P″, situated less than 60 feet from P′ (see Figure 6) was +41 millivolts. If these potentials are interpreted as indicating current flow between points O and P, the first would show a considerable current flowing from P toward O and the second an even larger current flowing in the opposite direction. This is, of course, obviously absurd. In spite of the great difference between the conditions existing at the two P-electrodes at the time, as indicated by the large contact potentials, the records of diurnal variation and of short-period fluctuations obtained at the same time from the two sets of records were in excellent agreement both as to direction and amplitude although the total range of diurnal variation was only about 2 mv at the time.

Further evidence that mean values of potential do not represent current flow and that the slow changes they undergo are primarily due to changes in the conditions near the electrodes is found in Figure 11. Here the daily mean potentials recorded during the two-year period 1929 to 1930 are shown for the four lines recording during that time. Climatically the year at Watheroo is divided into two rather sharply defined seasons, wet and dry. Light to heavy rains fall frequently from June to November, while practically no precipitation, except for infrequent thunderstorms, occurs during the remainder of the year. It is at once apparent from Figure 11 that the major changes in the mean potentials are associated with the transition from one season to the other. Electrodes O and R were both located in places where the moisture content varied little, while P, N, and Q were less favorably situated.

For this reason, the fact that the daily mean values given in the tables of hourly means show a progressive change and, in the case of line OQ, a reversal of sign about twice each year has no further significance than to indicate that the conditions for earth-current flow are particularly severe and trying at Watheroo.

Disturbances, Earth-Current Storms

Because of the limitations set by electrode potentials, earth current studies must be restricted to consideration of the variations in the recorded potentials. The variations most readily apparent in the records are the irregular fluctuations sometimes of brief duration and sometimes continuing for several days. These disturbances or earth-current storms are found in the Watheroo records and have been examined in connection with magnetic disturbances and with solar activity. Disturbance data are difficult to summarize or even to present in a report without reproducing the original records. Hence discussion of them here will be restricted to the statement that at Watheroo as elsewhere the earth-current disturbances parallel in time those in the geomagnetic field, and both show decided correlation with solar activity as evidenced by sunspot number. Classification of days as calm or disturbed on the basis of the smoothness of the recorded traces gives almost exactly the same result whether earth current or magnetic records are used.

Periodic Changes

The solar diurnal variation.--Of the periodic variations undergone by earth currents, the solar diurnal variation is the most pronounced and informative. It is on an examination of this variation and its modification with season and with solar activity that nearly all conclusions as to the nature of the terrestrial electric field and its relation to other geophysical phenomena are based.

The diurnal-variation records from Watheroo for the 11-year period covered by this report are summarized by years in Tables 4 and 5, and by months in Tables 6 and 7. Diurnal-variation data for each individual month will be found in Tables 8 to 29. These tables show the mean hourly departure from the mean of the month expressed in hundredths of a millivolt per kilometer. In the discussion, however, the more usual unit, millivolts per kilometer, will be used. In tabulating the diurnal variation data for the individual months, a correction for the acyclic change was made by determining the mean slope of the curve of daily mean potentials and correcting the values for each given hour by adding or subtracting a value equal to the mean rate of change in the absolute values recorded. That this procedure was justifiable is proved by the fact that when the mean diurnal-variation curve for a year is determined through subtracting each hourly mean from the mean of the year, no acyclic change correction is required and the annual curve obtained in this way agrees with the annual curve obtained through averaging the twelve monthly diurnal-variation curves to within one one-hundredth of a millivolt per kilometer.

The mean diurnal-variation curves for the 11-year period are shown in Figure 12. Positive values indicate a current directed northward or eastward. The range of the northward curve is 1.10 mv per km. The curve is one of essentially double period, its principal maximum at about 12h 30m, local time, two nearly equal minima at 08h 30m and 17h 30m, and a secondary maximum at 02h 30m. The eastward curve is again a double period curve with a much smaller range, 0.10 mv per km with maxima corresponding closely in time to the minima of the northward curve and minima which occur nearly at the same time as the upper curve maxima.

The diurnal variation is shown in a different manner in the hodograms in Figure 13. Here the successive points indicate the position of the end of the current vector for each hour of the day. The center hodogram in Figure 13 is that for the over-all 11-year mean and was constructed from the same data (Tables 4 and 5) as the time curves in Figure 12.

The diurnal variation shown in Figures 12 and 13 is typical of that found at all middle latitude stations. At such stations the northward component is definitely predominant and the time curves are always of double period

with a marked maximum flow of current toward the equator near noon. At all such stations also the direction of current flow is restricted rather closely to a direction which is close to the magnetic meridian at the station when the measurements are made. The declination at Watheroo was 3° 58′.4 west in 1932 and decreased slowly to 3° 08′.2 west by 1942. The slight leftward tilt of the hodograms is just about equal to the mean of these figures.

The range of diurnal variation at Watheroo, a little over 1 mv per km, is surprisingly small on first consideration. The range at Tucson is over 5 mv per km on the average, and that at Ebro, Spain, is even greater. The explanation for the small range at Watheroo was found in the results of the resistivity survey given above. Since earth currents are quite certainly induced currents circulating in paths of great dimension, the magnitude of the currents depends on the resistance of the paths as a whole while the potential gradient as determined at a given locality is proportional to the resistance of that portion of the path in the immediate vicinity of the measurement. And at Watheroo the resistivity survey indicated that the average resistivity of the region to depths of some 300 meters is comparable to that of a region of slightly brackish water and that the soil is far more highly conducting than most earth materials. The fact that the range is smaller than at other middle latitude stations by a factor of five to ten is therefore quite understandable.

In 1936, Gish [8] using the records from Watheroo, Tucson, Huancayo, and Chesterfield Inlet was able to outline the general circulation of earth currents over the earth. The picture obtained shows eight great whorls or eddies of current rather symmetrically spread with reference to the equator and a secondary series of similar whorls near the poles. The whorls should be considered as fixed in space under the Sun with any point on the Earth occupying successive positions in them as the Earth rotates on its axis. The whorls on the daylight side of the Earth are large and well defined; those on the dark side are weak and far less definitely outlined. The main features of diurnal variation as recorded at Watheroo, viz., double periodicity of the time curves, high activity during the day with a large surge of current toward the equator near noon, and even the restriction of most of the current flow to a direction along the magnetic meridian, are all consistent with the general circulation outlined by Gish.

Seasonal changes.--The seasonal changes in earth-current activity as evidenced in the diurnal-variation records is shown in Figure 14 and in Tables 6 and 7. Because of the minute eastward component, records of the northward component show it best. The range of diurnal variation for this component is smallest, 0.64 mv per km, in June, and greatest, 1.67 mv per km, in October near the vernal equinox (Southern Hemisphere). Another maximum nearly equal to that in October is shown in Figure 14 just before the autumnal equinox. The seasonal changes are chiefly changes in intensity. Here as at most middle latitude stations the relative magnitude of the two components remains about the same throughout the year and there is no marked difference in their phase relationship. There is, however, some shift in the times at which the principal maxima and minima occur. The maximum morning flow away from the equator and the noonday peak of flow toward it are reached earlier in the summer than in the winter. The afternoon maximum of flow away from the equator shifts less than the others with season. In this respect also the Watheroo records are in agreement with those from other middle latitude stations.

Variation with solar activity.--Variation in the frequency and intensity of disturbances, accompanied by similar disturbances in the magnetic records and following closely changes in sunspot number, has been referred to previously. A study of the Watheroo records shows that the normal activity of earth-current flow as shown in the diurnal variation on all days or on days quite free from disturbance also shows a high correlation with solar activity.

The general way in which normal earth-current activity varies with solar activity can be seen in Tables 3, 4, and 5, and in Figure 13. The latter presents the mean hodogram for the entire 11-year period in comparison with the annual hodograms for two years, one near the sunspot minimum and one near the sunspot maximum.

More detailed comparison of the activities can be made more readily if the records of the predominant northward component alone are used. So Figure 15 shows the mean monthly and mean annual ranges of diurnal variation for the northward component at Watheroo together with mean annual sunspot number for 15 years, the last seven of which are the same as the first seven for which detailed data are provided in this report. Ranges of diurnal variation at Huancayo and Tucson are also shown for such of the 15 years as those stations were in operation.

The variation in earth current activity shown in Figure 15 is a combination of a large seasonal change with a somewhat smaller change following the sunspot-cycle. The seasonal changes in activity at Watheroo are regular enough to be allowed for. If then, instead of plotting the range in a given month, we plot the difference between this range and the mean range for the same month over a complete cycle, this should eliminate most of the effect of seasonal change and obtain a better representation of the variations in earth current activity which can be attributed to changes in sunspot number alone. The result of this treatment of the data is given in Figure 16. Here the solid earth-current curves show the differences between the range for each month and the mean range for that month during the 11-year period 1927 to 1937, and the smoother broken curves show the annual means of these differences. Curves for Tucson and Huancayo are also shown and the bottom curves give mean monthly and mean annual sunspot numbers.

That the annual variation in earth-current activity is closely related to the sunspot-cycle is evidenced from Figure 15. The coefficient of linear correlation for the broken curves in that figure, calculated for Watheroo against sunspot number of the 11-year period 1927 to 1937, is 0.942. If the entire 15-year period 1924 to 1938 is included, the correlation factor obtained is 0.862. (Considering the Huancayo curves, correlation factors for the same 11-year period were 0.976 for the northward component and 0.962 for the eastward.) The decrease in the coefficient at Watheroo when the entire 15-year period is included may or may not be significant. It is, however, a fact that between 1927 and 1937 the recording system there was functioning with high precision as determined by comparison of the independent simultaneous records. The 15-year records, on the other hand, include less reliable data obtained in the earlier years when experimentation with electrodes and electrode sites was in progress. In any event, even the lower figure indicates a high degree of correlation.

The solid curves in Figure 16, in which the effect of seasonal variation in earth-current activity has been allowed for, make it possible to follow from month to month the changes in activity in comparison with sunspot number. The factors of linear correlation with sunspot number as determined from these data are as follows:

Northward component, Watheroo, 1927-1937 - 0.797
Northward component, Watheroo, 1924-1928 - 0.731
Northward component, Huancayo, 1927-1937 - 0.760
Eastward component, Huancayo, 1927-1937 - 0.784

Here again the factor obtained at Watheroo for the period 1927 to 1937 is better than that for the entire 15-year period, unquestionably for the same reason. Even if the lower value be taken, however, the results would seem to indicate that when allowance is made for seasonal changes, at least half of the month to month variation in normal earth-current activity is closely related to solar activity.

LITERATURE CITED

1. Airy, G. B. 1868. Comparison of magnetic disturbances on Greenwich self-recording magnetograph with disturbances of terrestrial galiomic currents. Phil. Trans. R. Soc., vol. 158, II, pp. 465-473.
2. Weinstein, B. 1902. Die Erdstrome in deutchen Reichstelegraphengebeit und ihr Zurammenbong mit der erdmagnetischen Erschanungen. (1900) Review Terr. Mag., vol. 7, pp. 149-152.
3. Wenner, F. 1916. A method of measuring earth resistivity. Bull. U. S. Bur. Standards, vol. 12, pp. 469-478.
4. Gish, O. H., and W. J. Rooney. 1925. Measurement of resistivity of large masses of undisturbed earth. Terr. Mag., vol. 30, pp. 161-188.
5. Bull. Geol. Surv. of Western Australia, No. 61, pp. 41-61.
6. Bull. Geol. Surv. of Western Australia, No. 48, pp. 57-60.
7. Rooney, W. J. 1932. The significance and accuracy of measurements of earth-current potentials. Terr. Mag., vol. 37, pp. 363-374.
8. Gish, O. H. 1936. The natural electric currents in the Earth. Sci. Mon., vol. 43, pp. 47-57. Carnegie Inst., Spec. Pub., No. 26, pp. 11-21.

FIGURES 1-16

Figure		Page
1.	Plan of observatory site and layout of the original earth-current lines	13
2.	General diagram for earth-current measuring system	13
3.	Laying conduit on west-east earth-current line, Watheroo Magnetic Observatory	14
4.	Drawing cable into the conduit on west-east earth-current line, Watheroo Magnetic Observatory	14
5.	Diagrammatic sketch of terminal and special junction box, earth-current measuring system	15
6.	Arrangement of temporary electrodes, earth-current measuring system	16
7.	Wiring diagram, multiple point, multiple range recording potentiometer	17
8.	Recording potentiometer, with cover removed	18
9.	Location of resistivity-survey lines and earth-current lines at Watheroo Magnetic Observatory	18
10.	Variation of resistivity with depth in region about Watheroo Magnetic Observatory, January-July, 1926	19
11.	Mean daily potentials, earth-current lines, Watheroo Magnetic Observatory, 1929-1930	19
12.	Mean diurnal variation, 11-year means, Watheroo Magnetic Observatory, 1932-1942	20
13.	Hodograms showing variations with height of sun, 11-year means, Watheroo Magnetic Observatory, 1932-1942	21
14.	Seasonal variation, 11-year means, Watheroo Magnetic Observatory, 1932-1942	22
15.	Mean monthly and mean annual range of diurnal variation, predominant components earth potential gradient, showing seasonal variation combined with variation through sunspot-cycle 1924-1938	23
16.	Differences between range of diurnal variation in a given month and mean range in the same month over 11-year period 1927-1937, predominant components of earth potential gradient showing variation with sunspot numbers alone	24

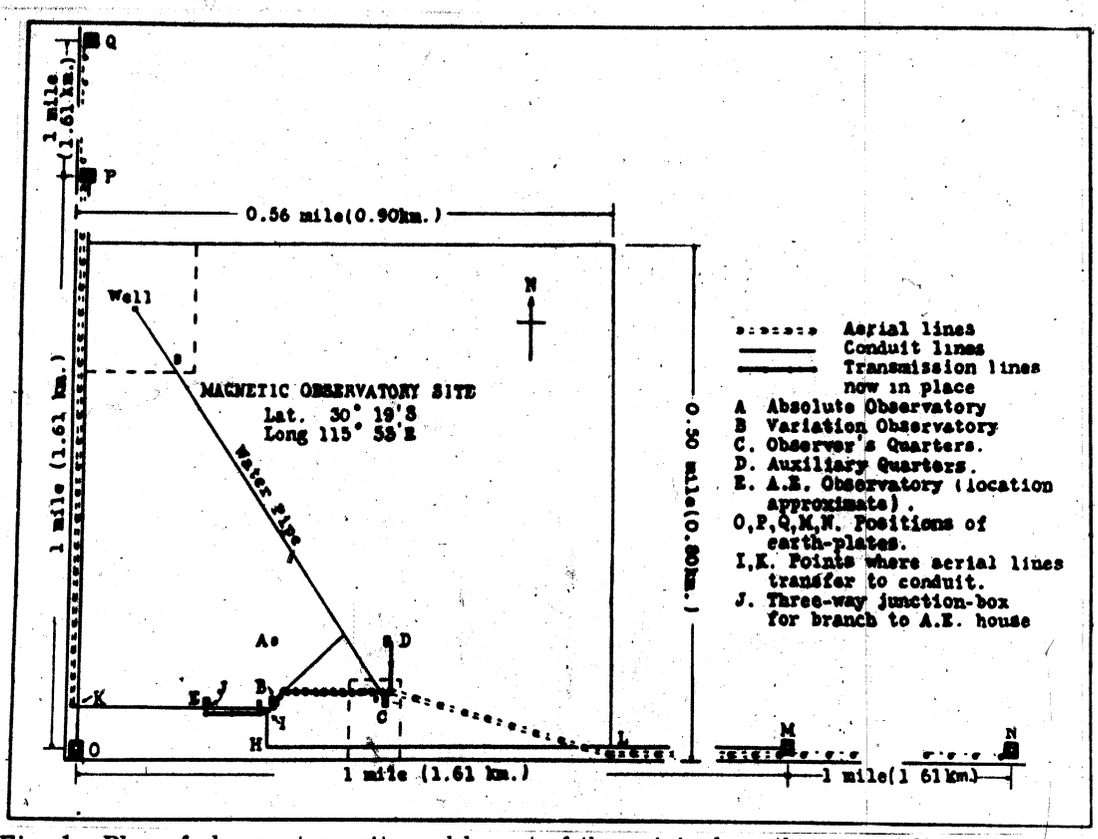

Fig. 1. Plan of observatory site and layout of the original earth-current lines, Watheroo Magnetic Observatory

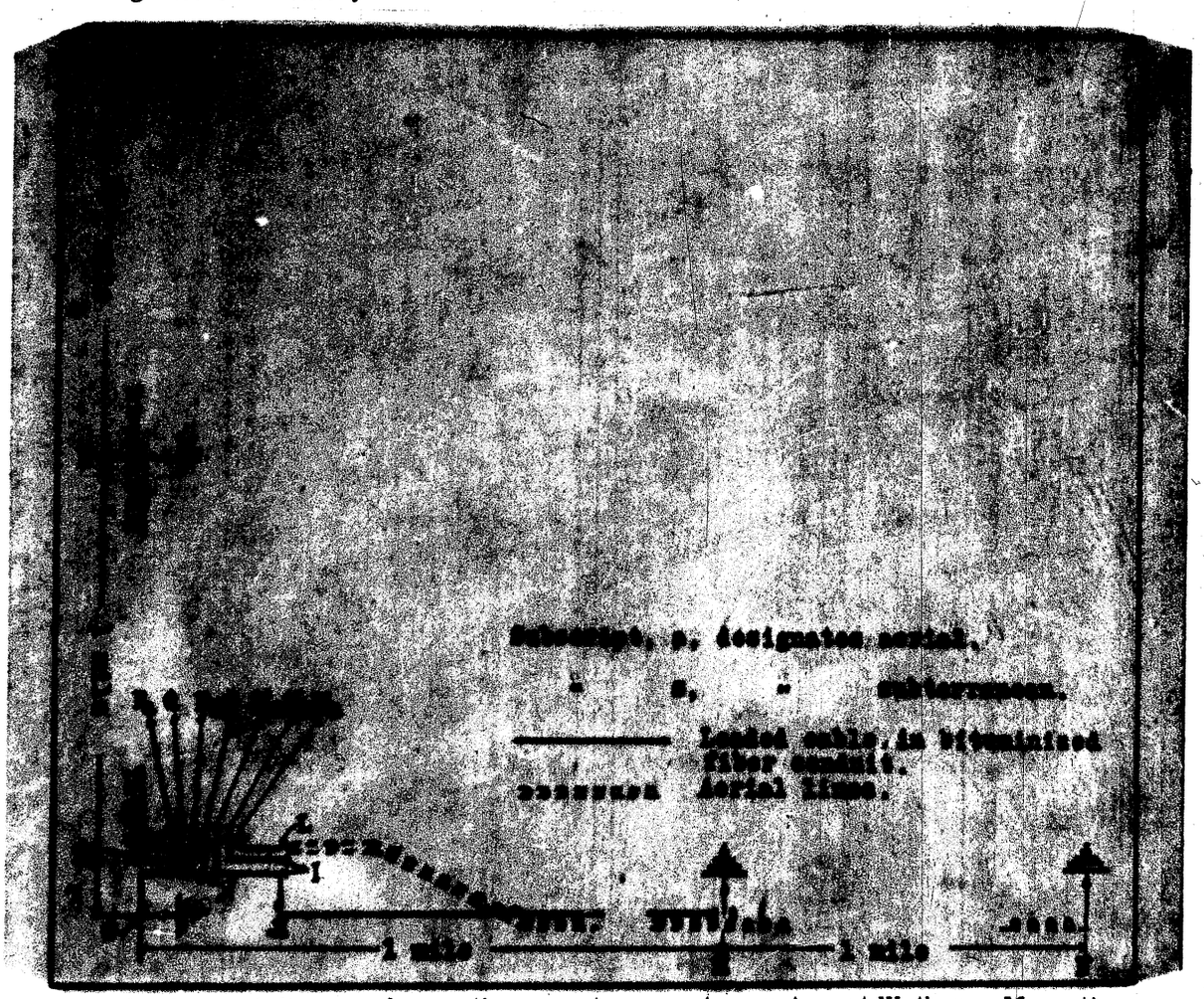

Fig. 2. General diagram for earth-current measuring system at Watheroo Magnetic Observatory



Fig. 3. Laying conduit on west-east earth-current line, Watheroo Magnetic Observatory. A junction box is being placed.

Fig. 4. Drawing cable into the conduit on west-east earth-current line, Watheroo Magnetic Observatory

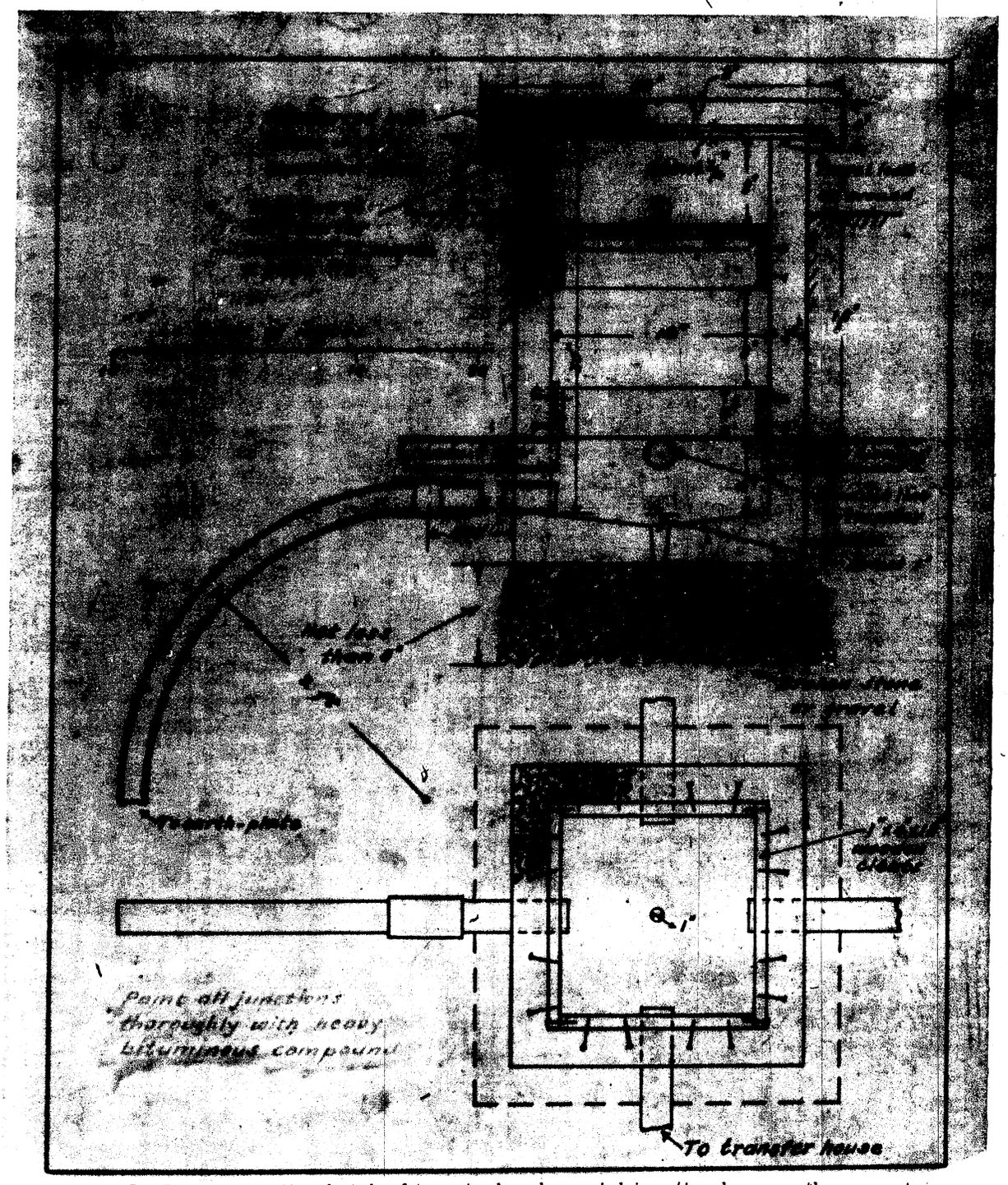

Fig. 5. Diagrammatic sketch of terminal and special junction box, earth-current measuring system, Watheroo Magnetic Observatory

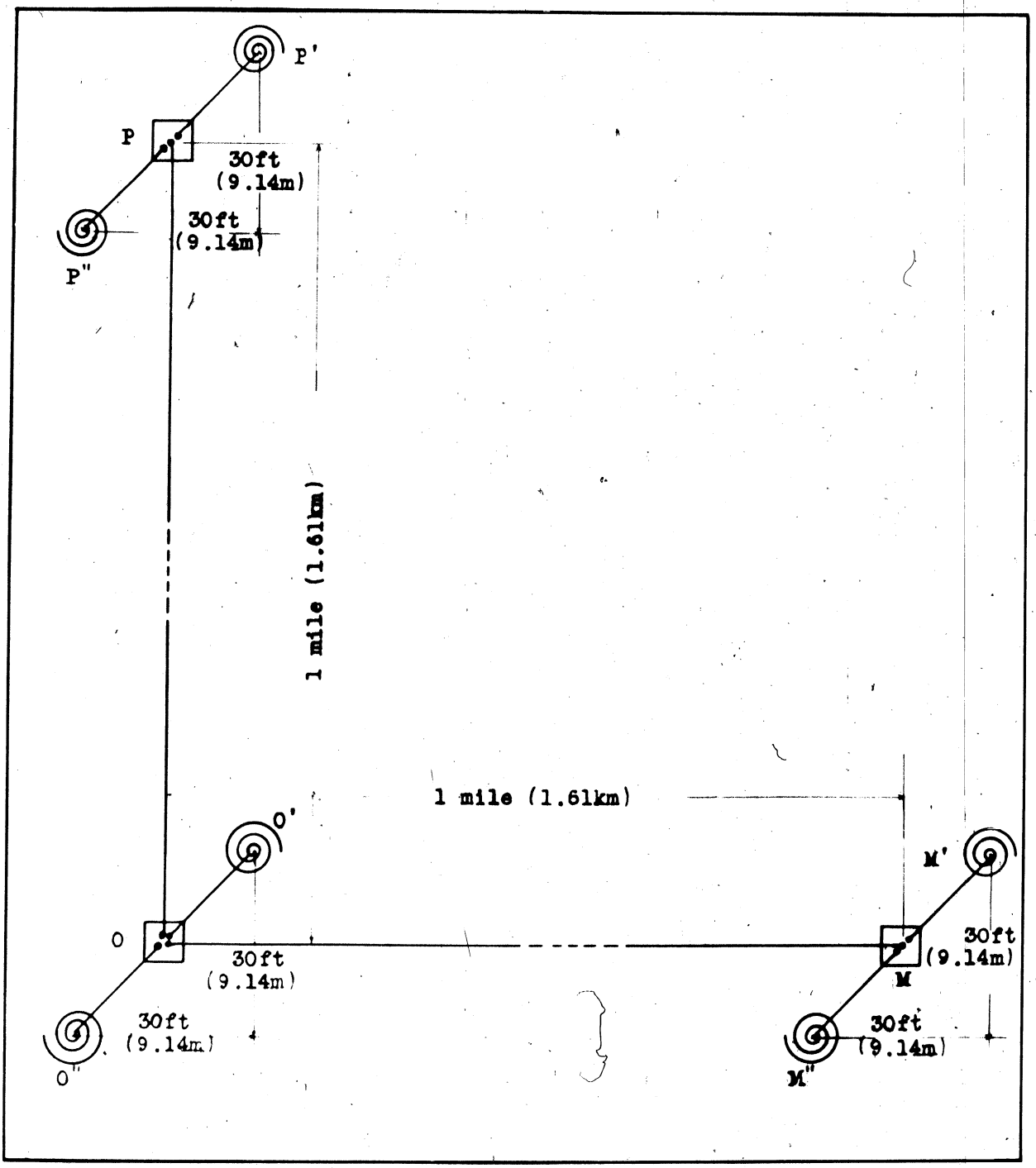

Fig. 6. Arrangement of temporary electrodes, earth-current measuring system, Watheroo Magnetic Observatory

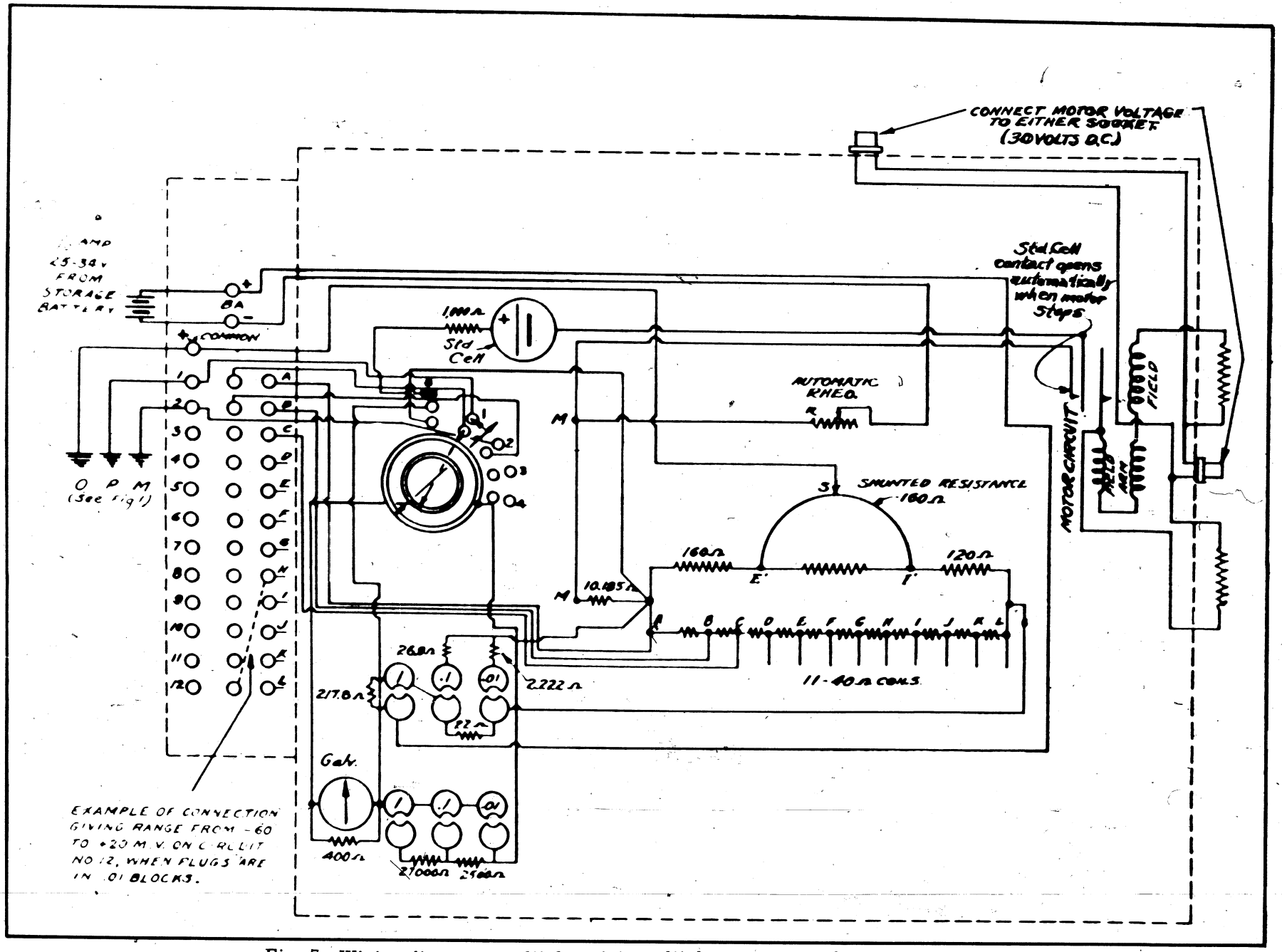

Fig. 7. Wiring diagram, multiple point, multiple range recording potentiometer



Fig. 8. Recording potentiometer, with cover removed

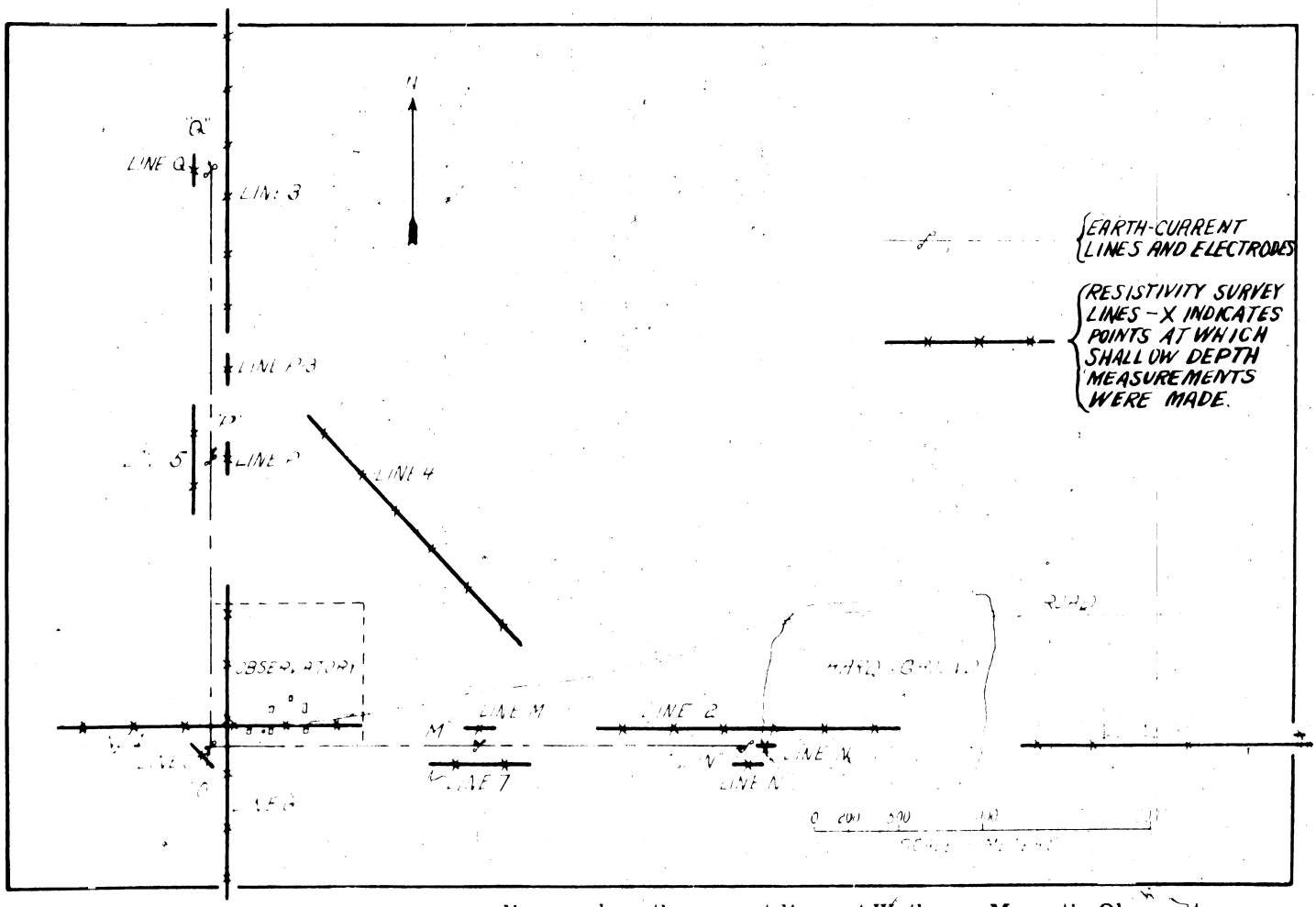

Fig. 9. Location of resistivity-survey lines and earth-current lines at Watheroo Magnetic Observatory

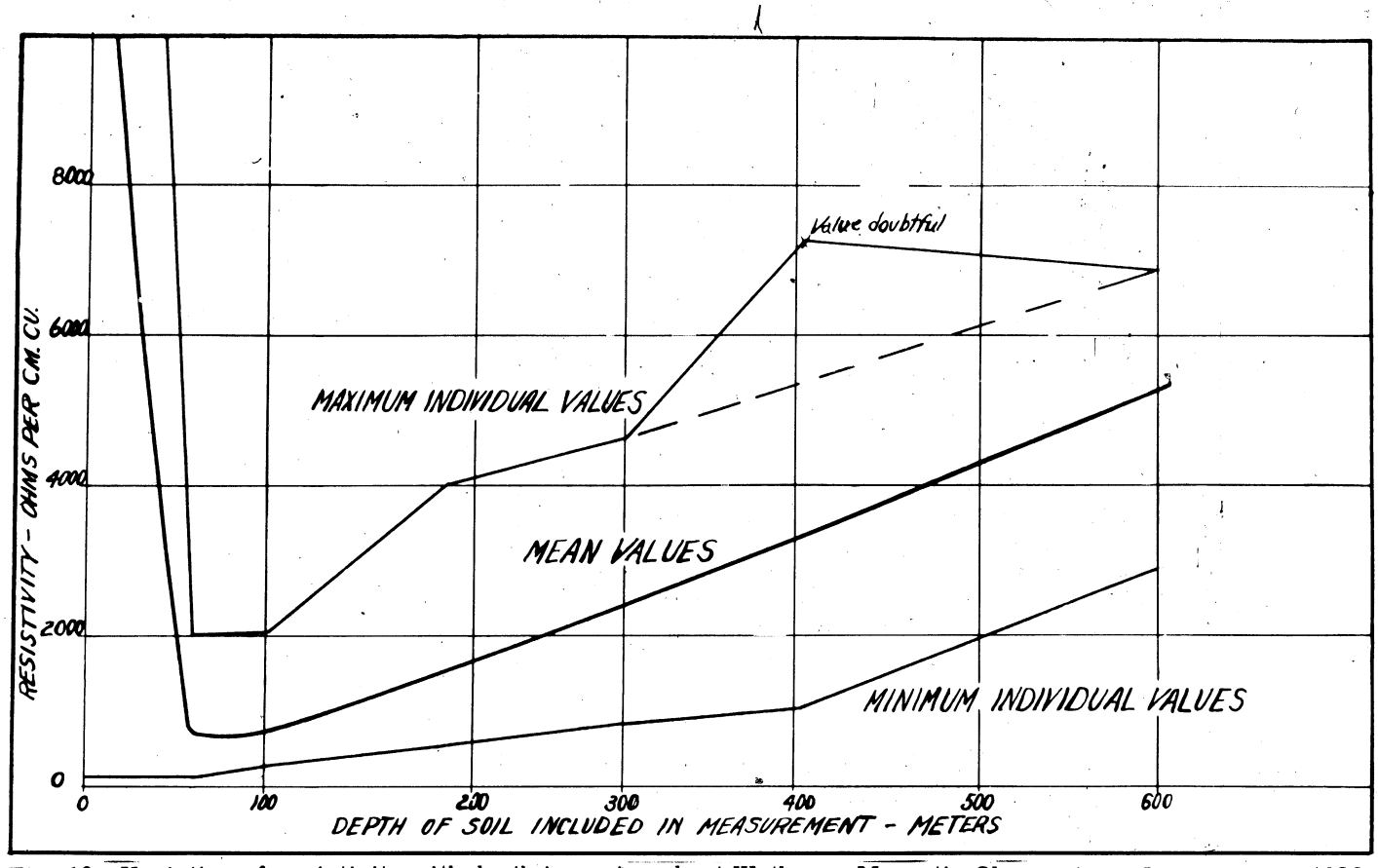

Fig. 10. Variation of resistivity with depth in region about Watheroo Magnetic Observatory, January-July, 1926



Fig. 11. Mean daily potentials, earth-current lines, Watheroo Magnetic Observatory, 1929-1930

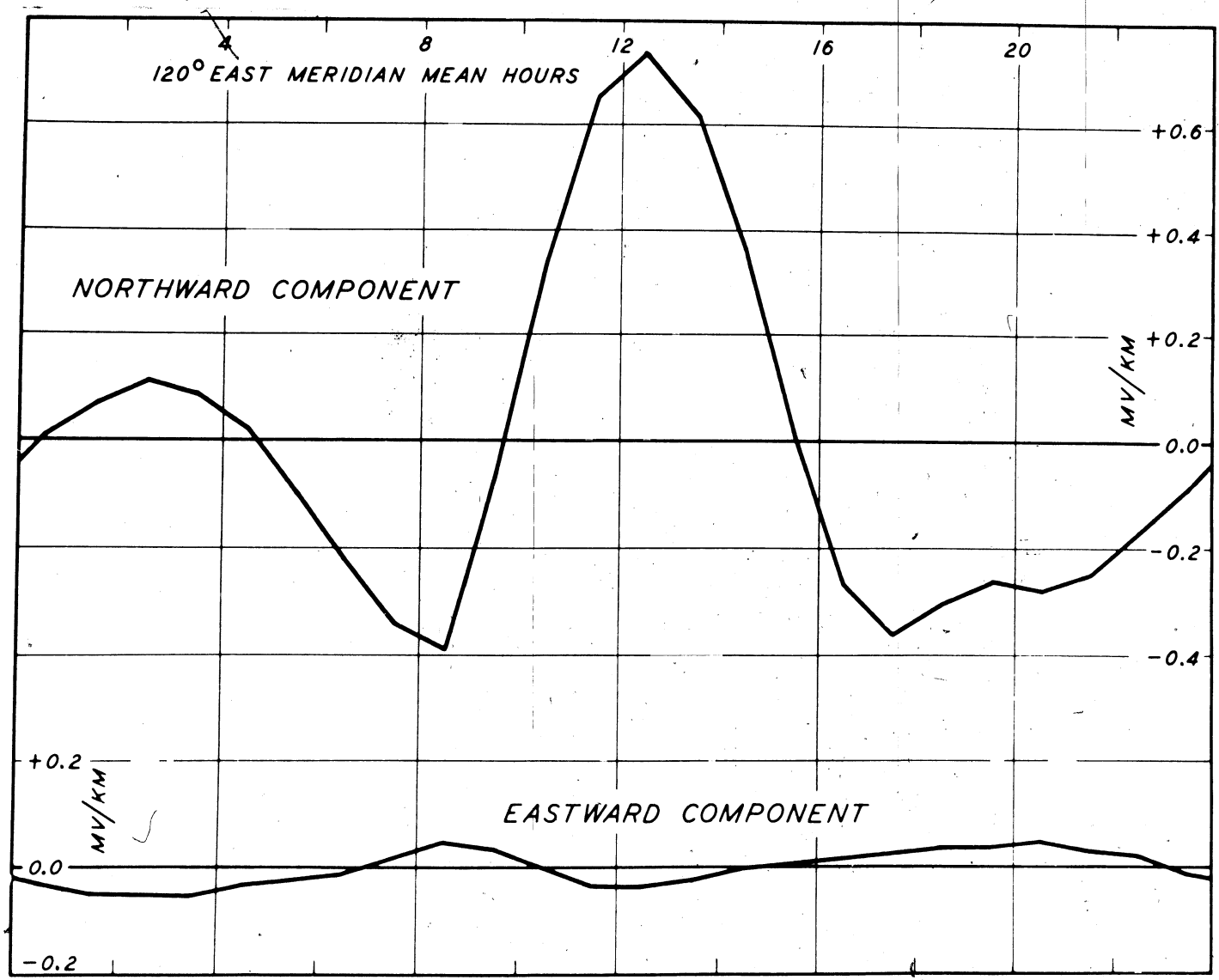

Fig. 12. Mean diurnal variation, 11-year means, Watheroo Magnetic Observatory, 1932-1942

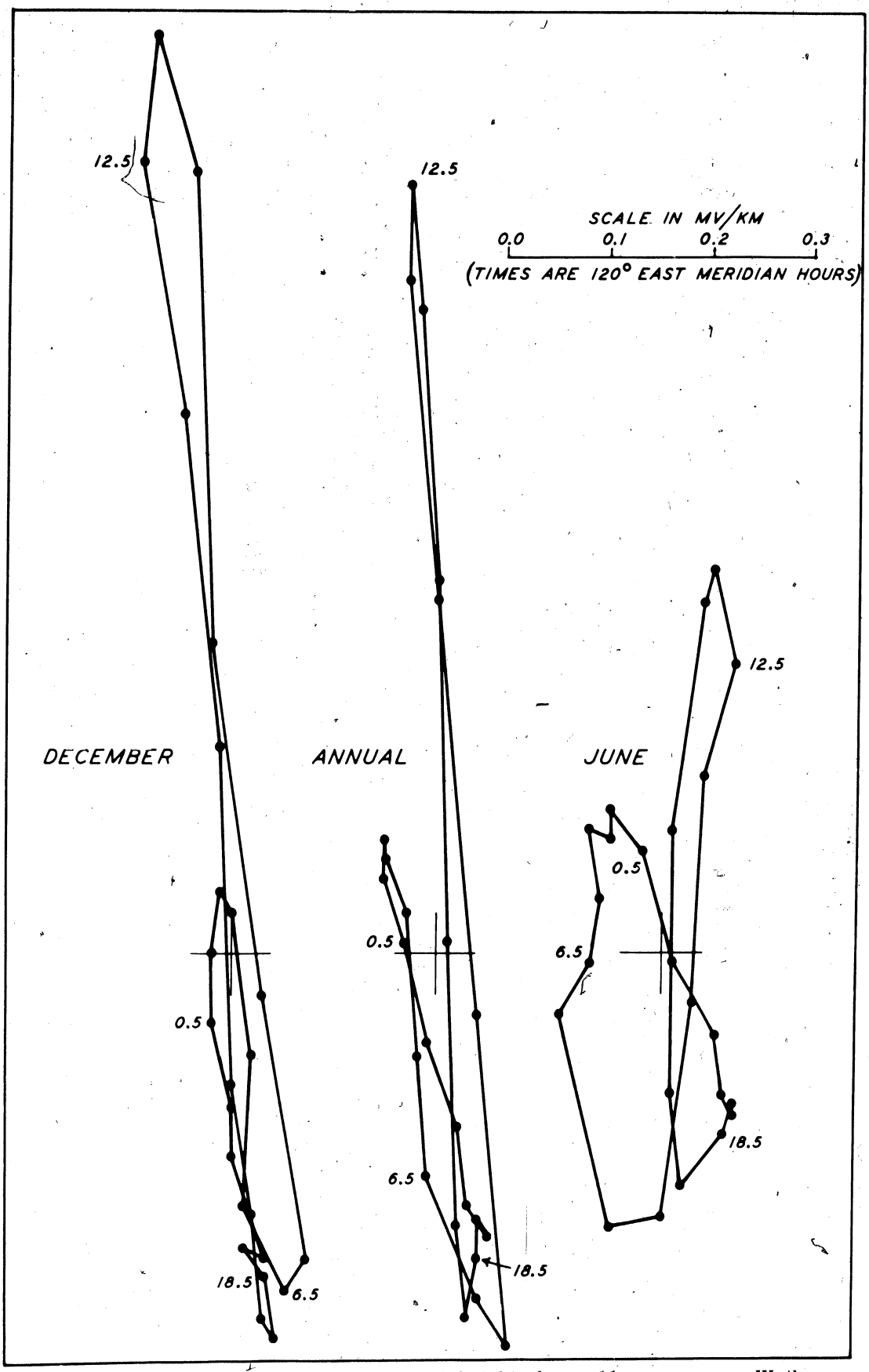

Fig. 13. Hodograms showing variations with height of sun, 11-year means, Watheroo Magnetic Observatory, 1932-1942

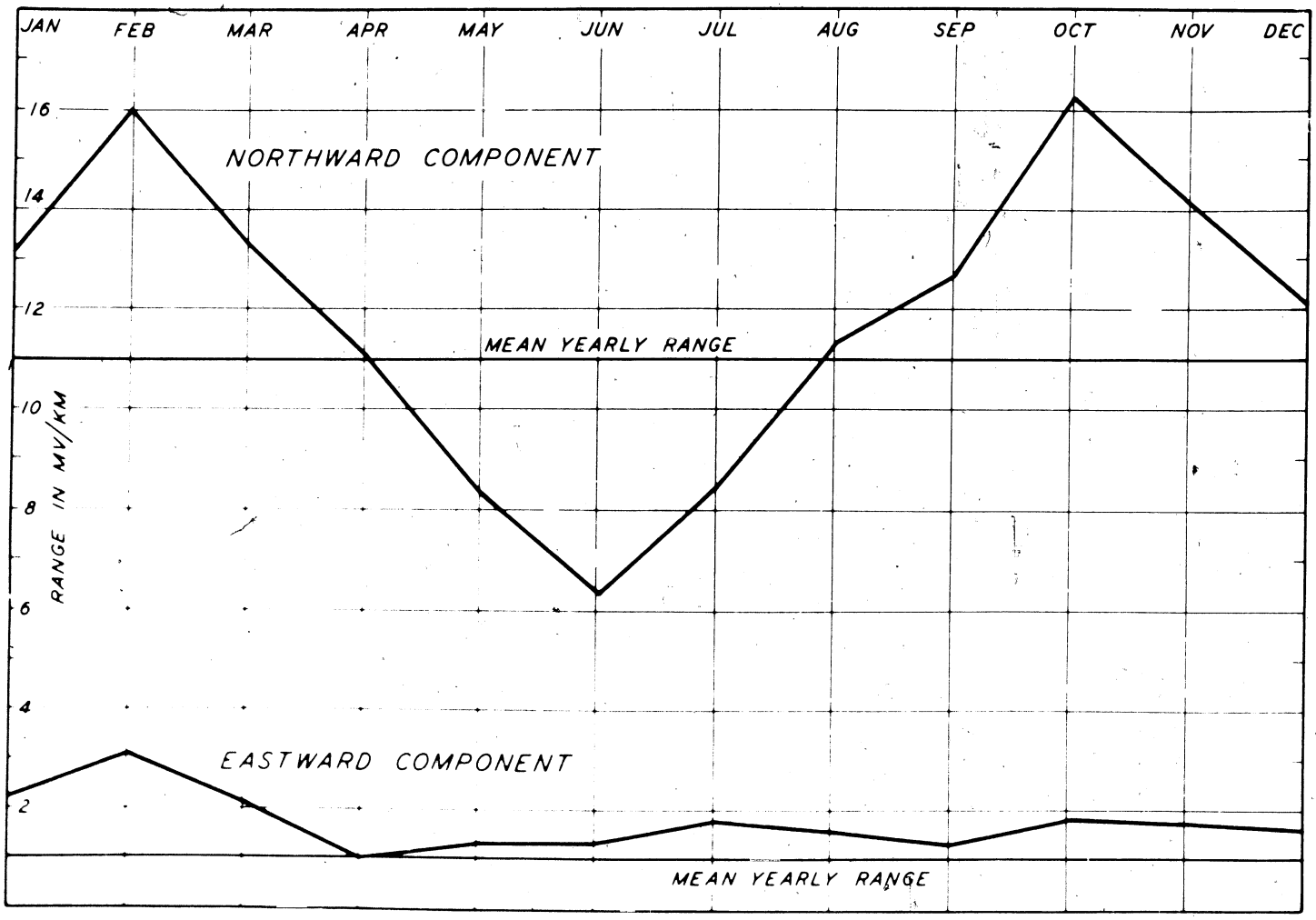

Fig. 14. Seasonal variation, 11-year means, Watheroo Magnetic Observatory, 1932-1942

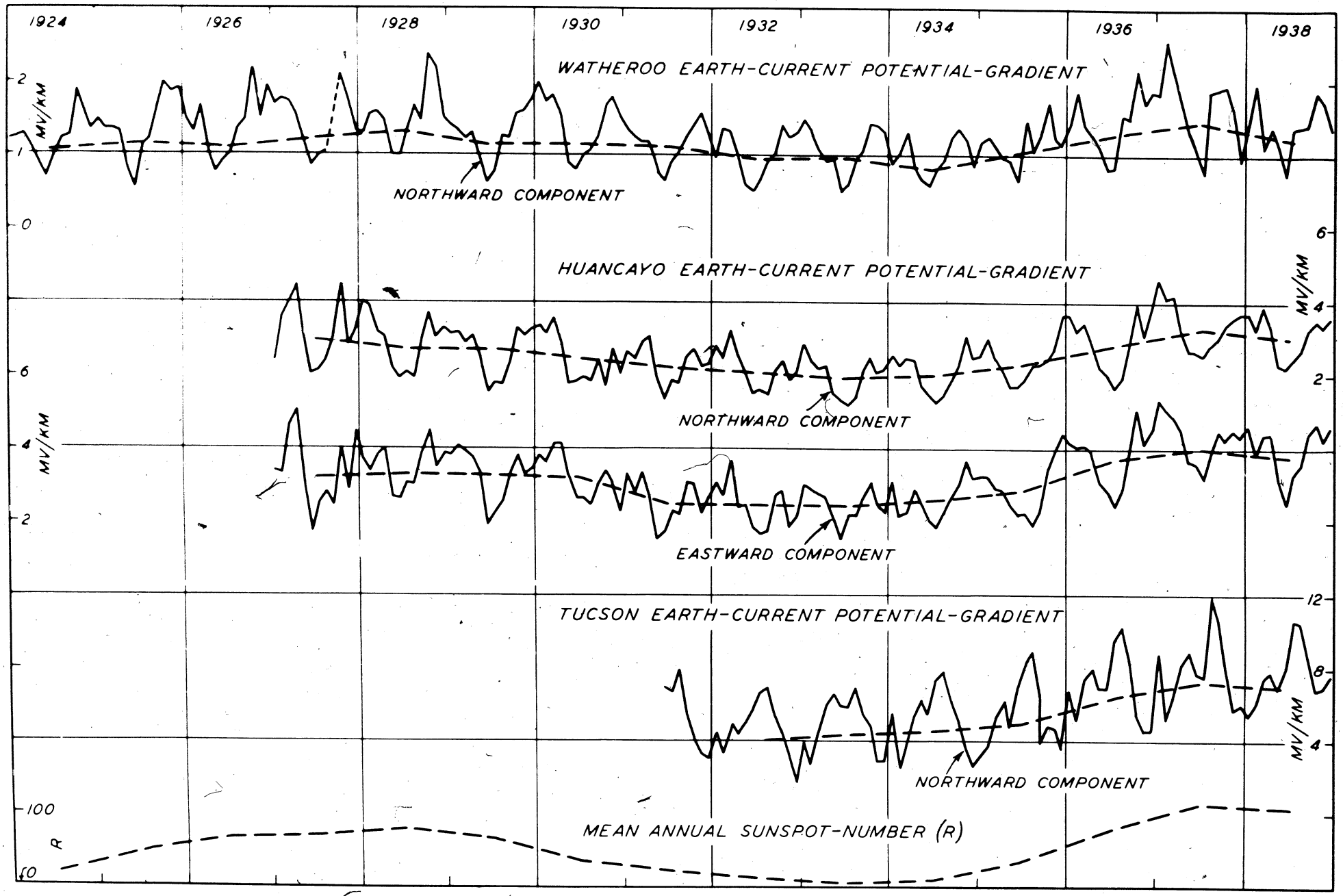

Fig. 15. Mean monthly and mean annual range of diurnal variation, predominant components earth potential gradient, showing seasonal variation combined with variation through sunspot-cycle 1924-1938

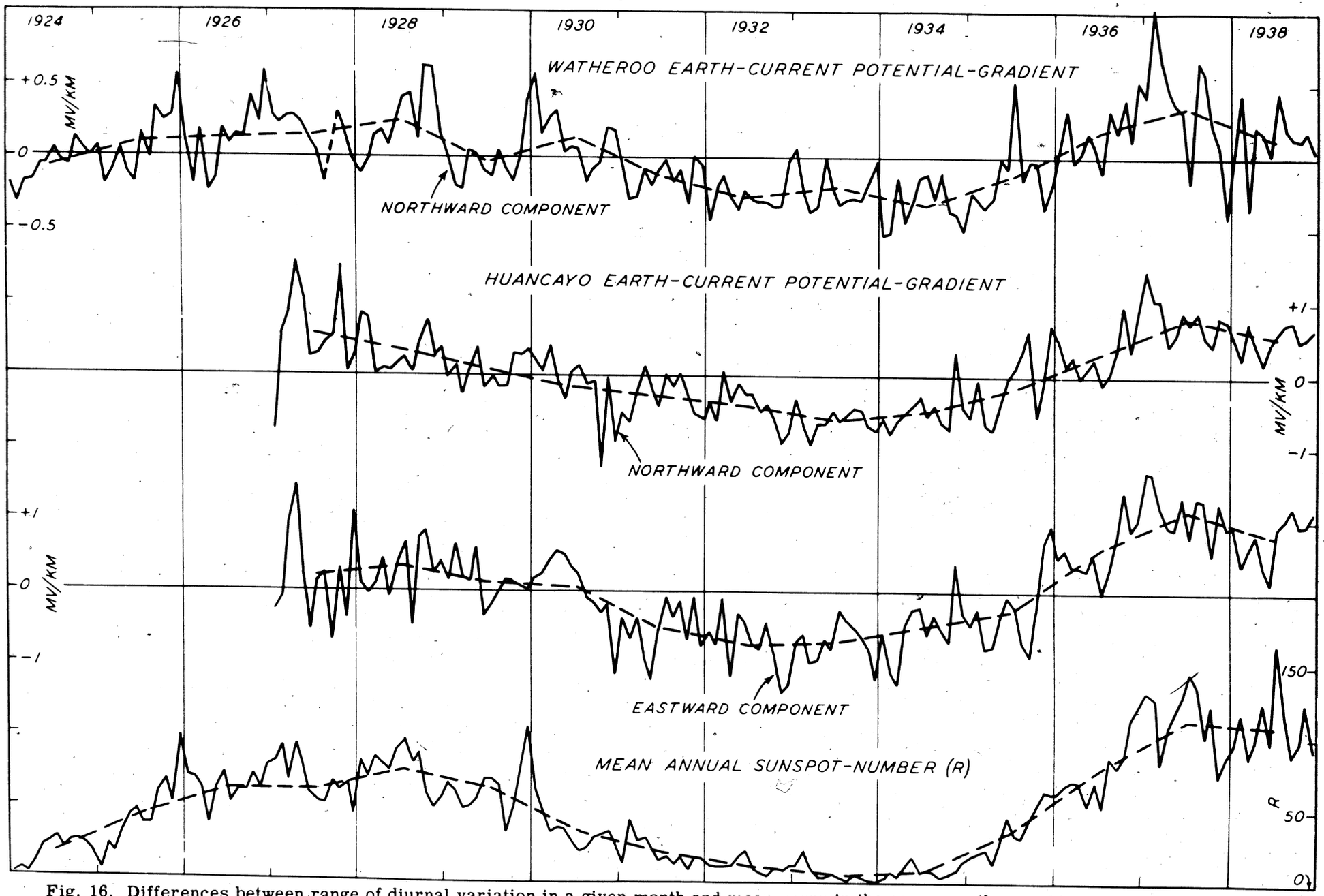

Fig. 16. Differences between range of diurnal variation in a given month and mean range in the same month over 11-year period 1927-1937, predominant components of earth potential gradient showing variation with sunspot numbers alone

TABLES 1-293

Table		Page
1.	General summary of results, earth-resistivity survey, Watheroo Magnetic Observatory, December, 1925-July, 1926	26
2.	Detailed results of resistivity measurements on lines one, two, and four, Watheroo Magnetic Observatory, December, 1925-July, 1926	27
3.	Annual means in sunspot number and in range of earth-current potential gradient for all days, Watheroo Magnetic Observatory, 1932-1942	28
4-5.	Diurnal variation in earth-current potential gradient, annual means, all days	29
6-7.	Diurnal variation in earth-current potential gradient, 11-year means by months, all days	30
8-29.	Diurnal variation in earth-current potential gradient, monthly means, all days, 1932-1942	31
30-293.	Earth-current potential gradient, hourly values, by months, 1932-1942	42

Table 1. General summary of results, earth-resistivity survey, Watheroo Magnetic Observatory, December, 1925-July, 1926

Electrode-separation	Average resistivity to depth approximately equal to electrode-separation								
	Mean value	Largest values				Smallest values			
		Value	Line	Section	Month	Value	Line	Section	Month
meters	ohm-cm	ohm-cm				ohm-cm			
600	5,100	6,900	3	.....	Jan	2,900	2	.....	Jan
			4	.....	Apr		2	.....	Jun
400	3,930	7,300	3	cf	Jan	1,020	2	cf	May
300	2,410	4,650	3	df	Jan	840	2	df	May
200	1,530	4,020	3	ef	Jan	530	2	ab	Jun
		3,200	4	ef	Apr	550	2	ef	Jun
100	705	2,060	3	f	Jan	290	4	c	Apr
		1,155	1	a	Jun	310	2	e	May
							3	a	Jan
60	705	2,010	3	f	Jan	120	4	c	Apr
		1,800	Q	.....	Jun	215	8	d	May
		1,480	P	.....	Jun	250	2	e	Jun
							2	f	Feb
30	5,830	51,000	N	.....	Feb	155	M	.....	Feb
		35,000	P	.....	Jun	220	2	e	Jun
							2	f	Feb
		33,000	Q	.....	Jun	270	R	.....	May
20	32,000	288,000	6	a	Jul	190	R	.....	May
		214,000	P	.....	Jun	225	2	e	Jun
							2	f	Dec
10	165,000	954,000	P	.....	Jun	124	R	.....	May
		699,000	1	a	Jun	172	8	f	May
						205	2	e	Jun
5	386,000	2,640,000	P	.....	Mar	90	R	.....	May
		2,340,000	1	a	Mar	130	8	f	May
		1,417,000	P	.....	Jun	210	2	e	Feb
		1,192,000	1	a	Jun	236	2	e	Jun
		1,110,000	3	f	Jan				
2.5	580,000	4,620,000	P	.....	Mar	120	8	f	May
		4,140,000	1	a	Mar	140	R	.....	May
		2,030,000	6	a	Feb	290	2	e	Dec
		1,856,000	3	f	Jan	351	2	e	Jun
		1,128,000	5	d	May				
		1,043,000	1	a	Jun				
		1,016,000	P	.....	Jun				

Table 2. Detailed results of resistivity measurements on lines one, two, and four, Watheroo Magnetic Observatory, December, 1925-July, 1926

Electrode-separation	Average resistivity to depth approximately equal to electrode-separation					
	Section a	Section b	Section c	Section d	Section e	Section f
			Line 1--March (dry)			
meters	ohm-cm	ohm-cm	ohm-cm	ohm-cm	ohm-cm	ohm-cm
600			4,650			
400		5,000		3,500		
300		3,330			1,460	
200	3,600		2,140			850
100	1,890	1,650	1,260	865	515	585
60	1,570	880	940	545	490	580
30	18,000	1,100	650	700	700	630
20	27,000?	1,200	1,550	760	2,770	925
10	382,000	3,200	34,000	8,500	32,000	9,000
5	2,340,000	61,600	275,000	136,000	76,000	49,000
2.5	4,140,000	337,000	970,000	514,000	105,000	87,600
			Line 1--June (wet)[a]			
600			4,930			
400		4,570		3,170		
300		4,100			1,455	
200	2,280		1,290			920
100	1,155	1,105	.....[b]	700	580	.....[b]
60	1,225	915	.....	581	500	.....
30	20,700	1,070	.....	650	840	.....
20	148,000	1,265	.....	872	4,180	.....
10	699,000	10,140	.....	22,200	37,200	.....
5	1,192,000	82,200	.....	130,000	75,000	.....
2.5	1,043,000	204,000	.....	225,000	90,400	.....
			Line 2--December to February (dry)			
600			2,940			
400		1,560		1,180		
300		1,230			1,240	
200	1,300		640			700
100	460	540	810	470	355	370
60	660	860	1,600	450	275	250
30	510	1,330	4,800	410	230	220
20	390	9,500	30,000	470	220	227
10	540	107,000	144,000	492	200	294
5	3,900	253,000	257,000	928	210	404
2.5	24,400	219,000	270,000	2,480	287	369
1	.....	.....	.....	10,450	510	300
			Line 2--May to June (wet)[c]			
600			2,900			
400		1,680		1,020		
300		985			840	
200	530		690			550
100	.....[d]	530	.....[d]	415	310	.....[d]
60	.....	520	.....	334	256	.....
30	.....	2,980	.....	385	224	.....
20	.....	11,580	.....	441	223	.....
10	.....	119,600	.....	473	205	.....
5	.....	279,000	.....	914	236	.....
2.5	.....	282,000	.....	4,190	351	
			Line 4--April (rains just begun)			
600			6,900			
400		5,800		5,000		
300		2,700			3,200	
200	2,230		2,800			1,730
100	440	820	290	950	870	760
60	299	382	120	720	780	882
30	298	620	407	9,690	7,250	14,600
20	367	6,490	651	96,400	43,200	97,400
10	504	246,000	11,640	276,000	270,000	361,000
5	14,900	1,082,000	182,000	546,000	508,000	471,000
2.5	240,000	1,373,000	508,000	566,000	529,000	438,000

[a]All values Line 1 in June were checked by independent determinations using improved commutator
[b]Observations on Sections c and f, Line 1, were not repeated in June
[c]All values Line 1 during May to June were checked by independent determinations using improved commutator
[d]Observations on Sections a, c, and f, Line 2, were not repeated during May to June

Table 3. Annual means in sunspot number and in range of earth-current potential gradient for all days Watheroo Magnetic Observatory, 1932-1942

Year	Sunspot number	Range[a]	
		Northward	Eastward
1932	11.1	94	10
1933	5.7	92	12
1934	8.7	80	10
1935	36.1	98	10
1936	79.7	128	13
1937	114.4	147	14
1938	109.6	120	13
1939	88.8	146	13
1940	67.8	114	11
1941	47.5	114	10
1942	30.6	109	10
Mean	54.5	110	10

[a]Range in hundredths of millivolts per km

DIURNAL VARIATION IN EARTH-CURRENT POTENTIAL GRADIENT AT WATHEROO MAGNETIC OBSERVATORY

ANNUAL MEAN VALUES, EXPRESSED IN HUNDREDTHS OF MILLIVOLTS PER KILOMETER

(VALUES TABULATED FOR SUCCESSIVE PERIODS OF ONE HOUR AS INDICATED ON 120° EAST MERIDIAN MEAN TIME)

YEAR	0-1	1-2	2-3	3-4	4-5	5-6	6-7	7-8	8-9	9-10	10-11	11-12	12-13	13-14	14-15	15-16	16-17	17-18	18-19	19-20	20-21	21-22	22-23	23-24	RANGE
TABLE 4																									
NORTHWARD COMPONENT, ALL DAYS																									
1932	+10	+15	+19	+15	+ 8	- 2	-15	-23	-22	- 2	+25	+47	+55	+43	+24	- 7	-28	-39	-30	-25	-25	-24	-11	- 7	94
1933	+ 3	+ 8	+14	+11	+ 6	- 5	-14	-20	-17	+ 3	+36	+53	+57	+44	+21	- 4	-27	-35	-27	-24	-27	-24	-15	-10	92
1934	+ 3	+10	+11	+ 7	+ 3	- 7	-18	-26	-26	- 8	+24	+46	+53	+45	+28	+ 2	-22	-27	-19	-20	-20	-18	-14	- 5	80
1935	- 2	+ 2	+ 1	0	- 5	-19	-25	-31	-21	+ 8	+42	+64	+67	+54	+31	+ 2	-21	-27	-26	-24	-24	-21	-15	- 9	98
1936	+ 4	+10	+ 8	+ 4	- 3	-16	-33	-45	-40	- 8	+36	+73	+83	+74	+43	+ 1	-33	-40	-30	-26	-24	-20	-16	- 5	128
1937	- 8	- 2	- 1	- 1	- 8	-22	-35	-48	-39	- 8	+44	+85	+99	+85	+49	+ 7	-18	-32	-27	-25	-30	-28	-21	-13	147
1938	- 5	+ 3	+ 6	+ 4	- 3	-16	-32	-40	-37	- 8	+39	+73	+80	+68	+41	+ 5	-27	-34	-23	-23	-23	-20	-18	- 9	120
1939	- 1	+ 6	+15	+15	- 7	- 6	-21	-42	-47	-19	+31	+80	+98	+88	+50	0	-36	-48	-38	-33	-33	-30	-19	-12	146
1940	- 2	+ 9	+14	+15	+ 8	- 7	-18	-33	-35	-11	+32	+66	+76	+66	+38	+ 6	-27	-38	-37	-32	-32	-29	-22	-12	114
1941	+ 2	+ 6	+13	+14	+ 7	- 5	-18	-29	-30	- 4	+37	+65	+74	+62	+36	0	-28	-40	-36	-27	-35	-32	-23	- 8	114
1942	+ 4	+13	+16	+14	+ 7	- 9	-19	-32	-31	- 4	+34	+62	+69	+58	+30	0	-30	-40	-39	-30	-30	-28	-15	- 5	109
MEANS	+ 1	+ 7	+11	+ 9	+ 2	-10	-22	-34	-39	- 6	+34	+65	+74	+62	+36	+ 1	-27	-36	-30	-26	-28	-25	-17	- 9	110
TABLE 5																									
EASTWARD COMPONENT, ALL DAYS																									
1932	- 4	- 6	- 6	- 6	- 4	- 2	- 1	+ 2	+ 4	+ 3	+ 1	+ 1	0	+ 2	+ 3	+ 2	+ 3	+ 3	+ 4	+ 3	+ 2	+ 1	- 1	- 4	10
1933	- 4	- 4	- 5	- 6	- 4	- 4	- 2	0	+ 4	+ 2	0	- 3	- 2	+ 1	+ 3	+ 6	+ 6	+ 3	+ 3	+ 4	+ 3	+ 4	- 1	- 2	12
1934	- 3	- 5	- 5	- 5	- 4	- 2	- 2	0	+ 2	+ 2	+ 1	- 1	0	+ 1	0	+ 1	+ 2	+ 3	+ 4	+ 4	+ 5	+ 2	+ 3	- 1	10
1935	- 3	- 5	- 5	- 4	- 3	- 2	- 2	0	+ 2	+ 1	0	- 1	- 3	- 1	+ 2	+ 2	+ 3	+ 3	+ 4	+ 5	+ 5	+ 3	0	- 1	10
1936	- 3	- 5	- 4	- 5	- 4	- 4	- 1	+ 4	+ 7	+ 6	0	- 5	- 6	- 5	- 2	- 1	+ 2	+ 3	+ 4	+ 6	+ 6	+ 4	+ 2	0	13
1937	- 2	- 5	- 4	- 6	- 4	- 3	- 2	+ 2	+ 7	+ 5	- 1	- 5	- 7	- 6	- 3	- 2	0	+ 5	+ 6	+ 6	+ 7	+ 6	+ 5	+ 3	14
1938	- 2	- 3	- 4	- 5	- 2	- 2	0	+ 1	+ 5	+ 6	0	- 6	- 7	- 6	- 3	- 1	+ 2	+ 3	+ 3	+ 4	+ 6	+ 5	+ 4	+ 3	13
1939	- 1	- 3	- 5	- 3	- 2	- 1	0	+ 5	+ 7	+ 5	0	- 5	- 6	- 6	- 4	- 2	- 1	+ 2	+ 3	+ 4	+ 5	+ 4	+ 2	+ 1	13
1940	- 4	- 6	- 6	- 6	- 4	- 2	0	+ 2	+ 4	+ 4	0	- 2	- 2	- 1	0	0	+ 2	+ 5	+ 4	+ 3	+ 4	+ 2	+ 2	- 1	11
1941	- 4	- 5	- 5	- 4	- 3	- 2	0	+ 3	+ 5	+ 4	0	- 3	- 3	- 2	+ 1	0	+ 2	+ 4	+ 3	+ 4	+ 3	+ 2	+ 1	- 2	10
1942	- 4	- 5	- 5	- 4	- 4	- 1	0	+ 2	+ 4	+ 4	0	- 3	- 1	- 1	+ 2	+ 2	+ 2	+ 4	+ 3	+ 3	+ 5	+ 3	0	- 3	10
MEANS	- 3	- 5	- 5	- 5	- 3	- 2	- 1	+ 2	+ 5	+ 4	0	- 3	- 3	- 2	0	+ 1	+ 2	+ 3	+ 4	+ 4	+ 5	+ 3	+2	- 1	10

DIURNAL VARIATION IN EARTH-CURRENT POTENTIAL GRADIENT AT WATHEROO MAGNETIC OBSERVATORY

11-YEAR MEAN VALUES BY MONTHS, EXPRESSED IN HUNDREDTHS OF MILLIVOLTS PER KILOMETER

(VALUES TABULATED FOR SUCCESSIVE PERIODS OF ONE HOUR AS INDICATED ON 120° EAST MERIDIAN MEAN TIME)

TABLE 6

NORTHWARD COMPONENT, ALL DAYS

MONTH	0-1	1-2	2-3	3-4	4-5	5-6	6-7	7-8	8-9	9-10	10-11	11-12	12-13	13-14	14-15	15-16	16-17	17-18	18-19	19-20	20-21	21-22	22-23	23-24	RANGE
JAN	-7	+3	+7	+10	-2	-23	-34	-27	-6	+34	+76	+91	+84	+63	+23	-16	-37	-40	-38	-34	-33	-37	-29	-23	131
FEB	-4	+6	+16	+15	+12	-13	-42	-52	-33	+12	+72	+106	+105	+77	+32	-15	-47	-54	-48	-32	-36	-36	-26	-15	160
MAR	-5	-1	+10	+11	+9	-2	-28	-42	-33	-1	+53	+81	+88	+68	+33	-3	-29	-45	-38	-32	-34	-25	-22	-12	133
APR	+9	+15	+15	+10	+5	+1	-19	-39	-33	-3	+33	+62	+72	+49	+22	-6	-28	-35	-32	-31	-28	-22	-15	-1	111
MAY	+9	+10	+13	+6	+7	-2	-3	-23	-37	-23	+6	+33	+46	+43	+34	+11	-19	-29	-22	-22	-21	-15	-5	+2	83
JUN	+10	+14	+11	+12	+5	-1	-1	-6	-27	-26	-5	+17	+28	+37	+34	+12	-14	-23	-18	-15	-16	-14	-8	-1	64
JUL	+9	+12	+13	+7	+2	-4	-2	-13	-41	-36	-13	+21	+38	+44	+41	+16	-12	-21	-11	-14	-19	-15	-4	+3	85
AUG	+1	+6	+9	+7	+3	+2	+2	-22	-49	-47	-20	+19	+55	+70	+64	+32	-8	-28	-17	-19	-20	-18	-15	-8	119
SEP	-1	+10	+9	+10	+7	-3	-19	-52	-50	-25	+14	+58	+80	+79	+50	+15	-17	-31	-28	-24	-27	-28	-18	-12	132
OCT	-2	+6	+9	+12	0	-22	-44	-53	-41	-2	+53	+102	+114	+90	+43	-6	-41	-47	-42	-33	-35	-31	-21	-12	167
NOV	-3	+5	+8	+3	-8	-31	-47	-44	-21	+19	+68	+101	+99	+77	+31	-12	-37	-45	-36	-30	-31	-30	-24	-11	146
DEC	-7	0	+6	+4	-10	-25	-33	-30	-4	+30	+75	+88	+76	+52	+20	-13	-36	-38	-32	-29	-30	-26	-20	-15	126
MEANS	+1	+7	+11	+9	+2	-10	-22	-34	-31	-6	+34	+65	+74	+62	+36	+1	-27	-36	-30	-26	-28	-25	-17	-9	110

TABLE 7

EASTWARD COMPONENT, ALL DAYS

MONTH	0-1	1-2	2-3	3-4	4-5	5-6	6-7	7-8	8-9	9-10	10-11	11-12	12-13	13-14	14-15	15-16	16-17	17-18	18-19	19-20	20-21	21-22	22-23	23-24	RANGE
JAN	0	-2	-2	0	+1	+2	+6	+10	+10	+6	-1	-10	-12	-11	-5	-3	0	+3	+2	0	+1	+1	+2	+1	22
FEB	-2	-2	-4	-2	0	+2	+7	+14	+16	+11	-3	-11	-15	-13	-8	-3	+1	+5	+1	+1	+2	+3	0	-1	31
MAR	-3	-3	-2	-4	-1	+1	+3	+8	+13	+5	-4	-8	-8	-8	-4	0	+3	+4	+3	+1	+3	+2	0	0	21
APR	-3	-5	-5	-5	-3	-1	0	+1	+5	+5	0	-4	-5	-2	+2	+1	0	+1	+3	+5	+5	+3	+2	0	10
MAY	-4	-6	-7	-7	-8	-5	-6	-6	-1	+4	+5	+4	+4	+6	+4	-2	-2	0	+4	+7	+6	+4	+3	0	14
JUN	-2	-5	-5	-7	-6	-7	-7	-10	-5	0	+3	+4	+7	+5	+4	+1	+1	+2	+6	+7	+7	+6	+5	+1	14
JUL	-4	-6	-7	-8	-8	-8	-10	-10	-4	-1	+2	+2	+6	+6	+5	+4	+4	+3	+5	+8	+10	+6	+3	0	18
AUG	-4	-6	-8	-8	-7	-7	-10	-7	-2	+3	+4	+4	+5	+6	+4	+3	+2	+2	+5	+6	+6	+6	+4	+1	16
SEP	-4	-7	-8	-7	-7	-6	-5	-2	+3	+4	+1	+1	+2	+1	+2	+3	+3	+4	+5	+6	+6	+4	+2	+2	14
OCT	-5	-6	-7	-6	-3	-2	+3	+8	+11	+8	+1	-5	-7	-8	-5	0	+6	+7	+6	+5	+5	+1	-1	-5	18
NOV	-4	-6	-3	-1	0	+1	+4	+8	+7	+3	-3	-9	-9	-5	-1	+2	+3	+6	+4	+2	+2	+2	-1	-2	17
DEC	-2	-2	-1	0	+2	+1	+5	+7	+3	-2	-4	-8	-9	-5	-1	0	+3	+4	+3	+1	+3	+2	0	0	16
MEANS	-3	-5	-5	-5	-3	-2	-1	+2	+5	+4	0	-3	-3	-2	0	+1	+2	+3	+4	+4	+5	+3	+2	-1	10

DIURNAL VARIATION IN EARTH-CURRENT POTENTIAL GRADIENT AT WATHEROO MAGNETIC OBSERVATORY

1932 MONTHLY MEAN VALUES, EXPRESSED IN HUNDREDTHS OF MILLIVOLTS PER KILOMETER 1932

(VALUES TABULATED FOR SUCCESSIVE PERIODS OF ONE HOUR AS INDICATED ON 120° EAST MERIDIAN MEAN TIME)

TABLE 8

NORTHWARD COMPONENT, ALL DAYS

MONTH	0-1	1-2	2-3	3-4	4-5	5-6	6-7	7-8	8-9	9-10	10-11	11-12	12-13	13-14	14-15	15-16	16-17	17-18	18-19	19-20	20-21	21-22	22-23	23-24
JAN	+ 3	+23	+20	+24	+18	- 5	-18	-12	- 5	+ 9	+41	+54	+55	+46	+25	-10	-34	-42	-35	-33	-31	-34	-23	-28
FEB	+11	+ 2	+24	+17	+ 6	-15	-24	-27	- 9	+29	+61	+81	+63	+46	+20	-11	-36	-48	-55	-32	-23	-37	-18	-18
MAR	0	+ 4	+27	+21	+17	+13	-25	-43	-22	+23	+65	+80	+75	+29	+ 2	-28	-45	-53	-45	-32	-44	-13	- 7	- 2
APR	+32	+38	+38	+15	+15	+13	- 8	-32	-28	- 5	+25	+47	+50	+29	- 2	-29	-45	-50	-38	-33	-14	-11	0	- 5
MAY	+22	+29	+26	+24	+22	+13	+10	-18	-25	-29	- 3	+11	+26	+21	+19	- 5	-30	-33	-26	-25	-21	-15	- 1	+ 4
JUN	+14	+17	+18	+10	+ 5	0	+ 3	+ 4	-22	-28	-14	+ 8	+12	+20	+23	- 1	-17	-25	-15	-13	- 7	- 8	+ 1	+ 5
JUL	+20	+14	+18	+13	+11	+ 6	+ 4	+ 2	-34	-39	-20	- 1	+22	+27	+29	+ 4	-19	-29	- 5	- 9	-14	-13	+ 2	+ 8
AUG	+ 4	+13	+16	+ 7	+10	+ 8	+12	-17	-42	-41	-18	+ 6	+43	+50	+49	+18	- 4	-37	-12	-20	-14	-15	-13	- 4
SEP	+ 5	+23	+14	+21	+15	+ 9	-14	-36	-39	-30	+ 3	+41	+64	+62	+44	+12	-11	-36	-27	-17	-32	-43	-17	-12
OCT	+ 8	+14	+ 7	+11	0	- 8	-32	-37	-35	- 4	+36	+72	+94	+81	+41	- 1	-27	-46	-37	-28	-38	-33	-24	-13
NOV	+ 2	+ 5	+ 4	+ 4	-10	-25	-44	-27	- 6	+25	+56	+81	+81	+55	+19	-18	-30	-31	-32	-23	-40	-26	-15	- 6
DEC	- 7	- 6	+11	+ 7	-13	-34	-44	-31	+ 9	+39	+70	+86	+77	+52	+19	-13	-35	-39	-33	-29	-25	-35	-15	-10
MEANS	+10	+15	+19	+15	+ 3	- 2	-15	-23	-22	- 2	+25	+47	+55	+43	+24	- 7	-28	-39	-30	-25	-25	-24	-11	- 7

TABLE 9

EASTWARD COMPONENT, ALL DAYS

MONTH	0-1	1-2	2-3	3-4	4-5	5-6	6-7	7-8	8-9	9-10	10-11	11-12	12-13	13-14	14-15	15-16	16-17	17-18	18-19	19-20	20-21	21-22	22-23	23-24
JAN	+ 3	- 8	- 4	+ 2	+ 3	+ 3	+ 3	0	+ 9	+ 9	+ 7	+ 4	- 2	- 9	- 2	- 5	0	- 2	+ 2	- 2	- 1	- 2	- 2	- 6
FEB	- 8	0	- 6	- 2	+ 3	+ 7	+ 8	+11	+13	+ 8	- 2	- 5	- 6	- 5	- 5	- 5	+ 2	+ 3	- 2	+ 2	- 2	- 2	- 1	- 4
MAR	- 6	0	+ 8	- 5	0	+ 3	+ 9	+13	+16	+ 7	- 4	- 7	- 5	- 2	0	0	+ 3	- 1	+ 2	- 5	- 3	+ 3	- 4	- 7
APR	- 3	-14	-10	- 8	- 3	- 5	- 2	+ 1	+12	+ 9	+ 8	+ 1	+ 4	+ 6	+10	+ 7	+ 2	+ 2	+ 5	+ 2	- 4	- 9	- 3	- 8
MAY	- 9	- 6	- 4	-12	- 9	- 6	- 4	- 5	- 3	+ 4	+ 6	+ 9	+11	+ 5	+ 5	- 3	- 1	0	+ 7	+ 8	+ 6	+ 3	+ 2	- 4
JUN	- 2	- 1	- 9	- 4	- 6	- 4	- 7	-11	- 3	- 2	+ 1	+ 3	+ 6	+ 6	+ 3	0	+ 2	+ 3	+ 6	+ 6	+ 7	+ 2	+ 1	+ 3
JUL	- 4	- 5	- 6	- 6	- 6	- 6	- 8	-10	- 4	0	+ 1	+ 1	+ 2	+ 6	+ 6	+ 4	+ 3	- 1	+ 4	+ 8	+ 8	+ 8	+ 2	+ 2
AUG	- 2	- 8	- 9	- 4	- 6	- 8	- 9	- 5	- 4	+ 2	+ 2	0	+ 5	+ 9	+ 7	+ 5	+ 2	+ 4	+ 5	+ 4	+ 3	+ 7	+ 5	- 1
SEP	- 1	-12	- 6	-10	-10	- 7	- 9	- 3	+ 2	+ 1	- 2	- 3	0	+ 9	+ 8	+ 5	+ 4	+ 7	+ 6	+ 9	+ 9	+ 6	+ 4	- 8
OCT	- 6	-10	-10	- 9	- 4	- 5	0	+ 7	+ 9	+ 7	+ 1	- 3	- 3	- 2	- 2	+ 2	+ 8	+13	+ 7	+ 6	+ 3	- 3	- 5	- 2
NOV	- 6	- 9	- 2	- 5	- 3	- 3	+ 5	+ 9	+ 5	- 3	- 4	- 6	- 2	+ 3	+ 5	+ 7	+ 5	+ 5	+ 2	+ 1	+ 1	+ 2	- 4	- 5
DEC	- 7	- 3	- 9	- 5	0	+ 1	+ 7	+11	+ 9	- 2	- 4	- 8	- 6	0	+ 4	+ 5	+ 5	+ 2	+ 2	0	+ 2	- 1	- 3	- 4
MEANS	- 4	- 6	- 6	- 6	- 4	- 2	- 1	+ 2	+ 4	+ 3	+ 1	- 1	0	+ 2	+ 3	+ 2	+ 3	+ 3	+ 4	+ 3	+ 2	+ 1	- 1	- 4

DIURNAL VARIATION IN EARTH-CURRENT POTENTIAL GRADIENT AT WATHEROO MAGNETIC OBSERVATORY

1933 MONTHLY MEAN VALUES, EXPRESSED IN HUNDREDTHS OF MILLIVOLTS PER KILOMETER 1933

(VALUES TABULATED FOR SUCCESSIVE PERIODS OF ONE HOUR AS INDICATED ON 120° EAST MERIDIAN MEAN TIME)

TABLE 10

NORTHWARD COMPONENT, ALL DAYS

MONTH	0-1	1-2	2-3	3-4	4-5	5-6	6-7	7-8	8-9	9-10	10-11	11-12	12-13	13-14	14-15	15-16	16-17	17-18	18-19	19-20	20-21	21-22	22-23	23-24
JAN	- 9	+ 1	+ 24	+ 33	0	- 16	- 32	- 24	+ 14	+ 54	+ 95	+ 94	+ 69	+ 32	- 10	- 41	- 53	- 45	- 35	- 22	- 38	- 37	- 34	- 22
FEB	0	+ 7	+ 19	+ 6	+ 11	+ 6	- 20	- 15	+ 5	+ 32	+ 77	+ 87	+ 67	+ 40	+ 7	- 26	- 44	- 44	- 42	- 38	- 43	- 40	- 31	- 21
MAR	0	+ 3	+ 9	+ 4	+ 12	- 3	- 11	- 21	- 23	- 1	+ 41	+ 56	+ 58	+ 39	+ 14	+ 2	- 17	- 50	- 31	- 29	- 20	- 18	- 13	- 5
APR	+ 14	+ 18	+ 23	- 2	+ 3	- 1	- 15	- 21	- 9	+ 8	+ 30	+ 51	+ 55	+ 29	+ 13	0	- 27	- 34	- 37	- 36	- 32	- 29	- 4	+ 6
MAY	+ 3	+ 10	+ 18	- 3	+ 25	- 3	- 1	- 9	- 17	- 3	+ 15	+ 22	+ 53	+ 29	+ 26	+ 6	- 24	- 41	- 27	- 26	- 25	- 21	- 4	- 8
JUN	+ 6	+ 13	+ 5	+ 13	0	- 2	+ 6	0	+ 7	+ 5	+ 19	+ 17	+ 17	+ 32	+ 24	+ 15	- 12	- 20	0	- 7	- 12	- 26	- 11	- 3
JUL	+ 5	+ 6	+ 12	+ 11	+ 2	+ 1	+ 6	- 1	- 29	- 31	- 21	+ 2	+ 13	+ 32	+ 28	+ 9	- 6	- 18	- 2	- 4	- 15	- 4	+ 4	+ 3
AUG	+ 3	+ 4	+ 10	+ 20	+ 4	+ 7	+ 8	- 8	- 40	- 41	- 13	+ 7	+ 39	+ 53	+ 51	+ 17	- 13	- 22	- 13	- 17	- 23	- 11	- 18	- 2
SEP	+ 8	+ 14	+ 8	+ 23	+ 7	+ 8	- 7	- 39	- 45	- 31	- 8	+ 30	+ 56	+ 61	+ 49	+ 14	- 16	- 29	- 24	- 15	- 22	- 21	- 11	- 8
OCT	+ 11	+ 14	+ 8	+ 13	- 4	- 22	- 46	- 48	- 45	- 1	+ 52	+ 86	+ 96	+ 68	+ 24	- 11	- 39	- 37	- 44	- 28	- 18	- 13	- 11	- 9
NOV	+ 4	+ 4	+ 11	+ 3	+ 6	- 25	- 40	- 42	- 29	+ 6	+ 66	+ 99	+ 95	+ 68	+ 23	- 16	- 32	- 40	- 34	- 28	- 36	- 36	- 16	- 15
DEC	- 7	- 4	+ 17	+ 14	+ 9	- 7	- 18	- 15	+ 3	+ 39	+ 79	+ 85	+ 68	+ 39	+ 8	- 18	- 41	- 38	- 32	- 41	- 36	- 32	- 32	- 36
MEANS	+ 3	+ 8	+ 14	+ 11	+ 6	- 5	- 14	- 20	- 17	+ 3	+ 36	+ 53	+ 57	+ 44	+ 21	- 4	- 27	- 35	- 27	- 24	- 27	- 24	- 15	- 10

TABLE 11

EASTWARD COMPONENT, ALL DAYS

MONTH	0-1	1-2	2-3	3-4	4-5	5-6	6-7	7-8	8-9	9-10	10-11	11-12	12-13	13-14	14-15	15-16	16-17	17-18	18-19	19-20	20-21	21-22	22-23	23-24
JAN	+ 3	+ 2	+ 1	0	- 2	+ 1	+ 1	+ 7	+ 6	+ 1	- 6	- 12	- 11	- 3	+ 2	+ 3	+ 9	+ 5	0	0	- 3	- 4	- 2	+ 3
FEB	- 4	- 4	- 8	+ 1	0	- 3	+ 4	+ 11	+ 16	+ 11	0	- 11	- 12	- 6	0	+ 2	+ 2	- 1	0	+ 2	+ 2	+ 6	- 5	- 3
MAR	- 2	- 2	- 1	0	0	- 1	+ 1	+ 6	+ 8	- 6	- 10	- 7	- 5	- 4	- 4	+ 6	+ 5	+ 2	- 2	+ 4	+ 4	+ 6	- 2	+ 4
APR	- 1	+ 3	- 5	- 8	- 1	- 2	- 1	- 1	+ 5	+ 2	+ 3	- 1	- 2	- 3	+ 2	+ 3	- 4	- 3	- 1	+ 1	+ 6	+ 4	+ 1	- 2
MAY	- 2	- 7	- 9	- 5	- 11	- 4	- 2	- 2	+ 3	+ 2	+ 3	- 2	+ 6	+ 6	+ 5	+ 1	- 3	- 3	+ 1	+ 5	+ 4	+ 6	+ 5	+ 3
JUN	- 3	- 6	- 6	- 13	- 10	- 12	- 10	- 11	- 5	0	+ 2	+ 2	+ 10	+ 9	+ 3	+ 2	+ 6	+ 3	+ 3	+ 9	+ 11	+ 14	+ 7	- 5
JUL	- 3	- 5	- 7	- 10	- 11	- 11	- 15	- 15	- 11	- 1	+ 7	+ 7	+ 9	+ 7	+ 10	+ 12	+ 5	+ 6	+ 6	+ 14	+ 8	+ 8	+ 6	0
AUG	- 6	- 5	- 13	- 13	- 7	- 7	- 12	- 9	- 2	+ 3	+ 8	+ 2	+ 4	+ 6	+ 9	+ 7	+ 7	+ 5	+ 8	+ 9	0	+ 7	+ 3	- 3
SEP	- 10	- 11	- 7	- 8	- 9	- 9	- 6	- 5	- 1	+ 5	+ 5	+ 8	+ 8	+ 6	+ 4	+ 8	+ 8	+ 6	+ 7	+ 2	+ 5	+ 3	- 6	- 6
OCT	- 10	- 8	- 6	- 9	- 5	- 5	0	+ 8	+ 14	+ 10	+ 2	- 2	- 6	- 1	+ 8	+ 5	+ 10	+ 3	+ 3	+ 6	0	0	- 6	- 9
NOV	- 3	- 7	- 3	- 3	0	+ 1	+ 5	+ 6	+ 7	+ 3	- 5	- 11	- 11	- 1	+ 3	+ 5	+ 7	+ 5	+ 3	- 3	+ 2	+ 1	- 1	0
DEC	- 1	0	0	+ 2	+ 2	+ 7	+ 6	+ 7	+ 5	- 2	- 9	- 10	- 15	- 8	+ 2	+ 1	+ 6	+ 4	+ 3	+ 3	+ 2	- 1	- 6	0
MEANS	- 4	- 4	- 5	- 6	- 4	- 4	- 2	0	+ 4	+ 2	0	- 3	- 2	+ 1	+ 3	+ 6	+ 6	+ 3	+ 3	+ 4	+ 3	+ 4	- 1	- 2

DIURNAL VARIATION IN EARTH-CURRENT POTENTIAL GRADIENT AT WATHEROO MAGNETIC OBSERVATORY

1934

MONTHLY MEAN VALUES, EXPRESSED IN HUNDREDTHS OF MILLIVOLTS PER KILOMETER

(VALUES TABULATED FOR SUCCESSIVE PERIODS OF ONE HOUR AS INDICATED ON 120° EAST MERIDIAN MEAN TIME)

1934

TABLE 12

NORTHWARD COMPONENT, ALL DAYS

MONTH	0-1	1-2	2-3	3-4	4-5	5-6	6-7	7-8	8-9	9-10	10-11	11-12	12-13	13-14	14-15	15-16	16-17	17-18	18-19	19-20	20-21	21-22	22-23	23-24
JAN	- 4	+ 2	+ 8	+ 11	0	- 15	- 22	- 11	+ 11	+ 28	+ 50	+ 51	+ 46	+ 33	+ 18	- 14	- 37	- 30	- 27	- 32	- 20	- 20	- 14	- 11
FEB	- 1	+ 19	+ 22	+ 26	+ 18	+ 6	- 22	- 22	+ 1	+ 27	+ 57	+ 56	+ 39	+ 24	+ 11	- 21	- 46	- 40	- 28	- 25	- 29	- 29	- 28	- 14
MAR	+ 4	+ 4	+ 3	+ 14	+ 4	0	- 36	- 42	- 32	+ 2	+ 62	+ 89	+ 76	+ 54	+ 18	- 15	- 39	- 24	- 9	- 17	- 45	- 32	- 26	- 13
APR	+ 17	+ 25	+ 20	+ 3	- 2	- 2	- 25	- 34	- 22	+ 4	+ 33	+ 48	+ 47	+ 28	+ 7	- 13	- 23	- 29	- 23	- 21	- 17	- 12	- 10	+ 4
MAY	+ 16	+ 18	+ 19	+ 9	+ 3	+ 4	+ 2	- 14	- 38	- 31	- 7	+ 18	+ 27	+ 26	+ 22	+ 6	- 15	- 26	- 17	- 16	- 23	- 7	+ 3	+ 17
JUN	+ 11	+ 9	+ 10	+ 5	+ 4	- 2	- 7	- 6	- 30	- 33	- 15	+ 11	+ 18	+ 27	+ 26	+ 15	- 11	- 18	- 6	- 6	- 3	- 1	+ 2	+ 1
JUL	+ 7	+ 10	+ 6	- 1	- 4	- 9	- 11	- 17	- 43	- 34	- 12	+ 20	+ 39	+ 40	+ 34	+ 15	- 6	- 11	0	- 5	- 14	- 10	0	+ 6
AUG	+ 6	+ 17	+ 8	+ 5	+ 7	- 4	+ 3	- 25	- 46	- 37	- 13	+ 11	+ 39	+ 45	+ 48	+ 26	- 11	- 18	- 12	- 15	- 11	- 10	- 12	- 1
SEP	+ 1	+ 13	+ 19	+ 6	+ 5	- 10	- 15	- 46	- 47	- 28	- 1	+ 44	+ 76	+ 72	+ 45	+ 10	- 9	- 28	- 20	- 29	- 19	- 14	- 19	- 5
OCT	+ 1	+ 4	+ 10	+ 4	+ 4	- 16	- 32	- 48	- 40	- 10	+ 39	+ 76	+ 89	+ 78	+ 43	+ 6	- 29	- 42	- 31	- 20	- 8	- 27	- 23	- 9
NOV	- 10	0	+ 4	+ 6	0	- 22	- 27	- 37	- 27	+ 8	+ 46	+ 72	+ 83	+ 67	+ 36	+ 3	- 24	- 35	- 30	- 25	- 28	- 27	- 18	- 14
DEC	- 15	+ 1	+ 4	- 4	- 8	- 17	- 18	- 16	- 1	+ 14	+ 55	+ 53	+ 59	+ 45	+ 29	0	- 17	- 24	- 25	- 24	- 25	- 25	- 23	- 20
MEANS	+ 3	+ 10	+ 11	+ 7	+ 3	- 7	- 18	- 26	- 26	- 8	+ 24	+ 46	+ 53	+ 45	+ 28	+ 2	- 22	- 27	- 19	- 20	- 20	- 18	- 14	- 5

TABLE 13

EASTWARD COMPONENT, ALL DAYS

MONTH	0-1	1-2	2-3	3-4	4-5	5-6	6-7	7-8	8-9	9-10	10-11	11-12	12-13	13-14	14-15	15-16	16-17	17-18	18-19	19-20	20-21	21-22	22-23	23-24
JAN	+ 1	- 2	- 4	- 3	- 1	- 3	+ 3	+ 9	+ 4	+ 4	+ 3	- 1	- 5	- 8	- 6	0	+ 2	+ 3	+ 2	- 1	+ 1	0	+ 1	+ 2
FEB	- 2	- 6	- 2	- 5	- 6	+ 2	+ 2	+ 9	+ 14	+ 9	+ 1	- 7	- 10	- 6	- 4	+ 2	+ 1	+ 3	+ 1	+ 3	+ 1	+ 3	+ 5	+ 3
MAR	- 5	- 2	- 3	- 5	0	+ 3	+ 8	+ 11	+ 13	+ 4	- 6	- 13	- 11	- 8	- 5	+ 5	+ 8	+ 4	0	+ 3	+ 7	- 2	- 4	- 2
APR	- 4	- 6	- 9	- 2	+ 1	0	+ 2	- 1	0	- 2	- 3	- 1	+ 1	+ 6	+ 4	- 1	+ 2	0	+ 1	+ 5	+ 4	+ 5	+ 4	- 1
MAY	- 4	- 6	- 9	- 7	- 7	- 6	- 9	- 12	- 6	- 1	+ 3	+ 3	+ 5	+ 9	+ 8	+ 2	+ 1	+ 4	+ 9	+ 9	+ 8	+ 3	+ 4	- 1
JUN	- 1	- 5	- 5	- 10	- 9	- 9	- 9	- 12	- 5	- 2	+ 4	+ 7	+ 7	+ 9	+ 6	+ 4	- 1	+ 2	+ 7	+ 7	+ 4	+ 4	+ 6	0
JUL	0	- 4	- 7	- 6	- 7	- 9	- 10	- 10	- 6	0	+ 1	- 1	+ 3	+ 7	+ 7	+ 2	+ 2	+ 3	+ 4	+ 6	+ 11	+ 7	+ 5	+ 2
AUG	- 3	- 7	- 10	- 6	- 9	- 6	- 10	- 10	- 2	+ 3	+ 2	+ 3	+ 7	+ 9	+ 3	+ 4	+ 6	+ 4	+ 2	+ 6	+ 8	+ 4	+ 2	0
SEP	- 8	- 7	- 9	- 6	- 5	- 3	- 5	- 4	+ 2	0	+ 1	+ 1	+ 7	+ 6	+ 4	+ 5	+ 2	+ 1	+ 8	+ 5	+ 3	+ 1	+ 4	- 1
OCT	- 2	- 5	- 7	- 5	- 3	- 3	+ 2	+ 6	+ 7	+ 4	- 1	0	- 1	- 6	- 7	- 6	+ 7	+ 8	+ 4	+ 4	+ 4	+ 2	+ 4	0
NOV	- 3	- 3	- 2	+ 1	+ 1	+ 3	+ 3	+ 7	+ 5	+ 3	+ 1	- 2	- 3	- 6	- 5	- 3	- 2	+ 3	+ 6	+ 4	+ 3	+ 1	- 2	- 6
DEC	- 1	- 3	+ 2	- 2	+ 1	+ 1	+ 2	+ 4	+ 4	+ 1	+ 1	- 2	- 5	- 4	0	- 3	+ 2	+ 5	0	- 2	+ 2	- 2	+ 5	- 3
MEANS	- 3	- 5	- 5	- 5	- 4	- 2	- 2	0	+ 2	+ 2	+ 1	- 1	0	+ 1	0	+ 1	+ 2	+ 3	+ 4	+ 4	+ 5	+ 2	+ 3	- 1

DIURNAL VARIATION IN EARTH-CURRENT POTENTIAL GRADIENT AT WATHEROO MAGNETIC OBSERVATORY

1935 — MONTHLY MEAN VALUES, EXPRESSED IN HUNDREDTHS OF MILLIVOLTS PER KILOMETER — 1935

(VALUES TABULATED FOR SUCCESSIVE PERIODS OF ONE HOUR AS INDICATED ON 120° EAST MERIDIAN MEAN TIME)

TABLE 14

NORTHWARD COMPONENT, ALL DAYS

MONTH	0-1	1-2	2-3	3-4	4-5	5-6	6-7	7-8	8-9	9-10	10-11	11-12	12-13	13-14	14-15	15-16	16-17	17-18	18-19	19-20	20-21	21-22	22-23	23-24
JAN	- 4	+ 1	+ 2	+ 1	0	- 26	- 28	- 22	+ 6	+ 39	+ 77	+ 75	+ 67	+ 53	+ 22	- 12	- 27	- 26	- 30	- 40	- 40	- 34	- 29	- 28
FEB	- 9	+ 2	+ 17	+ 9	+ 14	- 18	- 30	- 40	- 24	+ 14	+ 69	+ 81	+ 74	+ 57	+ 22	- 18	- 38	- 34	- 49	- 29	- 27	- 24	- 23	- 3
MAR	+ 8	+ 10	+ 2	+ 1	+ 3	- 12	- 37	- 33	+ 2	+ 38	+ 70	+ 74	+ 64	+ 42	+ 14	- 6	- 30	- 29	- 30	- 32	- 39	- 31	- 32	- 17
APR	+ 9	+ 10	+ 7	+ 9	- 1	- 9	- 22	- 22	- 20	+ 11	+ 42	+ 58	+ 62	+ 39	+ 10	- 10	- 22	- 30	- 37	- 26	- 25	- 25	- 14	+ 3
MAY	0	+ 2	+ 6	- 4	+ 2	- 15	- 15	- 18	- 29	- 6	+ 16	+ 46	+ 47	+ 45	+ 30	+ 10	- 17	- 25	- 15	- 18	- 16	- 12	- 11	- 1
JUN	+ 9	+ 6	+ 4	+ 8	- 8	- 11	- 20	- 12	- 21	- 15	+ 8	+ 29	+ 32	+ 36	+ 44	+ 25	- 6	- 17	- 14	- 16	- 18	- 18	- 11	- 13
JUL	- 6	- 6	- 7	- 13	- 26	- 32	- 18	- 36	- 49	- 18	+ 22	+ 51	+ 58	+ 50	+ 35	+ 13	- 1	- 8	- 2	+ 1	- 7	- 13	+ 15	- 7
AUG	- 8	- 3	- 7	- 6	- 15	- 14	- 11	- 28	- 35	- 37	- 9	+ 32	+ 64	+ 66	+ 55	+ 35	+ 3	- 17	- 11	- 11	- 14	- 13	- 10	- 7
SEP	- 2	+ 6	+ 6	+ 4	+ 7	- 4	- 20	- 57	- 44	- 13	+ 13	+ 55	+ 71	+ 74	+ 56	+ 20	- 11	- 20	- 24	- 44	- 27	- 31	- 11	- 3
OCT	- 12	+ 15	+ 4	+ 8	- 4	- 23	- 40	- 53	- 31	+ 7	+ 60	+100	+118	+ 95	+ 47	- 8	- 45	- 48	- 45	- 32	- 44	- 29	- 22	- 14
NOV	- 7	- 1	+ 4	- 4	- 13	- 37	- 39	- 37	- 13	+ 20	+ 64	+ 84	+ 82	+ 66	+ 27	- 8	- 26	- 37	- 26	- 20	- 19	- 17	- 26	- 17
DEC	- 8	- 22	- 28	- 12	- 17	- 23	- 21	- 9	+ 10	+ 52	+ 71	+ 80	+ 60	+ 31	+ 5	- 21	- 30	- 35	- 32	- 18	- 17	- 3	- 6	- 4
MEANS	- 2	+ 2	+ 1	0	- 5	- 19	- 25	- 31	- 21	+ 8	+ 42	+ 64	+ 67	+ 54	+ 31	+ 2	- 21	- 27	- 26	- 24	- 24	- 21	- 15	- 9

TABLE 15

EASTWARD COMPONENT, ALL DAYS

MONTH	0-1	1-2	2-3	3-4	4-5	5-6	6-7	7-8	8-9	9-10	10-11	11-12	12-13	13-14	14-15	15-16	16-17	17-18	18-19	19-20	20-21	21-22	22-23	23-24
JAN	- 3	- 2	0	- 2	+ 1	+ 1	+ 4	+ 10	+ 4	+ 4	- 1	- 8	- 10	- 4	+ 3	+ 2	+ 2	+ 2	+ 1	- 1	+ 2	- 3	- 2	- 2
FEB	- 3	- 1	- 5	- 3	- 3	+ 3	+ 7	+ 11	+ 14	+ 10	- 1	- 6	- 9	- 8	- 3	- 3	0	+ 4	0	+ 1	+ 1	- 1	- 2	- 5
MAR	+ 1	- 4	0	0	- 2	- 1	- 1	+ 6	+ 6	+ 1	- 6	- 7	- 5	- 2	+ 2	+ 1	- 1	- 2	0	+ 1	+ 5	+ 2	+ 4	+ 1
APR	- 2	- 6	- 4	- 5	- 4	- 2	0	- 3	+ 2	+ 4	+ 3	+ 1	- 5	0	- 2	- 1	+ 4	+ 2	+ 5	+ 6	+ 3	+ 6	- 1	- 1
MAY	- 1	- 6	- 7	- 8	- 10	- 9	- 9	- 13	- 7	+ 1	+ 5	+ 8	+ 5	+ 9	+ 5	- 2	- 1	+ 4	+ 6	+ 9	+ 6	+ 6	+ 7	+ 4
JUN	- 1	- 6	- 3	- 3	- 3	- 7	- 9	- 13	- 13	- 9	0	+ 5	+ 8	+ 5	+ 3	+ 2	+ 2	0	+ 7	+ 11	+ 10	+ 8	+ 5	+ 3
JUL	- 7	- 6	- 7	- 10	- 7	- 6	- 11	- 10	- 4	- 2	+ 3	+ 5	+ 5	+ 8	+ 4	+ 6	+ 7	+ 3	0	+ 10	+ 7	+ 6	0	- 2
AUG	- 3	- 7	- 11	- 7	- 8	- 5	- 9	- 9	- 3	- 1	+ 3	+ 5	+ 5	+ 6	+ 6	+ 5	+ 5	+ 1	+ 4	+ 7	+ 6	+ 6	+ 3	0
SEP	- 6	- 4	- 11	- 8	- 5	- 7	- 5	- 3	+ 2	- 1	+ 2	+ 4	+ 2	+ 2	+ 4	+ 6	+ 6	+ 6	+ 9	+ 9	+ 6	+ 2	- 1	- 9
OCT	- 2	- 10	- 10	- 4	0	+ 3	+ 3	+ 10	+ 11	+ 6	- 2	- 11	- 12	- 12	- 7	+ 2	+ 6	+ 6	+ 11	+ 7	+ 12	+ 1	- 7	- 2
NOV	- 6	- 1	- 2	- 2	+ 1	+ 2	+ 5	+ 5	+ 6	+ 4	0	- 2	- 6	- 8	- 4	- 2	- 1	+ 5	+ 4	+ 1	+ 1	+ 1	- 2	- 1
DEC	- 4	- 3	- 1	+ 1	+ 2	+ 1	+ 5	+ 6	+ 2	- 5	- 8	- 11	- 10	- 2	+ 8	+ 4	+ 5	+ 5	+ 4	- 1	+ 5	+ 3	- 3	- 1
MEANS	- 3	- 5	- 5	- 4	- 3	- 2	- 2	0	+ 2	+ 1	0	- 1	- 3	- 1	+ 2	+ 2	+ 3	+ 3	+ 4	+ 5	+ 5	+ 3	0	- 1

DIURNAL VARIATION IN EARTH-CURRENT POTENTIAL GRADIENT AT WATHEROO MAGNETIC OBSERVATORY

1936 — 1936

MONTHLY MEAN VALUES, EXPRESSED IN HUNDREDTHS OF MILLIVOLTS PER KILOMETER

(VALUES TABULATED FOR SUCCESSIVE PERIODS OF ONE HOUR AS INDICATED ON 120° EAST MERIDIAN MEAN TIME)

TABLE 16

NORTHWARD COMPONENT, ALL DAYS

MONTH	0-1	1-2	2-3	3-4	4-5	5-6	6-7	7-8	8-9	9-10	10-11	11-12	12-13	13-14	14-15	15-16	16-17	17-18	18-19	19-20	20-21	21-22	22-23	23-24
JAN	+ 6	+ 6	+ 5	+ 6	+ 6	− 25	− 46	− 27	− 15	+ 31	+ 55	+ 81	+ 88	+ 72	+ 26	− 14	− 55	− 55	− 44	− 39	− 34	− 22	− 16	+ 4
FEB	+ 8	+ 19	+ 32	+ 24	+ 17	− 11	− 41	− 56	− 59	− 18	+ 39	+ 88	+119	+109	+ 52	− 10	− 60	− 68	− 55	− 39	− 28	− 33	− 18	− 13
MAR	0	+ 10	+ 9	+ 15	+ 8	+ 2	− 30	− 45	− 41	− 29	+ 18	+ 61	+ 91	+ 85	+ 48	+ 6	− 39	− 51	− 44	− 30	− 22	− 15	− 6	− 1
APR	+ 18	+ 18	+ 13	+ 10	+ 3	− 5	− 41	− 61	− 49	− 19	+ 24	+ 62	+ 69	+ 51	+ 29	− 12	− 43	− 34	− 14	− 21	− 13	− 3	+ 7	+ 13
MAY	− 5	0	0	− 8	− 17	− 14	− 16	− 29	− 38	− 2	+ 26	+ 54	+ 69	+ 74	+ 58	+ 21	− 10	− 25	− 28	− 24	− 32	− 27	− 21	− 13
JUN	+ 16	+ 21	+ 8	0	− 3	− 12	− 7	− 18	− 31	− 22	− 2	+ 19	+ 39	+ 51	+ 48	+ 13	0	− 13	− 18	− 18	− 20	− 21	− 22	− 5
JUL	+ 7	+ 12	+ 15	0	+ 1	+ 3	− 12	− 26	− 37	− 34	− 4	+ 25	+ 30	+ 38	+ 47	+ 24	− 1	− 11	− 4	− 14	− 20	− 21	− 16	+ 1
AUG	+ 1	+ 2	− 3	− 8	− 9	− 15	− 20	− 52	− 66	− 58	− 22	+ 24	+ 66	+ 96	+ 85	+ 43	− 8	− 24	− 9	− 6	− 9	− 5	− 6	+ 3
SEP	+ 1	+ 6	+ 6	+ 8	0	− 6	− 26	− 63	− 63	− 29	+ 25	+ 82	+ 78	+ 88	+ 45	+ 3	− 16	− 34	− 24	− 23	− 21	− 28	− 21	− 18
OCT	− 8	− 9	+ 2	+ 1	− 11	− 35	− 64	− 69	− 39	+ 15	+ 89	+145	+135	+ 89	+ 33	− 16	− 51	− 51	− 32	− 29	− 29	− 26	− 24	− 9
NOV	+ 8	+ 13	+ 3	− 2	− 15	− 35	− 60	− 51	− 26	+ 27	+ 83	+112	+102	+ 74	+ 28	− 19	− 59	− 54	− 31	− 27	− 25	− 21	− 26	− 6
DEC	+ 1	+ 18	+ 6	− 1	− 18	− 43	− 37	− 39	− 10	+ 36	+ 98	+126	+105	+ 67	+ 22	− 22	− 57	− 61	− 55	− 39	− 31	− 22	− 26	− 16
MEANS	+ 4	+ 10	+ 8	+ 4	− 3	− 16	− 33	− 45	− 40	− 8	+ 36	+ 73	+ 83	+ 74	+ 43	+ 1	− 33	− 40	− 30	− 26	− 24	− 20	− 16	− 5

TABLE 17

EASTWARD COMPONENT, ALL DAYS

MONTH	0-1	1-2	2-3	3-4	4-5	5-6	6-7	7-8	8-9	9-10	10-11	11-12	12-13	13-14	14-15	15-16	16-17	17-18	18-19	19-20	20-21	21-22	22-23	23-24
JAN	− 2	− 2	− 3	− 1	− 5	− 1	+ 7	+ 12	+ 10	+ 5	0	− 7	− 12	− 12	− 4	− 2	+ 2	+ 3	+ 3	+ 6	0	+ 3	+ 4	− 1
FEB	− 4	− 6	0	− 6	+ 2	− 3	+ 6	+ 15	+ 23	+ 16	+ 3	− 9	− 18	− 23	− 15	− 7	+ 2	+ 4	+ 4	+ 3	+ 5	+ 4	+ 3	+ 2
MAR	− 1	− 2	− 4	− 5	− 4	− 2	+ 1	+ 7	+ 12	+ 7	− 2	− 8	− 7	− 10	− 4	− 1	+ 3	+ 4	+ 2	+ 4	+ 4	+ 3	0	+ 2
APR	− 4	− 9	− 4	− 3	− 7	− 3	+ 3	+ 5	+ 6	+ 5	0	− 5	− 6	0	− 1	+ 2	− 1	− 2	+ 5	+ 9	+ 3	+ 2	+ 3	+ 2
MAY	− 3	− 8	− 11	− 6	− 5	− 6	− 6	− 6	− 3	+ 2	+ 4	+ 3	+ 4	+ 3	0	− 4	+ 2	0	+ 6	+ 11	+ 14	+ 7	0	+ 2
JUN	− 4	− 7	− 6	− 9	− 5	− 5	− 5	− 9	− 3	0	+ 6	+ 5	+ 1	+ 2	+ 6	+ 3	+ 1	+ 5	+ 10	+ 6	+ 4	+ 4	+ 4	− 2
JUL	− 5	− 5	− 10	− 7	− 8	− 9	− 10	− 7	+ 1	− 1	− 2	− 2	+ 5	+ 7	+ 4	+ 2	+ 4	+ 4	+ 7	+ 13	+ 11	+ 6	+ 4	− 2
AUG	− 5	− 6	− 6	− 6	− 7	− 7	− 9	− 6	+ 3	+ 7	+ 6	+ 6	− 3	− 3	− 1	+ 1	+ 2	+ 2	+ 4	+ 7	+ 9	+ 7	+ 4	+ 1
SEP	− 3	− 6	− 5	− 9	− 5	− 5	− 7	0	+ 5	+ 4	− 1	− 6	− 2	− 1	+ 4	0	+ 2	+ 4	+ 5	+ 8	+ 7	+ 7	+ 1	+ 1
OCT	− 2	− 1	− 4	− 6	− 2	0	+ 5	+ 11	+ 16	+ 9	− 2	− 11	− 14	− 14	− 11	− 3	+ 6	+ 5	+ 3	+ 4	+ 8	+ 5	+ 1	− 4
NOV	− 4	− 5	0	0	+ 2	0	+ 5	+ 12	+ 12	+ 9	− 3	− 15	− 13	− 8	− 3	− 1	+ 3	+ 2	+ 2	+ 1	+ 2	+ 3	+ 1	− 2
DEC	− 3	0	+ 1	+ 3	+ 1	− 1	+ 1	+ 10	+ 6	+ 3	− 4	− 10	− 9	− 6	− 4	+ 1	− 1	+ 4	+ 3	+ 1	− 1	− 3	− 2	− 1
MEANS	− 3	− 5	− 4	− 5	− 4	− 4	− 1	+ 4	+ 7	+ 6	0	− 5	− 6	− 5	− 2	− 1	+ 2	+ 3	+ 4	+ 6	+ 6	+ 4	+ 2	0

DIURNAL VARIATION IN EARTH-CURRENT POTENTIAL GRADIENT AT WATHEROO MAGNETIC OBSERVATORY

MONTHLY MEAN VALUES, EXPRESSED IN HUNDREDTHS OF MILLIVOLTS PER KILOMETER

1937 (VALUES TABULATED FOR SUCCESSIVE PERIODS OF ONE HOUR AS INDICATED ON 120° EAST MERIDIAN MEAN TIME) 1937

TABLE 18

NORTHWARD COMPONENT, ALL DAYS

MONTH	0-1	1-2	2-3	3-4	4-5	5-6	6-7	7-8	8-9	9-10	10-11	11-12	12-13	13-14	14-15	15-16	16-17	17-18	18-19	19-20	20-21	21-22	22-23	23-24
JAN	-15	-8	-7	-5	-12	-18	-27	-16	+1	+58	+131	+135	+96	+52	+7	-33	-38	-48	-49	-41	-41	-45	-38	-42
FEB	-17	-4	+2	-5	+2	-45	-82	-87	-61	+1	+85	+152	+171	+145	+63	+9	-26	-47	-40	-31	-54	-51	-34	-18
MAR	-16	-12	-19	-18	-16	-41	-69	-79	-44	-1	+90	+131	+132	+100	+55	+8	-16	-34	-27	-18	-36	-31	-24	-11
APR	-18	+10	-13	-9	-5	-15	-29	-55	-34	-7	+44	+88	+106	+75	+42	+9	+10	-24	-29	-28	-26	-30	-23	-18
MAY	+13	0	-5	-5	+3	-11	-20	-41	-53	-24	+26	+44	+55	+45	+30	+8	-15	-19	-7	-13	-14	-9	+4	+8
JUN	-4	+4	+6	+6	-1	-3	-5	-19	-44	-30	-7	+31	+55	+60	+45	+13	+2	-20	-11	-17	-33	-26	-12	+3
JUL	+7	+12	+11	+2	-1	-8	-5	-19	-35	-32	-26	+22	+46	+57	+54	+19	-11	-15	-17	-25	-15	-22	-7	+6
AUG	-6	-2	-1	+3	-6	-13	-15	-44	-71	-53	-17	+59	+109	+117	+93	+41	-11	-38	-27	-29	-25	-22	-23	-16
SEP	-22	-8	0	-8	-19	-22	-43	-79	-60	-24	+24	+87	+115	+110	+71	+24	-6	-20	-15	-19	-19	-20	-25	-24
OCT	-3	+1	+11	+16	-8	-34	-57	-62	-43	-6	+47	+105	+133	+113	+68	0	-43	-51	-50	-29	-39	-33	-26	-13
NOV	-9	-8	-8	-3	-24	-35	-45	-51	-18	+15	+74	+113	+107	+87	+34	-13	-25	-34	-29	-27	-35	-26	-26	-15
DEC	-11	-3	+6	+11	-10	-22	-27	-21	-11	+13	+52	+55	+62	+57	+30	-3	-19	-31	-18	-22	-29	-23	-19	-18
MEANS	-8	-2	-1	-1	-8	-22	-35	-48	-39	-8	+44	+85	+99	+85	+49	+7	-18	-32	-27	-25	-30	-28	-21	-13

TABLE 19

EASTWARD COMPONENT, ALL DAYS

MONTH	0-1	1-2	2-3	3-4	4-5	5-6	6-7	7-8	8-9	9-10	10-11	11-12	12-13	13-14	14-15	15-16	16-17	17-18	18-19	19-20	20-21	21-22	22-23	23-24
JAN	+1	0	+1	+1	+1	+1	+3	+11	+15	+11	0	-14	-19	-13	-5	-7	-6	+5	+2	-1	0	+5	+4	+5
FEB	+8	+3	0	-4	+4	+6	+8	+21	+29	+19	-2	-17	-29	-24	-21	-5	-4	+4	0	-1	+4	+4	-4	+1
MAR	-2	-8	-4	-8	-3	-1	-1	+8	+16	+1	-8	-11	-17	-12	-6	-2	-2	+7	+15	+13	+5	+9	+7	+4
APR	-1	-10	-1	-6	-7	+2	+1	+3	+7	+8	-2	-11	-13	-6	+1	0	+3	+3	+4	+6	+7	+10	+2	+1
MAY	-2	-7	-6	-7	-8	-4	-6	-3	+7	+8	+4	+9	-3	+3	0	-4	-7	-1	+6	+4	+8	+5	+4	0
JUN	-2	-7	-6	-7	-9	-8	-9	-11	-4	+1	+2	+2	+9	-1	+2	-5	0	+4	+5	+11	+11	+9	+9	+2
JUL	-2	-5	-7	-11	-9	-13	-13	-18	-7	-7	-2	+2	+8	+6	+2	+5	+3	+9	+10	+10	+13	+9	+10	+6
AUG	-4	-5	-5	-10	-9	-10	-14	-11	-4	+5	+2	+7	+10	+10	+2	+1	+3	+6	+4	+6	+4	+5	+3	+2
SEP	-2	-6	-7	-8	-7	-8	-4	+1	+8	+8	+2	-3	-4	-4	+3	+2	+2	+4	+4	+6	+6	+2	+5	+2
OCT	-5	-6	-7	-3	-4	-2	+3	+10	+10	+3	-1	-3	-11	-12	-9	-5	+5	+4	+6	+2	+8	+8	+6	+2
NOV	-6	-10	-8	-5	+3	-2	-1	+3	+4	0	-8	-11	-9	-8	+2	+8	+8	+8	+7	+6	+8	+2	+3	+7
DEC	-2	-3	+1	-5	+4	+1	+5	+6	+4	0	0	-4	-11	-7	-11	-11	-2	+2	+8	+7	+7	+3	+7	+2
MEANS	-2	-5	-4	-6	-4	-3	-2	+2	+7	+5	-1	-5	-7	-6	-3	-2	0	+5	+6	+6	+7	+6	+5	+3

DIURNAL VARIATION IN EARTH-CURRENT POTENTIAL GRADIENT AT WATHEROO MAGNETIC OBSERVATORY

1938

MONTHLY MEAN VALUES, EXPRESSED IN HUNDREDTHS OF MILLIVOLTS PER KILOMETER

(VALUES TABULATED FOR SUCCESSIVE PERIODS OF ONE HOUR AS INDICATED ON 120° EAST MERIDIAN MEAN TIME)

1938

TABLE 20

NORTHWARD COMPONENT, ALL DAYS

MONTH	0-1	1-2	2-3	3-4	4-5	5-6	6-7	7-8	8-9	9-10	10-11	11-12	12-13	13-14	14-15	15-16	16-17	17-18	18-19	19-20	20-21	21-22	22-23	23-24
JAN	- 9	+ 17	+ 12	+ 13	- 10	- 34	- 48	- 30	- 10	+ 40	+ 76	+ 91	+ 85	+ 73	+ 32	- 25	- 49	- 46	- 38	- 32	- 21	- 47	- 32	- 7
FEB	+ 1	+ 7	+ 17	+ 15	+ 20	- 15	- 51	- 48	- 29	+ 17	+ 69	+117	+118	+ 76	+ 39	- 31	- 64	- 80	- 41	- 32	- 33	- 32	- 22	- 17
MAR	- 16	- 7	+ 1	+ 17	+ 10	- 7	- 35	- 37	- 32	- 8	+ 34	+ 57	+ 71	+ 61	+ 37	+ 4	- 21	- 39	- 13	- 21	- 14	- 14	- 18	- 8
APR	- 6	+ 9	+ 10	+ 15	+ 2	+ 10	- 29	- 57	- 42	- 13	+ 28	+ 77	+ 91	+ 62	+ 32	+ 7	- 16	- 34	- 32	- 28	- 31	- 22	- 19	+ 1
MAY	+ 6	- 5	+ 3	- 1	- 8	- 11	- 16	- 48	- 53	- 24	+ 18	+ 56	+ 59	+ 59	+ 48	+ 26	- 11	- 19	- 13	- 19	- 11	- 16	- 13	- 6
JUN	+ 7	+ 16	+ 12	+ 17	+ 2	- 1	- 8	- 19	- 40	- 40	- 8	+ 18	+ 27	+ 35	+ 26	+ 8	- 13	- 10	- 7	- 5	- 1	- 1	- 10	- 9
JUL	- 2	- 2	- 2	- 15	- 13	- 26	- 13	- 28	- 69	- 49	- 8	+ 31	+ 54	+ 61	+ 70	+ 45	+ 11	- 8	- 1	0	- 19	- 14	- 15	- 2
AUG	- 4	+ 1	+ 4	- 4	+ 5	+ 7	- 8	- 26	- 62	- 46	- 9	+ 42	+ 56	+ 80	+ 72	+ 41	- 9	- 27	- 14	- 22	- 23	- 13	- 21	- 16
SEP	- 21	+ 4	- 5	- 6	- 4	- 23	- 35	- 60	- 48	- 11	+ 50	+ 75	+ 86	+ 79	+ 52	+ 24	- 30	- 18	- 15	- 22	- 27	- 8	- 14	- 19
OCT	+ 11	+ 11	+ 18	+ 12	- 8	- 30	- 62	- 68	- 44	- 4	+ 69	+117	+117	+ 85	+ 24	- 20	- 40	- 42	- 29	- 40	- 44	- 19	- 7	- 10
NOV	- 13	- 6	+ 2	- 14	- 24	- 46	- 61	- 41	- 11	+ 14	+ 76	+114	+115	+ 88	+ 39	- 3	- 27	- 43	- 43	- 31	- 22	- 29	- 24	- 10
DEC	- 9	- 7	- 4	- 3	- 9	- 22	- 19	- 24	- 5	+ 22	+ 69	+ 86	+ 81	+ 62	+ 19	- 13	- 50	- 38	- 30	- 28	- 33	- 23	- 17	- 6
MEANS	- 5	+ 3	+ 6	+ 4	- 3	- 16	- 32	- 40	- 37	- 8	+ 39	+ 73	+ 80	+ 68	+ 41	+ 5	- 27	- 34	- 23	- 23	- 23	- 20	- 18	- 9

TABLE 21

EASTWARD COMPONENT, ALL DAYS

MONTH	0-1	1-2	2-3	3-4	4-5	5-6	6-7	7-8	8-9	9-10	10-11	11-12	12-13	13-14	14-15	15-16	16-17	17-18	18-19	19-20	20-21	21-22	22-23	23-24
JAN	+ 5	- 3	- 4	- 1	0	+ 6	+ 9	+ 8	+ 12	+ 11	+ 5	- 15	- 18	- 16	- 12	- 1	+ 7	+ 8	+ 2	- 1	- 3	+ 2	+ 9	+ 5
FEB	+ 3	- 1	- 2	+ 4	+ 2	+ 5	+ 12	+ 16	+ 17	+ 3	- 12	- 21	- 20	- 11	- 8	- 9	+ 6	+ 4	- 4	- 1	+ 4	+ 6	+ 1	+ 5
MAR	- 1	- 1	- 2	- 1	- 3	+ 3	+ 8	+ 4	+ 12	+ 7	- 8	- 12	- 12	- 10	- 6	- 4	+ 3	0	0	+ 3	0	+ 3	+ 5	+ 2
APR	- 1	0	- 3	- 8	+ 2	+ 3	+ 3	+ 2	0	0	- 4	- 7	- 10	- 4	- 1	- 3	+ 2	+ 7	+ 3	+ 2	+ 8	+ 5	0	0
MAY	- 5	- 3	- 2	- 6	- 4	- 3	- 5	- 3	- 1	+ 6	+ 4	0	+ 1	+ 1	+ 2	- 4	- 6	- 2	+ 5	+ 9	+ 6	+ 5	+ 4	- 1
JUN	- 2	- 2	- 5	- 8	- 2	- 2	- 4	- 7	- 3	+ 10	+ 1	+ 1	+ 2	+ 1	+ 1	- 1	+ 1	+ 3	+ 3	+ 4	+ 6	+ 6	+ 5	+ 2
JUL	- 4	- 8	- 8	- 8	- 6	- 11	- 9	- 14	- 4	+ 1	+ 1	+ 1	+ 5	+ 6	+ 3	+ 4	+ 6	+ 4	+ 6	+ 10	+ 12	+ 12	+ 1	0
AUG	- 2	- 5	- 8	- 6	- 7	- 11	- 15	- 6	+ 1	+ 6	+ 6	+ 6	+ 2	+ 2	+ 4	0	+ 2	+ 1	+ 3	+ 2	+ 7	+ 7	+ 9	+ 2
SEP	- 1	- 4	- 6	- 10	- 6	- 8	- 6	- 2	+ 1	0	- 3	- 2	- 5	+ 2	0	+ 11	+ 5	+ 1	+ 1	+ 8	+ 10	+ 6	+ 5	+ 5
OCT	- 6	- 5	- 7	- 9	- 2	- 1	+ 3	+ 9	+ 13	+ 12	+ 2	- 9	- 15	- 18	- 10	- 2	+ 5	+ 7	+ 8	+ 8	+ 9	+ 1	+ 6	+ 1
NOV	0	- 3	- 2	- 4	- 3	- 4	+ 4	+ 7	+ 7	+ 7	+ 1	- 10	- 14	- 12	- 4	+ 5	- 3	+ 7	+ 7	+ 4	+ 2	+ 5	- 2	+ 7
DEC	- 4	+ 1	+ 5	+ 1	0	- 3	+ 1	+ 3	+ 1	+ 4	+ 2	- 3	- 4	- 10	- 7	- 6	+ 1	- 1	+ 5	- 1	+ 5	+ 2	+ 2	+ 6
MEANS	- 2	- 3	- 4	- 5	- 2	- 2	0	+ 1	+ 5	+ 6	0	- 6	- 7	- 6	- 3	- 1	+ 2	+ 3	+ 3	+ 4	+ 6	+ 5	+ 4	+ 3

DIURNAL VARIATION IN EARTH-CURRENT POTENTIAL GRADIENT AT WATHEROO MAGNETIC OBSERVATORY

1939 MONTHLY MEAN VALUES, EXPRESSED IN HUNDREDTHS OF MILLIVOLTS PER KILOMETER 1939

(VALUES TABULATED FOR SUCCESSIVE PERIODS OF ONE HOUR AS INDICATED ON 120° EAST MERIDIAN MEAN TIME)

TABLE 22

NORTHWARD COMPONENT, ALL DAYS

MONTH	0-1	1-2	2-3	3-4	4-5	5-6	6-7	7-8	8-9	9-10	10-11	11-12	12-13	13-14	14-15	15-16	16-17	17-18	18-19	19-20	20-21	21-22	22-23	23-24
JAN	-22	-6	-7	+4	-4	-31	-25	-44	-35	-13	+40	+116	+177	+169	+69	+3	-39	-61	-66	-41	-24	-26	-20	-29
FEB	-14	+3	+13	+13	+10	-7	-60	-90	-77	-17	+75	+154	+165	+112	+36	-24	-55	-55	-44	-34	-33	-28	-28	-12
MAR	-16	-16	+21	+16	+11	-5	-25	-54	-47	-5	+70	+111	+110	+83	+36	-7	-13	-53	-35	-46	-35	-24	-15	-25
APR	+7	+18	+20	+8	+11	+7	+2	-39	-52	-23	+23	+63	+84	+75	+32	+10	-44	-37	-34	-34	-40	-27	-25	-6
MAY	+21	+18	+25	+20	+16	+18	+22	0	-45	-25	-8	+23	+42	+55	+44	+14	-21	-48	-34	-37	-38	-32	-21	-11
JUN	+8	+15	+14	+16	+11	+11	+10	+5	-33	-31	-13	+24	+44	+48	+43	+6	-28	-33	-27	-31	-28	-19	-13	-1
JUL	+11	+16	+22	+22	+12	+19	+9	-9	-56	-57	-29	+25	+53	+79	+69	+10	-38	-40	-24	-27	-39	-29	-12	+4
AUG	+9	+9	+11	+13	+15	+10	+4	-20	-46	-54	-30	+17	+66	+94	+95	+36	-19	-41	-24	-27	-34	-42	-13	-29
SEP	-1	+9	+17	+20	+15	+5	-25	-55	-70	-50	+20	+89	+110	+102	+66	+8	-26	-44	-43	-36	-41	-37	-16	-18
OCT	-2	+17	+15	+25	+4	-26	-50	-67	-51	+1	+68	+121	+128	+96	+45	-18	-55	-64	-54	-35	-44	-35	-24	-4
NOV	-8	+8	+13	+8	-6	-35	-58	-67	-29	+22	+84	+120	+116	+89	+39	-15	-46	-53	-46	-31	-27	-29	-30	-15
DEC	-1	+6	+19	+13	-13	-38	-57	-62	-18	+24	+75	+92	+80	+55	+21	-17	-44	-41	-25	-12	-16	-30	-12	0
MEANS	-1	+8	+15	+15	+7	-6	-21	-42	-47	-19	+31	+80	+98	+88	+50	0	-36	-48	-38	-33	-33	-30	-19	-12

TABLE 23

EASTWARD COMPONENT, ALL DAYS

MONTH	0-1	1-2	2-3	3-4	4-5	5-6	6-7	7-8	8-9	9-10	10-11	11-12	12-13	13-14	14-15	15-16	16-17	17-18	18-19	19-20	20-21	21-22	22-23	23-24
JAN	-1	-2	+1	+8	+1	+6	+13	+27	+26	+13	-12	-20	-15	-17	-14	-14	-12	-1	+1	+3	+4	0	0	+3
FEB	-3	-5	-13	-5	+1	-1	+6	+17	+16	+15	0	-11	-19	-19	-11	+3	0	+7	+3	+2	+1	+6	+6	+3
MAR	-3	+2	-4	-5	+2	-1	+1	+7	+15	+8	+2	-7	-8	-16	-3	-5	+2	+10	+4	+1	+5	-2	-3	+1
APR	-2	-3	-8	-3	-2	-2	+1	+4	+5	+8	+2	-4	-6	-3	+1	+1	+1	0	-1	+4	+4	+2	+2	+2
MAY	-6	-3	-5	-8	-9	-8	-6	-4	+8	+10	+12	+6	+6	+9	+4	-7	-3	-7	-4	-2	-4	-1	-1	0
JUN	-2	-5	-4	-6	-5	-4	-7	-5	-3	+4	+6	+6	+8	+5	0	+1	-4	0	+2	+3	+5	+3	+2	+1
JUL	-5	-5	-5	-4	-7	-8	-12	-8	-1	+1	+5	+6	+7	+6	0	+2	-2	-5	+5	+5	+11	+9	+3	-1
AUG	0	-7	-5	-6	-7	-5	-10	-8	-5	0	+6	+4	+5	+1	-3	-2	-3	-1	+7	+7	+12	+12	+4	+7
SEP	0	-4	-7	-5	-9	-5	-4	-1	+4	+8	+6	-2	-4	-8	-7	-5	-3	0	+8	+9	+11	+11	+5	+3
OCT	+1	-2	-5	-7	+1	+8	+7	+9	+9	+6	-5	-13	-17	-16	-17	-2	+3	+5	+7	+7	+8	+9	+5	0
NOV	+1	-4	-1	+3	+1	+1	+2	+12	+8	-3	-11	-14	-12	-5	0	+1	+7	+9	+4	+4	+1	-1	-3	+1
DEC	+3	+3	-1	-2	+9	+7	+9	+12	+5	-5	-8	-16	-18	-6	-5	0	+4	+6	+1	0	-1	+4	+1	-4
MEANS	-1	-3	-5	-3	-2	-1	0	+5	+7	+5	0	-5	-6	-6	-4	-2	-1	+2	+3	+4	+5	+4	+2	+1

DIURNAL VARIATION IN EARTH-CURRENT POTENTIAL GRADIENT AT WATHEROO MAGNETIC OBSERVATORY

MONTHLY MEAN VALUES, EXPRESSED IN HUNDREDTHS OF MILLIVOLTS PER KILOMETER

1940 (VALUES TABULATED FOR SUCCESSIVE PERIODS OF ONE HOUR AS INDICATED ON 120° EAST MERIDIAN MEAN TIME) 1940

MONTH	0-1	1-2	2-3	3-4	4-5	5-6	6-7	7-8	8-9	9-10	10-11	11-12	12-13	13-14	14-15	15-16	16-17	17-18	18-19	19-20	20-21	21-22	22-23	23-24
TABLE 24																								
NORTHWARD COMPONENT, ALL DAYS																								
JAN	- 16	+ 5	+ 13	+ 11	- 8	- 28	- 47	- 40	- 13	+ 40	+ 92	+105	+ 79	+ 51	+ 25	- 1	- 15	- 13	- 19	- 37	- 47	- 53	- 40	- 43
FEB	- 6	+ 6	+ 13	+ 13	+ 4	- 21	- 42	- 75	- 60	- 25	+ 46	+103	+113	+ 92	+ 53	+ 12	- 26	- 39	- 36	- 22	- 22	- 33	- 32	- 21
MAR	- 13	+ 6	+ 8	+ 9	+ 7	+ 13	- 11	- 28	- 27	- 4	+ 44	+ 71	+ 88	+ 73	+ 43	+ 3	- 27	- 47	- 51	- 41	- 27	- 31	- 35	- 27
APR	+ 20	+ 20	+ 21	+ 35	+ 17	+ 5	- 7	- 44	- 35	- 5	+ 35	+ 72	+ 89	+ 49	+ 19	- 18	- 44	- 48	- 50	- 43	- 38	- 33	- 26	+ 4
MAY	+ 4	+ 13	+ 11	+ 9	+ 8	0	+ 4	- 22	- 40	- 48	- 19	+ 22	+ 41	+ 35	+ 33	+ 12	- 25	- 27	- 26	- 14	- 15	- 1	+ 18	+ 28
JUN	+ 18	+ 18	+ 20	+ 20	+ 23	+ 6	+ 10	- 2	- 38	- 39	- 20	+ 6	+ 17	+ 38	+ 29	+ 16	- 24	- 35	- 50	- 17	- 16	- 6	- 5	+ 3
JUL	+ 8	+ 18	+ 19	+ 18	+ 5	+ 5	+ 14	0	- 37	- 37	- 13	+ 15	+ 27	+ 33	+ 31	+ 19	- 12	- 31	- 17	- 20	- 28	- 13	- 4	+ 2
AUG	- 7	+ 6	+ 14	+ 27	+ 9	+ 10	+ 19	- 11	- 52	- 56	- 25	+ 1	+ 44	+ 67	+ 71	+ 48	- 1	- 30	- 21	- 26	- 25	- 32	- 25	- 13
SEP	- 1	+ 7	+ 3	+ 16	+ 17	+ 8	- 11	- 36	- 50	- 23	+ 5	+ 57	+ 96	+ 96	+ 49	+ 16	- 22	- 38	- 38	- 28	- 36	- 38	- 27	- 21
OCT	- 14	- 10	+ 9	+ 13	+ 25	- 14	- 34	- 49	- 38	- 5	+ 55	+107	+113	+ 89	+ 45	- 1	- 41	- 45	- 42	- 46	- 38	- 27	- 26	- 18
NOV	+ 2	+ 8	+ 23	+ 8	- 4	- 29	- 60	- 51	- 27	+ 32	+ 85	+127	+124	+ 98	+ 40	- 18	- 52	- 68	- 52	- 45	- 44	- 48	- 32	- 18
DEC	- 24	+ 9	+ 13	+ 2	- 4	- 36	- 45	- 41	- 7	+ 39	+ 94	+109	+ 85	+ 65	+ 22	- 10	- 34	- 33	- 43	- 44	- 43	- 28	- 30	- 17
MEANS	- 2	+ 9	+ 14	+ 15	+ 8	- 7	- 18	- 33	- 35	- 11	+ 32	+ 66	+ 76	+ 66	+ 38	+ 6	- 27	- 38	- 37	- 32	- 32	- 29	- 22	- 12
TABLE 25																								
EASTWARD COMPONENT, ALL DAYS																								
JAN	+ 1	- 3	- 4	- 1	+ 5	+ 4	+ 12	+ 13	+ 11	+ 8	0	- 11	- 17	- 15	- 12	- 11	- 7	0	+ 5	+ 2	+ 3	+ 6	+ 7	+ 5
FEB	- 4	- 4	- 5	- 7	- 5	+ 2	+ 6	+ 14	+ 17	+ 11	- 2	- 7	- 11	- 11	- 7	- 2	+ 1	+ 8	+ 8	- 2	- 2	- 1	+ 1	- 1
MAR	+ 1	- 2	- 5	- 4	- 4	0	0	+ 7	+ 9	+ 6	- 5	- 2	- 1	- 8	- 3	- 1	+ 4	+ 6	+ 3	- 1	- 3	- 3	+ 4	+ 1
APR	- 5	- 7	- 4	- 6	- 2	- 2	+ 2	+ 1	+ 6	+ 4	- 3	- 8	- 5	- 4	- 2	+ 1	+ 3	+ 8	+ 5	+ 5	+ 7	+ 4	+ 3	0
MAY	- 3	- 9	- 6	- 8	- 6	- 6	- 7	- 8	- 3	+ 4	+ 7	+ 8	+ 7	+ 11	+ 7	+ 2	- 1	0	+ 3	+ 5	+ 5	+ 3	+ 3	- 4
JUN	- 7	- 2	- 6	- 6	- 5	- 7	- 5	- 7	- 4	+ 2	+ 4	+ 6	+ 11	+ 5	+ 1	0	+ 3	+ 1	+ 3	+ 5	+ 2	+ 6	+ 1	+ 2
JUL	- 3	- 3	- 10	- 7	- 8	- 7	- 8	- 7	- 6	- 1	+ 3	+ 3	+ 6	+ 5	+ 9	+ 2	+ 4	+ 3	+ 5	+ 8	+ 11	+ 2	0	- 3
AUG	- 6	- 9	- 8	- 12	- 9	- 10	- 12	- 11	- 5	+ 3	+ 5	+ 6	+ 5	+ 11	+ 10	+ 7	+ 4	+ 3	+ 3	+ 5	+ 8	+ 6	+ 6	+ 2
SEP	- 6	- 14	- 6	- 7	- 8	- 5	- 4	+ 1	+ 5	+ 4	+ 2	+ 1	+ 6	+ 2	0	- 1	+ 4	+ 4	+ 3	+ 8	+ 5	+ 5	+ 1	+ 1
OCT	- 9	- 3	- 7	- 9	- 2	0	0	+ 9	+ 9	+ 8	+ 1	- 5	- 5	- 6	- 5	+ 2	+ 4	+ 8	+ 5	+ 7	+ 6	- 2	- 3	- 5
NOV	- 8	- 3	- 8	- 2	- 1	+ 3	+ 6	+ 11	+ 9	+ 7	- 4	- 9	- 14	- 5	- 2	0	+ 3	+ 9	+ 6	0	+ 1	+ 2	+ 2	- 4
DEC	0	- 8	- 5	0	+ 1	+ 1	+ 6	+ 6	+ 3	- 7	- 10	- 10	- 5	0	+ 4	+ 5	+ 7	+ 7	+ 4	- 1	+ 4	+ 2	- 2	- 4
MEANS	- 4	- 6	- 6	- 6	- 4	- 2	0	+ 2	+ 4	+ 4	0	- 2	- 2	- 1	0	0	+ 2	+ 5	+ 4	+ 3	+ 4	+ 2	+ 2	- 1

DIURNAL VARIATION IN EARTH-CURRENT POTENTIAL GRADIENT AT WATHEROO MAGNETIC OBSERVATORY

1941 — 1941

MONTHLY MEAN VALUES, EXPRESSED IN HUNDREDTHS OF MILLIVOLTS PER KILOMETER

(VALUES TABULATED FOR SUCCESSIVE PERIODS OF ONE HOUR AS INDICATED ON 120° EAST MERIDIAN MEAN TIME)

TABLE 26

NORTHWARD COMPONENT, ALL DAYS

MONTH	0-1	1-2	2-3	3-4	4-5	5-6	6-7	7-8	8-9	9-10	10-11	11-12	12-13	13-14	14-15	15-16	16-17	17-18	18-19	19-20	20-21	21-22	22-23	23-24
JAN	- 10	- 11	- 12	+ 8	- 4	- 32	- 45	- 42	- 13	+ 56	+104	+112	+ 82	+ 56	+ 21	- 14	- 27	- 33	- 33	- 27	- 37	- 59	- 40	- 26
FEB	- 3	- 3	+ 11	+ 17	+ 13	- 13	- 47	- 47	- 19	+ 36	+101	+121	+112	+ 83	+ 22	- 14	- 54	- 66	- 60	- 41	- 62	- 46	- 25	- 14
MAR	+ 1	- 2	+ 26	+ 21	+ 20	+ 18	- 15	- 44	- 46	- 9	+ 54	+ 77	+ 95	+ 74	+ 43	- 2	- 28	- 55	- 58	- 33	- 50	- 39	- 36	- 13
APR	+ 7	+ 2	+ 18	+ 13	+ 3	+ 7	- 20	- 37	- 37	+ 28	+ 51	+ 50	+ 49	+ 37	+ 17	- 13	- 17	- 25	- 25	- 37	- 33	- 20	- 21	+ 2
MAY	+ 13	+ 15	+ 22	+ 20	+ 8	+ 2	- 1	- 24	- 41	- 35	- 6	+ 27	+ 40	+ 32	+ 31	+ 5	- 18	- 23	- 21	- 24	- 18	- 13	0	+ 8
JUN	+ 16	+ 19	+ 19	+ 20	+ 10	+ 1	+ 8	+ 4	- 25	- 27	0	+ 13	+ 24	+ 27	+ 27	+ 4	- 28	- 32	- 30	- 17	- 17	- 15	+ 2	+ 14
JUL	+ 19	+ 20	+ 26	+ 18	+ 15	+ 3	0	- 5	- 33	- 37	- 16	+ 17	+ 46	+ 43	+ 34	+ 6	- 25	- 34	- 23	- 21	- 24	- 11	- 8	+ 6
AUG	+ 2	+ 11	+ 10	+ 14	+ 8	+ 13	+ 17	+ 8	- 35	- 47	- 30	+ 8	+ 44	+ 59	+ 55	+ 32	0	- 36	- 32	- 20	- 29	- 27	- 20	- 3
SEP	- 4	+ 4	+ 9	+ 9	+ 28	+ 13	+ 1	- 36	- 29	- 25	- 2	+ 30	+ 65	+ 74	+ 50	+ 27	- 16	- 36	- 32	- 19	- 29	- 45	- 23	- 11
OCT	- 18	- 4	- 8	+ 8	- 15	- 24	- 33	- 34	- 35	- 2	+ 60	+114	+129	+113	+ 68	+ 6	- 33	- 43	- 50	- 34	- 48	- 44	- 39	- 36
NOV	- 2	+ 13	+ 14	+ 10	+ 10	- 20	- 42	- 42	- 30	+ 9	+ 59	+102	+104	+ 80	+ 31	- 20	- 49	- 40	- 35	- 26	- 40	- 28	- 37	- 10
DEC	+ 6	+ 5	+ 18	+ 13	- 11	- 23	- 35	- 50	- 23	+ 6	+ 69	+107	+ 99	+ 68	+ 27	- 12	- 37	- 49	- 35	- 29	- 34	- 35	- 28	- 20
MEANS	+ 2	+ 6	+ 13	+ 14	+ 7	- 5	- 18	- 29	- 30	- 4	+ 37	+ 65	+ 74	+ 62	+ 36	0	- 28	- 40	- 36	- 27	- 35	- 32	- 23	- 8

TABLE 27

EASTWARD COMPONENT, ALL DAYS

MONTH	0-1	1-2	2-3	3-4	4-5	5-6	6-7	7-8	8-9	9-10	10-11	11-12	12-13	13-14	14-15	15-16	16-17	17-18	18-19	19-20	20-21	21-22	22-23	23-24
JAN	- 8	+ 4	0	+ 2	+ 4	+ 2	+ 5	+ 11	+ 11	+ 2	- 5	- 13	- 12	- 11	- 10	- 1	- 3	+ 5	0	0	+ 4	+ 4	+ 5	+ 2
FEB	- 3	- 2	- 4	+ 2	+ 6	+ 2	+ 10	+ 16	+ 8	+ 4	- 6	- 14	- 16	- 10	- 4	- 3	+ 7	+ 14	0	- 1	0	+ 2	- 3	- 7
MAR	- 11	- 4	- 6	- 4	+ 1	+ 2	+ 5	+ 11	+ 21	+ 7	- 1	- 8	- 10	- 9	- 5	- 1	+ 3	+ 8	+ 5	- 2	+ 8	- 2	+ 1	- 8
APR	- 3	+ 2	- 2	- 6	- 3	- 2	- 3	+ 2	+ 7	+ 5	- 3	- 8	- 4	- 3	+ 6	+ 1	- 8	- 6	+ 3	+ 11	+ 4	0	+ 7	+ 4
MAY	- 1	- 5	- 5	- 6	- 9	- 4	- 7	- 6	- 3	+ 6	+ 2	+ 3	+ 3	+ 4	+ 5	- 5	- 1	- 2	+ 2	+ 10	+ 7	+ 4	+ 4	+ 1
JUN	0	- 4	- 6	- 5	- 8	- 8	- 8	- 8	- 3	0	+ 4	- 1	+ 1	- 1	+ 4	+ 3	+ 3	- 1	+ 11	+ 7	+ 8	+ 6	+ 6	+ 2
JUL	- 7	- 10	- 9	- 9	- 6	- 6	- 5	- 6	- 1	+ 3	+ 4	+ 2	+ 9	+ 3	+ 8	+ 7	+ 2	- 1	+ 4	+ 5	+ 6	+ 5	+ 2	+ 1
AUG	+ 1	- 3	- 5	- 9	- 7	- 6	- 11	- 9	- 4	- 1	+ 1	+ 2	+ 4	+ 6	+ 2	+ 2	+ 3	0	+ 4	+ 8	+ 9	+ 4	+ 4	+ 4
SEP	- 2	- 5	- 12	- 3	- 8	- 6	- 3	- 2	+ 3	+ 4	- 3	+ 3	+ 7	+ 4	+ 4	0	+ 1	+ 2	+ 3	+ 4	+ 4	+ 4	+ 9	- 2
OCT	- 10	- 14	- 10	- 9	- 7	- 3	+ 6	+ 8	+ 10	+ 13	+ 13	+ 7	+ 5	+ 7	+ 11	+ 6	+ 11	+ 10	+ 6	0	- 12	- 8	- 18	- 22
NOV	- 3	- 12	- 4	+ 2	- 3	+ 2	+ 10	+ 11	+ 13	+ 8	+ 2	- 8	- 9	- 6	- 1	- 2	+ 7	+ 8	+ 1	- 2	- 1	- 2	0	- 9
DEC	- 3	- 3	- 1	+ 1	+ 4	+ 1	+ 6	+ 9	+ 2	+ 1	+ 2	- 5	- 10	- 7	- 4	- 3	+ 3	+ 5	+ 1	+ 1	- 1	+ 2	- 1	+ 4
MEANS	- 4	- 5	- 5	- 4	- 3	- 2	0	+ 3	+ 5	+ 4	0	- 3	- 3	- 2	+ 1	0	+ 2	+ 4	+ 3	+ 4	+ 3	+ 2	+ 1	- 2

DIURNAL VARIATION IN EARTH-CURRENT POTENTIAL GRADIENT AT WATHEROO MAGNETIC OBSERVATORY

1942 MONTHLY MEAN VALUES, EXPRESSED IN HUNDREDTHS OF MILLIVOLTS PER KILOMETER 1942

(VALUES TABULATED FOR SUCCESSIVE PERIODS OF ONE HOUR AS INDICATED ON 120° EAST MERIDIAN MEAN TIME)

TABLE 28

NORTHWARD COMPONENT, ALL DAYS

MONTH	0-1	1-2	2-3	3-4	4-5	5-6	6-7	7-8	8-9	9-10	10-11	11-12	12-13	13-14	14-15	15-16	16-17	17-18	18-19	19-20	20-21	21-22	22-23	23-24
JAN	- 1	+ 6	+ 15	+ 5	- 5	- 25	- 37	- 28	- 9	+ 33	+ 77	+ 89	+ 76	+ 54	+ 22	- 15	- 32	- 45	- 37	- 29	- 27	- 27	- 32	- 20
FEB	- 14	+ 9	+ 9	+ 32	+ 18	- 5	- 44	- 60	- 33	+ 33	+112	+128	+116	+ 66	+ 30	- 26	- 68	- 72	- 74	- 34	- 46	- 38	- 25	- 13
MAR	- 9	- 7	+ 19	+ 23	+ 22	- 2	- 9	- 34	- 52	- 18	+ 30	+ 86	+113	+110	+ 53	+ 3	- 39	- 60	- 72	- 48	- 40	- 32	- 25	- 15
APR	- 2	+ 1	+ 4	+ 16	+ 5	+ 6	- 14	- 27	- 33	- 13	+ 29	+ 70	+ 91	+ 69	+ 41	0	- 14	- 38	- 28	- 37	- 44	- 33	- 35	- 15
MAY	+ 6	+ 12	+ 21	+ 7	+ 17	- 7	- 5	- 29	- 41	- 28	+ 5	+ 39	+ 51	+ 51	+ 38	+ 13	- 23	- 29	- 26	- 25	- 21	- 12	- 10	- 5
JUN	+ 10	+ 19	+ 8	+ 12	+ 8	+ 1	+ 3	- 1	- 20	- 24	- 6	+ 10	+ 20	+ 37	+ 34	+ 18	- 12	- 25	- 21	- 18	- 20	- 12	- 11	- 3
JUL	+ 19	+ 28	+ 20	+ 24	+ 15	- 4	+ 6	- 5	- 32	- 32	- 18	+ 19	+ 35	+ 29	+ 20	+ 11	- 25	- 31	- 27	- 25	- 18	- 20	+ 1	+ 18
AUG	+ 9	+ 12	+ 37	+ 6	+ 7	+ 11	+ 9	- 24	- 39	- 44	- 32	+ 6	+ 32	+ 47	+ 31	+ 17	- 10	- 19	- 14	- 12	- 15	- 10	0	0
SEP	+ 22	+ 37	+ 22	+ 18	+ 11	- 6	- 13	- 68	- 52	- 16	+ 24	+ 50	+ 59	+ 46	+ 19	+ 2	- 25	- 37	- 42	- 9	- 22	- 18	- 11	+ 10
OCT	+ 6	+ 17	+ 22	+ 17	+ 15	- 6	- 33	- 45	- 52	- 18	+ 36	+ 78	+ 99	+ 79	+ 35	- 6	- 44	- 44	- 51	- 42	- 36	- 56	- 5	+ 6
NOV	- 2	+ 20	+ 16	+ 13	- 13	- 33	- 42	- 38	- 18	+ 29	+ 54	+ 82	+ 83	+ 71	+ 29	- 7	- 32	- 49	- 43	- 42	- 29	- 39	- 12	0
DEC	- 1	+ 6	+ 7	0	- 13	- 34	- 44	- 24	+ 10	+ 46	+ 91	+ 90	+ 58	+ 33	+ 13	- 10	- 30	- 33	- 29	- 33	- 36	- 35	- 15	- 15
MEANS	+ 4	+ 13	+ 16	+ 14	+ 7	- 9	- 19	- 32	- 31	- 4	+ 34	+ 62	+ 69	+ 58	+ 30	0	- 30	- 40	- 39	- 30	- 30	- 28	- 15	- 5

TABLE 29

EASTWARD COMPONENT, ALL DAYS

MONTH	0-1	1-2	2-3	3-4	4-5	5-6	6-7	7-8	8-9	9-10	10-11	11-12	12-13	13-14	14-15	15-16	16-17	17-18	18-19	19-20	20-21	21-22	22-23	23-24
JAN	0	- 2	- 4	- 3	+ 1	+ 5	+ 8	+ 7	+ 7	+ 2	- 6	- 11	- 10	- 10	+ 1	+ 3	+ 3	+ 9	+ 2	0	0	0	- 3	- 2
FEB	+ 3	0	- 4	+ 4	- 1	+ 4	+ 8	+ 17	+ 13	+ 11	- 7	- 14	- 12	- 15	- 10	- 9	- 1	+ 1	+ 2	0	+ 9	+ 4	- 1	- 2
MAR	- 5	- 7	- 2	- 4	- 1	+ 1	+ 5	+ 6	+ 10	+ 10	0	- 4	- 2	- 5	- 6	+ 3	+ 2	+ 9	+ 3	- 5	+ 2	0	- 6	- 2
APR	- 6	- 4	- 6	- 5	- 3	- 3	- 2	+ 1	+ 9	+ 8	+ 1	- 5	- 8	- 6	+ 4	0	- 1	+ 2	+ 3	+ 9	+ 11	+ 1	0	- 3
MAY	- 3	- 5	- 8	- 7	- 10	- 1	- 7	- 6	- 1	+ 5	+ 5	0	+ 1	+ 7	+ 5	+ 3	0	+ 2	+ 5	+ 6	+ 5	+ 3	+ 3	- 1
JUN	- 4	- 5	0	- 7	- 6	- 8	- 9	- 11	- 5	- 1	+ 3	+ 3	+ 9	+ 14	+ 11	+ 2	- 2	+ 1	+ 4	+ 6	+ 9	+ 9	+ 8	+ 1
JUL	- 6	- 10	- 6	- 8	- 8	- 4	- 5	- 6	+ 1	- 1	+ 6	- 2	+ 7	+ 9	+ 6	+ 2	+ 6	+ 6	+ 5	+ 4	+ 7	- 1	- 1	- 2
AUG	- 10	- 7	- 13	- 6	- 8	- 5	- 9	- 3	+ 1	+ 6	+ 6	+ 8	+ 10	+ 8	+ 4	+ 3	- 3	- 5	+ 3	+ 3	+ 7	+ 5	+ 1	0
SEP	- 9	- 9	- 9	- 6	- 6	- 3	0	+ 1	+ 4	+ 10	+ 6	+ 7	+ 6	- 2	+ 3	- 2	+ 5	+ 7	- 1	+ 2	0	+ 1	+ 2	- 5
OCT	- 8	- 6	- 8	- 1	- 3	- 2	+ 6	+ 6	+ 11	+ 11	0	- 5	0	- 8	- 3	+ 1	+ 5	+ 4	+ 1	+ 3	+ 5	+ 3	+ 4	- 10
NOV	- 1	- 7	- 5	- 1	- 2	+ 4	+ 4	+ 4	+ 6	- 2	- 6	- 6	- 4	- 4	+ 2	+ 5	+ 4	+ 7	+ 7	+ 7	- 3	+ 4	- 3	- 10
DEC	- 2	- 1	+ 2	+ 1	0	- 1	+ 3	+ 2	- 5	- 9	- 9	- 6	- 8	- 3	+ 4	+ 9	+ 4	+ 6	+ 4	- 1	+ 5	+ 7	0	0
MEANS	- 4	- 5	- 5	- 4	- 4	- 1	0	+ 2	+ 5	+ 4	0	- 3	- 1	- 1	+ 2	+ 2	+ 2	+ 4	+ 3	+ 3	+ 5	+ 3	0	- 3

TABLE 30

EARTH-CURRENT POTENTIALS AT WATHEROO MAGNETIC OBSERVATORY

JANUARY 1932 EXPRESSED IN TENTHS OF MILLIVOLTS — VALUES NEGATIVE EXCEPT AS INDICATED JANUARY 1932

(THE TABULAR VALUES ARE AVERAGES FOR SUCCESSIVE PERIODS OF ONE HOUR AS INDICATED 120° EAST MERIDIAN MEAN TIME)

COMPONENT NORTHWARD LINE OP LENGTH IN KMS 2.012 DIRECTION TRUE N

DAY	0-1	1-2	2-3	3-4	4-5	5-6	6-7	7-8	8-9	9-10	10-11	11-12	12-13	13-14	14-15	15-16	16-17	17-18	18-19	19-20	20-21	21-22	22-23	23-24	MEAN
1	949	958	947	939	953	954	956	954	966	956	955	952	942	946	946	946	952	936	947	945	944	947	958	942	950
2	941	948	954	942	925	943	943	943	945	937	940	932	914	926	921	918	925	930	923	919	932	932	938	935	934
3	926	925	927	926	925	934	909	938	940	942	936	927	928	928	931	927	929	924	925	928	933	939	926	922	929
4	929	921	919	931	929	928	930	927	928	929	932	928	932	930	927	936	939	939	940	939	935	936	938	936	932
5	933	934	933	924	934	933	933	929	927	930	927	929	927	928	931	937	941	938	943	942	940	941	940	935	934
6	934	929	934	930	927	928	938	933	924	927	920	916	924	922	919	918	918	919	919	926	933	934	929	918	926
7	910	904	906	908	908	905	915	918	908	910	902	895	895	904	916	926	926	932	931	930	927	926	922	923	914
8	913	918	912	908	905	939	912	919	920	918	904	900	896	897	898	930	927	937	918	924	947	927	914	924	917
9	920	905	906	903	914	912	915	918	917	915	906	897	897	903	912	917	928	918	939	934	904	906	912	922	913
10	908	891	913	901	910	905	913	897	916	912	897	890	892	901	904	897	915	924	923	917	923	906	915	912	908
11	918	895	892	907	906	904	913	908	908	908	902	897	894	891	897	918	912	922	899	914	905	916	908	903	906
12	904	902	913	895	892	910	911	913	904	908	894	889	890	892	897	905	906	920	915	922	908	927	907	923	906
13	898	878	903	896	893	895	903	901	905	894	899	903	896	902	895	904	896	896	894	897	892	903	903	903	898
14	902	892	889	891	892	892	818	897	902	905	896	896	899	895	894	897	902	903	911	915	912	911	906	898	900
15	894	898	898	900	900	902	899	908	916	915	895	889	896	895	896	916	913	898	908	905	903	901	911	905	902
16	908	905	889	905	913	909	912	903	915	915	899	894	886	887	890	898	908	905	903	911	898	903	905	907	903
17	898	917	902	886	892	893	899	898	893	897	887	884	886	892	903	916	914	905	906	907	907	903	908	911	900
18	904	902	899	899	906	914	912	908	902	908	895	893	897	898	903	916	926	920	916	916	912	908	905	904	907
19	898	902	898	903	898	905	904	898	897	893	889	895	899	902	897	927	926	926	918	919	922	921	919	918	907
20	917	916	916	916	920	923	923	926	923	910	905	910	909	910	915	922	925	927	929	928	926	927	927	925	920
21	918	915	913	917	917	924	919	922	918	918	913	911	915	918	923	928	929	933	926	929	928	930	927	927	922
22	923	922	923	921	920	922	929	920	913	915	912	915	916	917	921	927	924	922	924	927	926	925	925	924	921
23	921	917	918	916	917	924	928	927	923	917	912	913	914	914	918	925	929	927	926	928	928	927	928	926	922
24	922	921	921	922	919	926	930	923	914	909	908	912	906	915	922	927	929	928	930	935	933	942	929	942	924
25	922	919	917	918	923	930	932	928	922	912	906	897	906	911	923	923	929	938	938	932	930	937	933	950	924
26	929	907	908	915	925	924	928	918	912	908	901	900	897	894	903	922	922	932	913	913	913	915	908	915	913
27	912	893	896	896	899	891	914	903	905	901	892	886	884	886	900	902	912	922	919	919	907	924	933	923	905
28	901	892	894	911	894	914	926	909	913	888	887	888	892	890	903	908	917	918	912	913	933	915	887	900	904
29	898	902	910	907	906	907	917	926	910	902	895	895	895	894	892	902	910	926	922	902	905	922	905	904	906
30	897	895	897	896	898	902	906	913	905	898	894	895	897	892	903	907	913	913	922	913	912	900	899	903	903
31	900	906	896	894	898	905	914	913	898	903	897	886	891	883	893	898	912	924	920	896	910	898	909	923	903
MEANS	915	911	911	910	912	916	919	917	916	913	906	904	904	905	910	916	921	923	921	921	920	921	918	920	915

TABLE 31

EARTH-CURRENT POTENTIALS AT WATHEROO MAGNETIC OBSERVATORY

JANUARY 1932

EXPRESSED IN TENTHS OF MILLIVOLTS — VALUES NEGATIVE EXCEPT AS INDICATED

JANUARY 1932

(THE TABULAR VALUES ARE AVERAGES FOR SUCCESSIVE PERIODS OF ONE HOUR AS INDICATED 120° EAST MERIDIAN MEAN TIME)

COMPONENT EASTWARD LINE OR LENGTH IN KMS 9.90 DIRECTION TRUE E

DAY	0-1	1-2	2-3	3-4	4-5	5-6	6-7	7-8	8-9	9-10	10-11	11-12	12-13	13-14	14-15	15-16	16-17	17-18	18-19	19-20	20-21	21-22	22-23	23-24	MEAN
1	6	+ 7	4	9	11	6	4	+ 10	+ 31	+ 5	+ 23	+ 13	+ 4	+ 17	6	22	16	6	+ 8	9	7	17	7	+ 16	0
2	3	+ 3	13	+ 7	+ 6	2	0	+ 15	+ 23	+ 29	1	2	+ 27	0	9	1	+ 1	10	+ 7	19	7	7	47	+ 11	0
3	2	43	+ 31	2	+ 14	8	13	9	+ 5	+ 7	+ 17	+ 18	+ 8	3	10	10	+ 11	18	20	14	0	17	14	+ 2	3
4	+ 8	11	26	+ 10	+ 5	6	1	8	11	0	+ 4	5	+ 4	+ 8	+ 10	+ 1	12	12	9	7	18	12	9	8	4
5	6	7	+ 3	2	0	1	3	3	7	10	10	3	4	6	17	13	11	0	+ 3	8	2	+ 3	+ 2	+ 1	4
6	8	7	7	+ 18	+ 10	3	+ 8	+ 8	1	0	8	12	6	17	8	12	8	8	16	0	5	3	+ 6	8	4
7	10	+ 2	0	+ 4	+ 7	+ 4	+ 9	+ 9	+ 7	+ 3	+ 2	5	5	32	15	10	+ 4	+ 3	+ 2	+ 6	3	18	7	4	2
8	24	3	23	20	2	+ 22	+ 4	+ 16	+ 18	+ 12	+ 28	+ 8	+ 17	30	+ 1	+ 2	+ 17	+ 7	7	+ 7	+ 32	24	+ 7	20	+ 2
9	1	23	+ 20	23	+ 7	0	+ 50	27	+ 14	+ 17	+ 20	+ 27	+ 1	8	37	10	+ 18	+ 8	14	2	+ 8	+ 9	30	5	+ 1
10	+ 7	17	14	3	+ 2	0	+ 16	+ 7	+ 18	+ 23	+ 3	7	11	15	14	23	2	+ 19	+ 4	+ 8	26	+ 5	10	57	4
11	+ 7	23	20	12	7	18	1	+ 4	+ 9	+ 4	+ 6	2	27	28	+ 22	9	+ 13	7	7	15	8	+ 7	12	5	..
12	3	50	18	+ 8	28	+ 6	..	..	3	..	..	+ 3	12	+ 8	8	+ 8	+ 10	10	16	24	+ 1	17	5	21	..
13	+ 24	18	0	4	6	3	12	6	2	+ 5	3	0	+ 11	+ 8	+ 10	6	27	22	17	22	20	10	0	12	6
14	+ 3	8	4	14	12	13	12	16	+ 3	+ 3	+ 4	+ 4	9	3	4	10	13	17	+ 3	10	+ 2	+ 10	1	21	6
15	33	33	39	47	50	52	33	27	2	+ 7	5	+ 2	12	20	20	+ 21	+ 7	+ 24	3	26	23	12	14	22	..
16	27	30	42	43	20	13	2	6	+ 3	15	6	0	3	13	16	10	17	14	12	21	22	17	19	11	..
17	37	10	+ 12	8	4	10	16	12	1	12	14	12	13	24	13	13	18	22	23	16	17	15	16	17	14
18	33	13	4	13	23	65	66	31	25	71	41	22	11	23	27	16	8	13	20	17	25	28	33	24	27
19	27	43	37	38	42	38	37	33	20	40	38	35	29	20	21	18	15	12	21	28	22	24	26	23	29
20	20	17	19	20	42	27	27	25	18	20	25	26	34	16	12	18	24	16	19	21	29	23	28	28	23
21	39	33	34	33	34	32	36	35	28	26	37	23	27	18	5	18	27	23	23	29	24	22	25	25	27
22	23	25	30	17	16	14	17	23	41	28	27	23	23	22	16	12	27	27	25	25	24	29	27	33	24
23	26	26	24	23	22	28	13	17	14	22	34	33	40	47	41	37	27	25	25	22	25	39	30	27	28
24	29	29	30	23	20	19	15	19	27	32	37	38	48	37	31	29	31	33	21	15	0	18	21	7	25
25	17	32	51	33	24	19	19	22	10	13	15	13	53	53	37	22	13	25	+ 23	23	24	24	34	34	24
26	+ 30	43	44	23	15	7	12	7	9	9	12	32	38	34	3	19	20	20	+ 4	17	18	22	21	13	17
27	48	26	37	8	27	27	17	+ 16	+ 21	+ 7	19	37	47	21	14	34	8	2	27	26	3	29	+ 5	66	20
28	+ 10	30	16	23	25	2	+ 10	2	20	35	11	17	34	74	32	10	5	7	20	16	52	+ 18	12	23	18
29	7	53	65	+ 8	3	20	112	139	12	+ 15	10	14	12	23	28	43	27	33	16	20	18	21	7	12	28
30	18	21	14	12	32	12	22	8	13	9	1	+ 3	4	20	10	19	37	30	18	20	25	17	19	21	17
31	19	23	13	19	18	23	10	17	24	12	+ 2	+ 3	21	20	7	18	10	22	19	29	33	26	3	48	18
MEANS	9	19	15	10	8	9	9	11	2	2	4	8	13	20	14	16	11	13	10	13	12	13	13	18	11

TABLE 32

EARTH-CURRENT POTENTIALS AT WATHEROO MAGNETIC OBSERVATORY

FEBRUARY 1932 EXPRESSED IN TENTHS OF MILLIVOLTS — VALUES NEGATIVE EXCEPT AS INDICATED FEBRUARY 1932

(THE TABULAR VALUES ARE AVERAGES FOR SUCCESSIVE PERIODS OF ONE HOUR AS INDICATED 120° EAST MERIDIAN MEAN TIME)

COMPONENT NORTHWARD LINE OP LENGTH IN KMS 2.012 DIRECTION TRUE N

DAY	0-1	1-2	2-3	3-4	4-5	5-6	6-7	7-8	8-9	9-10	10-11	11-12	12-13	13-14	14-15	15-16	16-17	17-18	18-19	19-20	20-21	21-22	22-23	23-24	MEAN
1	907	888	888	892	893	897	897	892	905	904	903	902	893	885	890	903	912	908	917	912	912	908	907	904	901
2	901	898	901	904	900	909	916	919	912	908	909	894	893	887	887	922	921	926	931	927	925	926	923	922	911
3	921	918	921	917	924	923	916	917	925	916	907	911	914	905	914	919	923	942	937	942	942	936	929	921	922
4	910	922	920	899	933	923	894	928	910	913	912	902	922	910	919	929	930	933	967	934	913	925	907	936	920
5	905	927	890	934	912	932	924	914	923	908	914	904	915	901	920	931	929	932	926	932	922	931	924	933	920
6	898	942	918	912	912	918	935	927	924	914	907	907	900	913	917	920	933	932	943	923	917	918	936	927	920
7	927	926	928	925	923	921	925	934	927	924	913	905	914	929	933	937	941	933	932	932	934	927	942	919	927
8	922	921	908	912	926	934	923	923	928	925	917	913	908	910	918	927	934	936	942	940	933	945	928	928	925
9	916	934	918	916	929	942	935	936	933	928	918	888	899	912	919	928	924	931	933	936	923	920	918	919	923
10	916	921	909	920	916	924	937	934	938	927	910	901	915	907	903	920	925	934	927	927	928	931	941	929	922
11	950	894	915	934	922	932	935	931	931	928	927	915	905	912	910	916	927	933	935	930	931	935	924	931	925
12	920	942	908	925	913	927	924	924	934	927	918	916	911	917	927	922	938	941	949	924	931	941	939	943	928
13	922	942	930	917	922	931	933	930	945	937	924	923	921	926	926	929	937	944	953	943	933	944	944	932	933
14	932	933	945	935	930	933	943	943	937	920	926	926	930	939	943	948	950	948	948	950	938	941	930	945	938
15	938	937	938	933	936	944	950	942	937	933	925	922	927	930	936	945	947	948	950	942	940	947	940	937	938
16	937	933	933	932	940	944	947	941	939	932	925	929	932	935	938	945	949	949	947	946	945	944	943	940	939
17	941	939	939	942	945	946	949	948	937	927	929	930	936	945	951	951	947	946	943	943	944	942	943	942	942
18	941	940	940	942	942	946	954	945	928	928	923	919	923	930	938	950	958	954	949	950	943	943	945	942	940
19	940	941	942	945	940	942	953	946	935	919	916	906	934	937	950	953	950	948	947	946	949	950	950	944	941
20	944	943	942	938	944	948	954	955	947	938	923	919	920	932	943	935	948	956	947	941	944	947	942	973	943
21	943	942	916	938	945	945	946	945	938	931	921	928	932	942	940	941	943	948	954	945	951	956	945	938	940
22	935	939	938	938	939	939	952	951	943	935	928	926	922	925	928	934	951	956	944	951	962	976	950	947	942
23	920	935	949	944	944	948	952	955	943	927	928	934	940	945	950	955	952	949	944	948	946	948	951	947	944
24	952	947	951	933	963	954	951	947	951	935	927	928	929	932	939	943	948	950	968	943	956	961	939	944	946
25	945	936	943	952	938	943	938	952	939	943	923	927	933	943	943	944	949	953	948	948	946	953	947	952	943
26	943	944	943	937	946	948	951	955	952	934	925	924	932	934	937	945	956	957	950	950	950	952	949	948	944
27	948	943	939	940	943	947	952	961	943	944	932	925	923	928	936	945	950	954	950	949	948	946	949	947	943
28	949	948	943	942	944	944	951	959	951	943	933	930	930	938	942	942	948	954	954	948	949	948	946	948	945
29	944	944	943	943	942	945	945	952	948	936	931	929	936	937	945	948	951	952	953	952	946	945	947	945	944
MEANS	930	932	928	929	931	936	937	938	935	927	920	917	920	924	929	235	940	943	944	940	938	941	937	937	933

TABLE 33

EARTH-CURRENT POTENTIALS AT WATHEROO MAGNETIC OBSERVATORY

FEBRUARY 1932 EXPRESSED IN TENTHS OF MILLIVOLTS — VALUES NEGATIVE EXCEPT AS INDICATED FEBRUARY 1932

(THE TABULAR VALUES ARE AVERAGES FOR SUCCESSIVE PERIODS OF ONE HOUR AS INDICATED 120° EAST MERIDIAN MEAN TIME)

COMPONENT EASTWARD LINE OR LENGTH IN KMS 9.90 DIRECTION TRUE E

DAY	0-1	1-2	2-3	3-4	4-5	5-6	6-7	7-8	8-9	9-10	10-11	11-12	12-13	13-14	14-15	15-16	16-17	17-18	18-19	19-20	20-21	21-22	22-23	23-24	MEAN
1	6	+ 12	10	10	20	22	17	27	21	24	22	7	16	17	21	16	20	21	22	18	23	23	21	23	17
2	18	13	9	10	18	16	7	16	13	10	6	28	13	29	20	16	27	19	20	28	23	21	22	20	18
3	17	16	8	14	13	19	27	39	32	53	28	20	28	+ 6	23	+ 33	+ 4	+ 46	36	1	40	+ 29	27	40	15
4	65	7	13	20	+ 3	5	4	0	10	+ 14	+ 4	23	33	14	+ 5	23	+ 13	11	37	+ 11	43	48	52	3	15
5	45	21	27	+ 3	+ 8	+ 2	12	+ 16	5	7	2	14	30	44	25	22	16	32	32	9	32	19	17	45	18
6	62	0	+ 7	16	6	15	3	9	+ 7	17	11	33	44	43	30	21	+ 3	10	30	+ 1	...	...	...	...	...
7	...	...	...	...	...	...	...	...	...	...	...	...	...	...	...	...	...	...	...	...	...	24	28	32	...
8	24	32	36	23	22	11	1	+ 5	9	+ 16	32	36	44	42	37	38	23	4	7	1	12	61	16	41	22
9	38	26	23	30	16	16	9	5	4	9	23	42	33	27	27	20	19	36	16	23	22	29	28	21	23
10	43	58	60	17	23	4	7	6	+ 18	+ 11	14	32	45	53	18	30	38	24	4	28	34	25	10	102	27
11	+ 15	37	53	30	27	3	5	+ 8	+ 2	11	31	28	21	46	40	46	26	25	27	22	31	17	29	13	23
12	86	+ 11	51	4	28	12	17	13	16	12	6	24	29	37	55	44	33	12	51	30	32	26	27	30	28
13	77	10	19	29	44	27	21	53	9	13	16	16	32	18	46	54	44	36	16	48	27	24	6	27	30
14	36	46	42	26	32	28	35	27	17	18	46	40	45	42	35	26	28	23	27	26	33	38	75	17	34
15	29	29	34	44	43	29	20	11	27	26	39	42	43	32	31	42	37	36	34	34	32	24	35	29	33
16	37	27	38	42	34	35	32	38	39	48	38	40	35	34	35	27	31	27	27	28	23	23	31	28	33
17	23	23	25	25	20	23	25	27	41	53	44	23	22	22	19	17	21	19	23	28	26	30	28	27	26
18	30	23	21	20	21	20	23	20	+ 24	16	38	35	35	32	28	19	22	28	31	32	38	31	25	32	25
19	29	25	22	21	6	23	8	13	18	39	30	37	26	34	4	35	28	22	20	41	33	33	29	29	25
20	34	16	33	46	11	17	18	14	18	2	48	44	40	+ 2	26	29	+ 40	9	35	24	17	33	7	38	22
21	24	26	32	26	12	5	7	0	10	30	43	43	38	12	16	37	22	9	33	31	14	32	14	32	23
22	33	29	36	30	20	17	14	8	3	20	30	25	36	36	35	49	13	42	38	17	4	23	28	22	25
23	67	63	13	16	25	20	8	+ 8	+ 3	53	...	...	...	...	23	22	25	31	33	35	38	26	31	40	...
24	27	47	29	71	16	+ 15	8	11	+ 6	+ 14	26	42	46	30	48	15	39	21	9	+ 7	43	53	13	22	24
25	34	49	47	32	18	26	12	+ 5	+ 7	16	9	14	+ 1	37	50	50	17	28	22	12	26	29	43	25	24
26	47	16	32	35	36	34	26	14	7	6	25	29	35	46	51	43	38	23	18	21	20	11	12	32	27
27	14	26	28	37	37	27	17	12	7	17	24	30	36	36	41	49	50	43	46	36	26	21	21	19	29
28	17	35	37	30	37	37	32	25	23	35	46	32	28	22	23	40	41	35	34	38	25	24	24	21	31
29	20	25	29	32	33	32	36	28	38	36	41	41	23	32	23	31	34	34	32	35	34	32	28	23	31
MEANS	32	25	30	27	22	18	17	14	12	17	27	30	31	30	30	30	24	22	27	23	27	27	26	29	25

TABLE 34

EARTH-CURRENT POTENTIALS AT WATHEROO MAGNETIC OBSERVATORY

MARCH 1932

EXPRESSED IN TENTHS OF MILLIVOLTS — VALUES NEGATIVE EXCEPT AS INDICATED

MARCH 1932

(THE TABULAR VALUES ARE AVERAGES FOR SUCCESSIVE PERIODS OF ONE HOUR AS INDICATED 120° EAST MERIDIAN MEAN TIME)

COMPONENT NORTHWARD LINE OP LENGTH IN KMS 2.012 DIRECTION TRUE N

DAY	0-1	1-2	2-3	3-4	4-5	5-6	6-7	7-8	8-9	9-10	10-11	11-12	12-13	13-14	14-15	15-16	16-17	17-18	18-19	19-20	20-21	21-22	22-23	23-24	MEAN
1	944	945	943	942	943	945	952	952	952	940	933	929	933	937	946	945	953	956	955	953	955	952	951	949	946
2	948	948	948	947	949	949	957	961	961	949	940	933	931	942	940	943	947	952	953	953	956	953	953	958	949
3	948	958	949	961	943	904	967	957	953	932	946	928	934	955	948	957	982	975	951	956	954	945	927	947	949
4	946	949	920	951	953	945	945	948	968	949	926	927	936	947	958	956	955	962	968	981	955	938	948	944	949
5	946	953	931	935	956	950	937	964	944	949	932	933	932	946	951	959	955	966	947	948	955	949	962	958	948
6	943	931	935	944	932	932	972	965	940	943	932	935	943	945	956	956	959	963	954	993	949	954	945	940	948
7	952	952	944	952	956	955	952	964	957	948	940	936	933	938	946	958	963	972	954	952	955	954	951	953	952
8	960	958	920	954	953	945	957	939	964	953	935	935	938	953	954	955	979	972	974	945	954	957	956	958	953
9	950	948	952	941	941	945	974	966	964	942	932	932	945	955	954	958	957	957	958	960	972	954	962	953	953
10	932	940	958	955	920	958	956	972	972	925	941	845	880	903	915	914	929	939	966	955	923	949	943	947	...
11	941	958	939	936	950	924	963	959	954	938	953	944	934	945	954	952	961	965	958	966	956	960	948	948	950
12	955	944	946	955	951	951	963	958	966	948	944	935	942	943	954	957	962	964	958	958	963	962	957	952	954
13	953	953	956	957	955	958	963	967	964	948	932	931	940	947	956	966	966	965	960	963	966	960	959	964	956
14	961	951	956	951	938	962	967	965	963	958	947	936	933	947	956	967	967	965	963	962	960	962	963	972	957
15	957	955	953	957	957	957	962	970	964	953	943	943	938	947	959	957	961	962	964	964	965	965	957	957	957
16	957	956	955	957	957	961	963	967	961	954	946	940	944	947	957	968	971	967	963	962	962	959	961	960	958
17	959	958	963	958	962	959	962	969	967	954	953	947	943	943	952	963	969	972	968	967	964	963	963	960	960
18	962	962	961	956	965	967	968	969	965	952	942	943	943	954	949	967	972	968	977	969	976	973	967	965	962
19	972	972	958	986	948	963	960	965	958	959	932	938	952	962	965	967	967	965	968	973	966	963	961	962	962
20	961	959	962	960	965	965	967	972	958	952	951	949	949	952	958	957	958	965	960	963	965	964	955	954	959
21	949	945	960	955	957	956	964	963	955	938	936	933	949	955	955	961	958	963	962	965	988	965	957	945	956
22	953	968	943	962	948	970	963	960	968	955	938	952	945	963	958	960	968	976	967	952	995	938	937	929	957
23	933	942	947	913	945	962	956	963	951	940	945	937	948	946	951	958	962	963	962	961	962	968	965	968	952
24	960	955	954	951	958	959	961	971	963	958	940	933	932	933	940	950	946	950	951	957	958	956	958	956	952
25	952	952	946	934	942	940	937	950	938	931	914	920	921	929	942	947	943	940	938	940	943	941	939	937	938
26	930	930	927	928	935	941	943	954	947	936	930	917	925	936	942	950	947	946	941	940	939	943	942	940	938
27	940	935	943	932	955	938	947	957	957	948	928	924	928	932	934	938	945	947	942	940	947	944	942	942	940
28	941	944	938	938	938	942	942	953	935	928	918	917	883	916	947	956	952	950	960	938	940	944	944	939	938
29	948	956	911	892	921	922	941	938	906	927	935	927	926	929	932	935	953	947	958	927	954	911	932	919	931
30	926	905	924	917	...	...	...	...	945	942	937	933	932	941	930	941	950	939	932	931	948	928	944	922	...
31	932	894	941	924	902	908	891	912	933	929	925	922	909	930	913	940	921	935	965	913	917	914	914	916	921
MEANS	950	949	945	946	947	947	955	959	954	945	936	934	935	944	949	955	959	960	959	956	958	952	951	950	950

TABLE 35

EARTH-CURRENT POTENTIALS AT WATHEROO MAGNETIC OBSERVATORY

MARCH 1932 EXPRESSED IN TENTHS OF MILLIVOLTS — VALUES NEGATIVE EXCEPT AS INDICATED MARCH 1932

(THE TABULAR VALUES ARE AVERAGES FOR SUCCESSIVE PERIODS OF ONE HOUR AS INDICATED 120° EAST MERIDIAN MEAN TIME)

COMPONENT EASTWARD LINE OR LENGTH IN KMS 9.90 DIRECTION TRUE E

DAY	0-1	1-2	2-3	3-4	4-5	5-6	6-7	7-8	8-9	9-10	10-11	11-12	12-13	13-14	14-15	15-16	16-17	17-18	18-19	19-20	20-21	21-22	22-23	23-24	MEAN
1	23	23	27	32	35	27	28	21	30	46	52	45	32	28	28	27	24	38	43	35	32	30	25	27	32
2	24	23	26	32	32	39	31	28	22	32	43	45	40	24	34	47	43	62	43	51	37	65	48	22	37
3	4	+ 4	63	0	28	28	+ 7	+ 7	+ 9	7	12	+ 2	29	40	10	53	+ 14	39	+ 7	25	90	22	70	42	21
4	55	41	66	33	20	17	22	60	17	23	11	8	44	9	16	52	54	18	+ 3	40	56	23	37	51	32
5	63	24	37	65	22	16	23	+ 22	13	10	62	60	28	36	27	27	45	34	62	44	42	42	43	78	37
6	23	45	41	33	46	81	28	17	+ 6	5	37	58	49	26	51	33	46	7	38	80	42	18	43	77	38
7	56	41	48	78	13	17	22	27	34	32	46	53	47	44	27	30	21	45	27	63	34	51	63	67	41
8	56	- 16	58	56	26	47	2	37	36	47	+ 36	73	38	43	55	42	49	40	34	52	38	40	42	38	39
9	90	43	61	29	33	50	14	6	14	26	28	54	55	38	35	50	44	46	57	39	59	22	47	55	42
10	56	65	37	34	68	60	22	3	34	+ 27	58	33	40	64	42	40	26	45	33	43	63	43	64	61	42
11	111	33	43	52	59	20	52	+ 6	+ 39	40	34	34	50	36	52	52	33	89	38	72	46	35	57	49	43
12	36	57	53	41	48	50	42	21	27	42	54	52	51	56	46	49	46	45	48	49	50	32	36	42	45
13	46	52	56	55	61	62	56	49	34	47	48	47	46	59	53	46	52	53	56	43	46	46	32	34	49
14	37	50	49	48	70	55	43	43	42	44	55	58	47	63	54	40	45	7	62	48	49	36	40	83	49
15	23	32	37	51	52	49	38	33	39	52	68	74	55	42	36	42	50	41	51	49	45	62	44	38	46
16	44	41	48	50	54	56	54	55	60	60	62	56	55	57	62	43	43	53	51	50	52	52	47	50	52
17	49	49	42	57	46	48	51	61	54	57	46	44	45	58	57	50	57	57	56	55	56	57	55	62	53
18	52	46	54	75	46	47	53	51	64	57	79	68	43	39	53	40	43	63	46	63	44	28	57	46	52
19	46	52	122	49	1	20	33	60	31	41	56	67	47	68	57	43	47	40	53	45	63	51	60	56	50
20	50	56	54	49	42	37	37	43	45	73	55	51	53	63	53	59	53	54	57	62	53	64	60	63	54
21	62	76	73	52	57	47	42	48	84	41	77	56	57	60	23	53	46	68	42	40	24	58	74	90	56
22	72	43	75	48	57	77	37	35	27	57	53	43	23	45	70	57	...	...	16	20	52	46	31	62	...
23	52	51	40	47	46	1	32	30	+ 15	71	62	33	61	30	55	43	28	24	37	44	36	47	40	36	39
24	49	54	47	48	44	38	33	32	26	37	63	54	61	44	47	33	37	29	32	40	40	27	38	38	41
25	51	52	63	57	49	38	32	30	23	15	59	67	57	48	36	35	31	37	42	39	36	36	37	44	42
26	47	48	57	55	51	46	38	19	25	36	44	54	62	55	51	50	51	50	40	42	42	38	40	42	45
27	45	44	45	55	57	57	52	41	28	38	53	59	57	63	62	60	61	67	58	55	46	46	45	38	51
28	40	56	75	34	56	47	40	37	2	24	24	+ 3	5	13	27	23	32	21	0	34	36	9	22	36	29
29	68	8	30	55	14	5	23	36	8	37	61	53	69	50	27	22	28	33	11	55	86	52	28	110	40
30	+ 8	58	40	36	...	...	...	...	...	28	68	46	21	+ 33	53	67	17	66	46	46	41	39	2	41	...
31	55	123	+ 5	20	11	40	+ 6	38	+ 14	58	20	30	20	+ 40	60	+ 16	50	21	7	53	54	57	59	68	32
MEANS	48	43	52	47	42	40	34	30	27	37	47	50	48	46	43	44	41	44	42	49	47	41	48	51	43

TABLE 36

EARTH-CURRENT POTENTIALS AT WATHEROO MAGNETIC OBSERVATORY

APRIL 1932 — EXPRESSED IN TENTHS OF MILLIVOLTS — VALUES NEGATIVE EXCEPT AS INDICATED — APRIL 1932

(THE TABULAR VALUES ARE AVERAGES FOR SUCCESSIVE PERIODS OF ONE HOUR AS INDICATED 120° EAST MERIDIAN MEAN TIME)

COMPONENT NORTHWARD LINE OP LENGTH IN KMS 2.012 DIRECTION TRUE N

DAY	0-1	1-2	2-3	3-4	4-5	5-6	6-7	7-8	8-9	9-10	10-11	11-12	12-13	13-14	14-15	15-16	16-17	17-18	18-19	19-20	20-21	21-22	22-23	23-24	MEAN
1	919	910	899	910	918	922	922	920	933	911	905	910	917	922	922	926	936	925	915	915	916	913	915	952	919
2	893	901	900	907	893	914	935	920	908	925	912	919	907	902	915	926	913	939	944	923	918	916	902	903	914
3	908	902	898	909	914	910	905	920	932	922	913	903	897	898	910	921	923	923	925	936	918	909	918	904	913
4	904	916	898	908	897	906	922	932	921	915	913	912	879	897	908	913	934	932	925	926	938	922	915	915	914
5	913	919	921	912	918	911	915	928	935	921	914	912	900	920	930	932	935	936	932	939	932	927	927	926	923
6	905	916	918	918	918	913	926	933	931	927	916	911	907	907	919	923	930	927	932	926	925	926	921	924	921
7	916	925	908	912	916	902	933	934	918	923	915	913	914	912	920	936	932	944	951	919	930	922	938	908	922
8	914	910	900	926	923	915	922	910	914	935	922	912	915	917	932	932	912	925	927	925	926	921	917	932	920
9	918	919	916	920	923	918	924	931	928	913	915	913	910	917	921	918	927	927	926	932	932	922	917	915	921
10	913	913	912	927	925	920	928	928	927	917	913	907	908	916	928	925	922	929	929	925	920	919	918	913	920
11	916	917	916	920	903	923	928	928	929	928	917	908	905	915	920	926	928	925	925	923	922	921	920	919	920
12	918	918	918	915	918	918	918	923	923	928	922	924	921	924	928	921	930	928	928	926	925	925	925	924	923
13	922	927	922	919	922	925	928	932	932	923	916	910	906	...	...	887	892	897	903	904	910	910	913	919	...
14	921	904	904	920	909	921	898	914	912	907	916	893	904	912	924	914	925	918	925	912	920	918	927	918	914
15	905	912	904	919	918	919	923	928	914	907	901	910	908	915	919	922	925	926	927	924	919	917	917	919	917
16	918	915	916	927	907	927	921	923	922	923	913	905	907	914	922	923	925	924	929	938	915	919	917	923	920
17	912	916	912	916	919	919	924	924	921	914	905	907	907	912	916	918	948	919	927	928	934	930	920	916	919
18	921	914	912	920	932	924	917	935	921	925	924	914	912	916	913	933	927	937	943	919	917	924	916	939	923
19	910	886	923	916	916	913	911	935	940	930	918	908	908	915	919	935	937	935	932	936	936	935	931	929	923
20	926	924	926	922	930	929	936	938	940	934	926	918	919	921	928	937	936	933	931	933	935	935	928	928	930
21	927	926	926	927	929	931	936	942	934	931	925	922	924	926	928	926	928	932	933	932	935	932	929	931	930
22	926	922	922	925	927	926	929	936	935	925	923	919	919	917	922	924	934	934	930	939	941	936	948	947	929
23	909	918	921	927	922	931	930	932	941	929	915	915	924	922	915	936	933	948	931	997	903	924	912	927	928
24	922	897	939	928	923	899	938	937	925	923	927	926	928	925	930	929	934	962	942	908	919	925	925	931	927
25	929	922	921	917	934	924	913	921	942	931	933	922	922	922	929	953	937	925	915	932	923	933	921	922	927
26	918	923	923	922	924	922	926	936	940	931	917	923	927	936	928	942	953	948	951	928	931	939	933	922	931
27	930	922	941	924	931	932	936	945	934	938	942	923	928	932	938	942	955	964	924	928	932	934	941	936	935
28	927	925	908	926	938	938	934	930	949	927	915	915	922	925	941	935	948	934	935	938	940	945	936	932	932
29	923	929	932	929	932	944	940	941	940	938	936	928	929	932	945	951	948	942	939	938	937	936	933	941	937
30	928	930	918	944	937	939	937	944	942	934	927	921	930	930	933	938	943	942	943	941	938	938	936	934	935
MEANS	917	916	916	920	920	921	925	930	929	925	919	914	914	918	924	930	933	934	932	931	927	926	924	925	924

TABLE 37

EARTH-CURRENT POTENTIALS AT WATHEROO MAGNETIC OBSERVATORY

APRIL 1932 — EXPRESSED IN TENTHS OF MILLIVOLTS — VALUES NEGATIVE EXCEPT AS INDICATED — APRIL 1932

(THE TABULAR VALUES ARE AVERAGES FOR SUCCESSIVE PERIODS OF ONE HOUR AS INDICATED 120° EAST MERIDIAN MEAN TIME)

COMPONENT EASTWARD LINE OR LENGTH IN KMS 9.90 DIRECTION TRUE E

DAY	0-1	1-2	2-3	3-4	4-5	5-6	6-7	7-8	8-9	9-10	10-11	11-12	12-13	13-14	14-15	15-16	16-17	17-18	18-19	19-20	20-21	21-22	22-23	23-24	MEAN
1	48	47	39	22	21	27	9	+ 11	25	56	23	27	28	24	32	23	27	38	42	48	42	45	32	76	33
2	18	37	39	32	47	49	22	+ 7	+ 43	43	18	33	60	17	3	21	18	52	38	16	76	61	38	81	32
3	53	22	74	52	12	20	13	38	30	22	9	40	30	40	29	40	39	18	7	52	17	38	57	53	34
4	42	36	...	40	41	38	+ 1	+ 10	29	35	33	45	42	26	38	41	6	25	40	38	42	53	35	42	...
5	84	58	27	46	52	43	18	+ 3	36	13	20	34	13	6	40	...	69	45	33	20	44	27	53	32	...
6	79	49	27	33	36	34	47	18	35	27	38	21	23	74	43	22	32	35	37	38	33	36	40	78	39
7	70	21	27	40	43	52	30	33	22	6	7	72	28	37	+ 19	38	46	+ 15	50	16	23	165	+ 18	15	33
8	40	52	70	43	30	22	23	10	44	26	44	50	44	13	19	50	10	58	28	57	32	36	78	36	38
9	15	32	44	47	24	33	28	37	26	24	24	42	49	28	37	47	51	44	10	13	70	30	27	40	34
10	36	64	72	44	17	27	28	24	30	35	38	33	42	32	24	43	38	52	29	26	32	25	32	48	36
11	34	44	34	40	37	42	26	22	29	25	29	42	43	39	38	44	37	39	37	37	38	29	30	32	35
12	37	39	33	40	47	36	39	27	98	204	...	...	172	107	123	105	78	61	52	44	63	83	82	72	...
13	58	58	44	59	98	130	128	150	109	60	63	63	61	...	+ 30	4	23	27	30	38	22	22	34	73	...
14	17	68	73	87	143	111	52	72	90	18	45	18	25	41	13	29	+ 6	72	44	43	33	42	26	41	50
15	32	38	50	33	38	38	36	23	13	36	36	38	32	33	10	57	47	42	21	48	38	41	42	33	36
16	30	39	40	40	52	57	37	43	36	35	42	30	47	27	32	37	34	33	14	43	42	46	47	44	39
17	37	32	42	41	43	42	41	43	59	52	35	58	44	14	23	10	15	34	45	46	42	43	47	46	39
18	73	103	91	82	92	77	128	131	53	43	33	10	29	40	38	29	53	30	13	46	61	39	57	40	58
19	44	69	47	48	53	50	113	50	39	35	46	66	55	40	35	38	45	46	43	43	45	46	44	45	49
20	54	55	53	48	34	39	40	34	35	42	39	65	57	64	50	36	42	37	33	33	40	43	46	57	45
21	81	88	93	113	125	123	128	133	56	54	57	57	63	69	48	53	49	43	36	34	37	42	45	48	69
22	60	67	62	68	93	90	100	96	54	48	59	68	66	75	63	42	43	57	22	17	23	22	17	30	...
23	82	57	123	122	115	92	100	153	57	56	43	46	86	83	74	30	55	+ 43	22	23	33	48	109	55	68
24	73	147	142	125	157	154	217	123	48	16	42	61	67	37	24	80	67	57	+ 20	98	66	47	56	42	80
25	58	96	54	99	48	58	62	66	+ 5	30	42	33	41	51	27	10	81	49	70	49	59	49	76	26	51
26	73	67	62	61	13	32	38	44	6	46	46	60	42	42	89	63	77	27	72	38	74	63	85	57	53
27	55	146	34	50	62	66	68	73	56	17	46	67	19	36	90	28	84	88	90	73	66	47	47	86	62
28	51	57	92	70	55	42	57	42	60	22	25	55	37	71	60	86	...	...	...	...	236	...	...	+ 4	...
29	...	176	76	119	168	190	118	93	89	62	69	59	73	...	...	...	62	83	74	72	71	63	64	80	...
30	53	64	37	73	72	83	69	98	56	58	56	37	50	59	53	66	63	55	53	61	84	111	92	93	69
MEANS	46	57	53	51	46	48	46	42	32	34	35	42	39	38	33	37	42	42	39	41	47	52	46	51	43

TABLE 38

EARTH-CURRENT POTENTIALS AT WATHEROO MAGNETIC OBSERVATORY

MAY 1932 — EXPRESSED IN TENTHS OF MILLIVOLTS — VALUES NEGATIVE EXCEPT AS INDICATED — MAY 1932

(THE TABULAR VALUES ARE AVERAGES FOR SUCCESSIVE PERIODS OF ONE HOUR AS INDICATED 120° EAST MERIDIAN MEAN TIME)

COMPONENT NORTHWARD LINE OP LENGTH IN KMS 2.012 DIRECTION TRUE N

DAY	0-1	1-2	2-3	3-4	4-5	5-6	6-7	7-8	8-9	9-10	10-11	11-12	12-13	13-14	14-15	15-16	16-17	17-18	18-19	19-20	20-21	21-22	22-23	23-24	MEAN
1	939	939	931	938	938	938	939	944	946	933	934	928	931	937	938	942	948	947	945	943	942	941	938	938	939
2	938	934	935	940	941	943	945	935	933	953	937	935	933	936	937	941	942	944	936	939	945	940	929	929	938
3	928	931	927	941	920	935	918	937	945	935	934	941	941	937	933	939	950	945	951	952	938	937	934	938	937
4	922	932	943	932	934	936	950	945	942	944	938	933	933	935	932	938	946	945	946	956	932	938	938	938	939
5	938	953	923	933	926	935	948	942	938	948	943	933	936	933	942	942	948	945	945	944	944	945	935	952	940
6	934	911	923	939	939	934	935	951	941	941	932	925	933	938	950	942	944	946	947	935	943	945	941	940	938
7	939	941	934	940	943	958	949	952	953	950	946	937	943	942	941	947	952	947	949	948	947	946	946	943	946
8	943	942	941	943	943	944	948	953	957	950	950	947	940	941	939	944	950	953	954	953	953	948	947	945	947
9	943	944	939	943	942	952	947	953	962	957	957	947	943	939	940	946	951	955	947	952	954	951	947	947	948
10	946	946	945	945	947	947	946	948	956	951	952	947	941	940	943	946	952	957	953	952	951	951	954	951	949
11	947	946	947	940	942	952	952	950	951	960	945	947	940	940	943	952	958	952	951	956	957	953	959	965	950
12	937	942	948	940	948	948	952	959	964	963	950	946	936	944	947	945	952	958	952	953	955	957	951	944	950
13	948	944	948	948	949	945	951	950	958	957	947	941	933	948	947	948	968	959	954	957	954	951	951	949	950
14	945	948	937	944	953	945	945	952	954	954	956	945	935	937	942	952	966	972	962	959	958	952	955	962	951
15	951	946	951	952	953	951	950	962	962	958	949	958	944	943	946	961	977	965	965	968	972	950	950	946	955
16	948	943	940	958	956	953	952	964	958	950	957	943	945	946	961	944	956	966	961	955	957	962	965	945	954
17	953	953	950	952	955	953	951	949	957	969	953	947	945	944	949	948	950	974	955	961	954	957	955	954	954
18	953	950	955	956	957	959	957	957	956	959	954	948	943	942	943	951	958	957	957	956	962	954	952	953	954
19	947	946	947	948	949	954	952	951	958	958	952	943	938	...	...	...	951	957	955	958	957	953	950	948	...
20	947	946	948	951	952	956	958	960	958	956	955	955	953	950	949	949	955	959	957	958	958	959	958	956	954
21	954	954	956	956	958	959	959	961	963	963	955	949	951	953	946	953	962	958	961	972	956	964	952	951	957
22	951	947	957	947	953	951	948	955	963	965	964	958	951	948	947	957	958	960	970	958	960	955	966	963	956
23	930	957	950	951	952	954	955	956	967	971	972	964	960	952	954	955	964	964	964	964	964	963	967	960	959
24	971	958	957	954	943	947	961	963	972	971	963	963	963	963	957	965	970	963	978	963	966	961	958	958	962
25	956	954	955	957	956	957	958	949	947	977	978	961	962	958	962	973	972	964	964	963	964	981	962	954	962
26	955	948	957	956	955	960	955	954	956	968	969	964	955	957	945	963	958	963	962	959	972	968	948	952	958
27	952	957	958	938	964	961	957	957	959	968	958	948	958	958	960	957	949	966	968	957	957	952	955	953	957
28	944	951	960	951	954	950	951	960	958	965	954	961	957	958	949	956	966	964	962	961	960	968	958	956	957
29	953	937	963	963	960	962	956	964	973	972	958	961	956	952	962	966	964	966	967	983	982	977	964	973	963
30	977	949	954	954	909	914	939	979	977	935	940	984	970	984	968	990	970	971	958	965	962	961	963	954	960
31	955	957	945	954	963	960	942	976	963	969	963	956	951	960	960	965	971	962	962	958	957	955	958	958	959
MEANS	947	945	946	946	947	949	949	955	956	957	952	949	946	947	948	953	958	958	957	957	956	955	952	951	951

TABLE 39

EARTH-CURRENT POTENTIALS AT WATHEROO MAGNETIC OBSERVATORY

MAY 1932 — EXPRESSED IN TENTHS OF MILLIVOLTS — VALUES NEGATIVE EXCEPT AS INDICATED — MAY 1932

(THE TABULAR VALUES ARE AVERAGES FOR SUCCESSIVE PERIODS OF ONE HOUR AS INDICATED 120° EAST MERIDIAN MEAN TIME)

COMPONENT EASTWARD LINE OR LENGTH IN KMS 9.90 DIRECTION TRUE E

DAY	0-1	1-2	2-3	3-4	4-5	5-6	6-7	7-8	8-9	9-10	10-11	11-12	12-13	13-14	14-15	15-16	16-17	17-18	18-19	19-20	20-21	21-22	22-23	23-24	MEAN
1	97	62	56	64	61	62	77	62	58	57	60	94	59	68	81	76	63	73	60	60	89	97	98	102	72
2	94	78	76	106	96	114	110	103	123	107	102	73	48	49	56	61	61	67	60	52	111	75	90	105	84
3	108	104	117	123	120	84	67	76	72	67	66	58	42	50	92	60	99	37	50	94	88	80	72	68	79
4	91	83	62	65	70	73	58	77	39	74	78	72	60	64	67	57	64	68	60	75	58	67	70	81	68
5	82	67	75	81	51	79	60	50	77	48	82	72	64	73	27	57	85	68	57	63	59	54	74	76	66
6	58	76	77	74	75	66	74	65	86	68	46	40	39	51	66	95	84	57	66	66	70	79	67	76	68
7	73	77	89	100	68	58	62	62	73	68	63	60	70	90	82	67	53	75	68	63	61	65	64	69	70
8	70	72	73	72	68	80	69	67	64	70	66	67	81	70	72	78	75	69	63	62	62	65	69	68	70
9	78	73	76	77	70	76	73	73	71	57	62	73	72	82	66	67	67	66	61	59	59	62	60	67	69
10	71	72	75	72	78	78	82	88	84	74	71	74	59	67	61	72	68	63	64	66	65	60	51	60	70
11	66	73	74	77	94	83	60	61	91	73	55	67	88	76	70	84	71	70	67	47	61	59	43	59	70
12	82	77	68	72	78	84	72	84	77	75	66	68	80	47	72	89	87	79	68	67	66	63	66	67	73
13	67	71	74	72	74	77	91	79	81	47	54	43	58	97	43	78	80	80	88	72	72	67	67	74	71
14	70	63	80	89	74	72	82	73	63	59	35	50	61	53	88	78	63	66	88	91	75	67	66	61	70
15	80	70	67	77	75	78	93	73	62	66	67	95	80	60	57	63	48	77	87	83	22	76	90	86	72
16	77	77	91	77	67	75	85	88	88	76	82	70	17	83	16	79	78	92	65	88	75	67	76	82	74
17	81	73	76	73	73	77	82	86	80	85	88	63	62	64	52	78	44	64	78	83	83	82	78	82	74
18	79	75	83	67	73	81	78	85	72	79	72	63	73	75	78	82	77	74	76	67	67	71	83	87	76
19	77	78	79	74	78	79	73	88	86	84	75	67	76	...	...	...	77	72	60	59	72	81	82	80	...
20	81	84	80	80	74	70	69	81	85	85	89	79	83	71	78	78	75	74	67	67	69	70	75	87	77
21	82	83	88	85	85	85	83	82	87	88	96	90	81	84	104	79	89	80	13	47	81	53	79	73	79
22	92	115	73	80	82	81	82	95	86	73	83	78	85	83	69	66	78	74	57	72	68	70	77	62	78
23	113	90	93	92	94	94	93	94	92	86	89	95	98	107	151	107	91	84	72	73	66	64	70	69	91
24	97	73	91	80	115	68	132	94	86	68	71	38	74	79	86	86	94	86	49	68	71	83	82	77	81
25	81	88	91	92	92	95	95	78	82	66	79	80	44	27	83	84	86	103	93	83	74	84	82	72	81
26	74	94	75	80	88	92	94	101	78	67	76	73	77	73	66	66	94	84	91	87	53	80	84	81	80
27	84	77	76	108	79	93	75	99	92	89	84	63	65	68	67	82	86	83	84	86	85	86	74	83	82
28	101	92	70	84	85	79	88	86	67	91	67	41	46	95	83	84	77	82	95	73	74	104	106	127	83
29	104	114	99	238	159	141	87	134	96	113	94	94	101	140	99	154	121	103	78	5	83	98	82	145	112
30	154	146	85	118	174	103	57	54	82	58	23	43	27	47	53	125	127	124	106	92	87	96	95	103	91
31	104	91	115	98	83	88	107	116	108	80	74	78	93	90	81	80	83	97	83	84	93	93	81	97	92
MEANS	86	83	81	89	86	83	81	82	80	74	71	68	66	73	72	80	79	77	70	70	72	75	76	82	77

TABLE 40

EARTH-CURRENT POTENTIALS AT WATHEROO MAGNETIC OBSERVATORY

JUNE 1932

EXPRESSED IN TENTHS OF MILLIVOLTS — VALUES NEGATIVE EXCEPT AS INDICATED

JUNE 1932

(THE TABULAR VALUES ARE AVERAGES FOR SUCCESSIVE PERIODS OF ONE HOUR AS INDICATED 120° EAST MERIDIAN MEAN TIME)

COMPONENT NORTHWARD LINE OP LENGTH IN KMS 2.012 DIRECTION TRUE N

DAY	0-1	1-2	2-3	3-4	4-5	5-6	6-7	7-8	8-9	9-10	10-11	11-12	12-13	13-14	14-15	15-16	16-17	17-18	18-19	19-20	20-21	21-22	22-23	23-24	MEAN
1	954	958	956	953	965	961	960	967	968	967	965	956	952	952	952	955	962	963	964	962	960	958	957	956	959
2	954	952	955	958	961	964	965	964	968	959	966	961	...	...	...	...	...	...	...	...	...	...	...	...	...
3	...	...	...	...	...	...	...	...	...	...	...	...	...	...	...	...	...	...	...	...	...	...	...	...	...
4	...	...	...	...	...	...	...	...	...	...	...	...	...	...	...	...	...	953	950	948	948	946	945	943	...
5	942	942	943	943	944	947	946	945	950	952	944	946	946	945	942	941	946	949	947	948	942	944	943	942	945
6	940	941	934	945	942	945	945	948	951	951	944	943	942	937	938	943	946	950	945	948	948	947	943	946	944
7	944	943	945	943	944	944	946	947	953	951	948	945	945	947	949	943	953	957	962	952	950	954	952	950	949
8	948	945	943	947	947	954	948	944	957	958	951	952	953	948	951	957	946	958	948	952	952	966	953	950	951
9	942	942	945	948	934	952	948	944	946	949	952	951	949	941	948	947	949	958	958	953	949	948	944	948	948
10	948	947	948	948	947	939	942	942	942	942	950	940	951	953	936	953	945	951	959	948	944	948	952	953	947
11	941	942	936	945	944	949	943	942	946	947	951	944	949	950	952	961	959	963	954	955	961	962	946	952	950
12	937	952	953	951	949	944	944	943	946	948	948	937	946	942	946	944	955	950	948	948	950	952	943	946	947
13	948	942	944	944	945	945	947	945	944	943	943	939	942	944	944	945	948	952	948	958	947	943	938	944	945
14	943	944	942	944	948	945	944	945	953	953	943	941	941	939	940	941	953	952	949	948	950	945	945	946	946
15	944	946	948	947	951	953	949	950	958	953	952	947	945	943	944	950	952	952	952	952	952	951	948	948	950
16	948	948	950	950	952	953	954	946	967	965	949	947	939	941	941	950	952	958	955	954	953	953	950	951	951
17	945	944	947	951	953	954	953	950	958	973	972	963	957	955	956	960	963	962	961	967	963	960	961	959	958
18	957	955	956	962	963	965	964	959	967	967	966	963	961	956	950	959	964	965	964	962	960	962	968	958	961
19	954	956	957	956	959	960	959	962	969	967	969	958	955	951	950	957	959	960	957	962	956	955	953	952	958
20	952	950	953	953	956	956	965	960	963	968	962	957	957	954	949	955	959	960	968	949	962	964	972	960	958
21	953	952	952	946	947	954	954	959	962	967	958	957	958	948	944	957	958	957	958	956	955	955	953	952	955
22	953	951	952	955	950	950	942	953	955	961	962	961	953	950	948	948	961	958	952	958	947	953	951	950	953
23	949	949	940	949	952	953	952	952	957	963	956	958	953	945	955	954	954	956	952	955	952	950	954	950	952
24	948	946	948	950	947	948	949	947	953	954	955	943	942	948	948	952	952	953	951	951	951	952	951	948	950
25	948	949	950	944	954	950	951	953	956	954	950	946	950	947	945	951	957	953	951	952	950	950	948	938	950
26	941	938	938	942	942	940	940	939	943	947	947	941	942	942	938	948	942	946	940	945	945	942	942	941	942
27	941	944	941	948	949	953	948	945	950	949	951	947	943	947	942	945	952	951	950	952	949	948	948	944	947
28	942	947	945	945	949	948	948	947	953	953	947	944	942	942	943	953	959	961	956	955	956	952	951	952	950
29	950	952	950	948	952	952	951	956	961	956	956	952	942	945	944	950	957	957	950	952	950	950	947	948	951
30	948	948	947	952	952	952	952	951	959	960	954	945	945	944	948	952	957	954	950	948	952	947	947	958	951
MEANS	947	947	947	948	950	951	950	950	955	956	954	949	948	946	946	951	954	956	954	953	952	952	950	950	951

TABLE 41

EARTH-CURRENT POTENTIALS AT WATHEROO MAGNETIC OBSERVATORY

JUNE 1932 EXPRESSED IN TENTHS OF MILLIVOLTS — VALUES NEGATIVE EXCEPT AS INDICATED JUNE 1932

(THE TABULAR VALUES ARE AVERAGES FOR SUCCESSIVE PERIODS OF ONE HOUR AS INDICATED 120° EAST MERIDIAN MEAN TIME)

COMPONENT EASTWARD LINE OR LENGTH IN KMS 9.90 DIRECTION TRUE E

DAY	0-1	1-2	2-3	3-4	4-5	5-6	6-7	7-8	8-9	9-10	10-11	11-12	12-13	13-14	14-15	15-16	16-17	17-18	18-19	19-20	20-21	21-22	22-23	23-24	MEAN
1	98	100	88	103	77	89	95	93	94	89	81	89	93	90	89	92	86	77	78	85	88	87	84	89	...
2	91	95	89	88	89	94	94	97	102	94	85	...	...	...	...	...	...	...	...	...	...	...	...	...	...
3	...	...	...	...	...	...	...	...	...	...	...	...	...	...	...	...	...	...	...	...	...	...	...	...	...
4	...	...	...	...	...	...	...	...	...	...	...	...	...	...	...	...	...	82	73	79	78	66	74	77	...
5	83	84	84	81	84	80	82	90	83	84	85	74	76	74	78	80	77	74	62	63	73	74	76	75	78
6	79	81	89	77	78	79	82	90	84	81	82	83	84	85	72	80	73	70	63	60	62	64	72	73	77
7	84	83	87	79	81	85	79	75	77	81	84	115	98	90	100	86	77	55	85	62	72	72	76	78	82
8	87	80	113	91	95	85	93	103	89	108	102	86	77	92	93	106	64	106	83	80	60	88	93	49	88
9	89	85	90	97	128	89	73	92	88	82	50	104	77	77	83	91	69	82	80	73	67	102	108	111	87
10	102	113	125	102	109	115	120	110	102	93	80	63	37	72	94	74	91	74	75	79	77	83	84	73	90
11	80	77	94	92	110	77	64	103	91	89	85	86	77	72	81	103	79	36	95	84	81	92	75	76	83
12	119	75	94	92	94	99	101	99	79	68	73	82	79	84	88	78	89	92	88	82	74	71	89	73	86
13	72	80	83	88	86	88	93	102	74	83	76	78	73	78	82	62	70	82	63	83	58	81	102	74	80
14	78	78	85	79	89	87	95	98	86	82	83	79	76	75	75	68	69	75	96	89	94	88	83	86	83
15	83	80	84	98	89	80	87	95	90	87	88	92	79	84	71	79	84	92	78	80	84	84	86	87	85
16	86	85	86	82	86	87	90	84	89	86	86	88	79	80	79	74	83	83	78	80	82	85	84	88	84
17	90	97	92	89	89	81	87	97	96	100	98	87	83	79	78	87	88	80	68	81	92	96	92	97	88
18	97	102	92	90	88	89	94	106	110	104	92	76	97	69	83	85	80	82	72	72	81	80	80	97	88
19	99	98	102	96	96	96	94	84	83	78	88	82	104	94	93	87	87	82	72	68	78	83	84	90	88
20	96	98	95	94	93	93	94	87	89	85	82	96	99	90	84	96	101	77	43	108	54	73	56	67	85
21	85	98	87	91	95	98	105	100	93	91	98	89	99	96	94	100	107	99	83	78	77	78	81	80	92
22	86	83	103	92	96	83	99	110	94	85	73	67	68	53	79	97	82	92	91	89	96	81	84	88	86
23	84	89	131	88	84	88	90	96	76	91	91	79	85	78	67	84	94	88	91	82	99	78	76	85	87
24	86	88	93	95	94	96	97	97	90	84	80	86	80	86	89	92	94	89	85	86	80	78	81	80	88
25	89	80	80	98	78	93	94	93	81	84	82	78	79	78	87	92	96	92	93	89	87	84	91	82	87
26	71	64	94	82	84	87	98	97	81	88	83	83	75	66	87	75	81	96	82	84	88	92	82	78	83
27	78	85	89	92	84	94	101	98	97	85	82	60	72	78	77	80	84	91	86	81	83	84	83	87	85
28	83	84	85	86	84	88	91	94	97	96	94	74	82	71	69	81	97	92	93	89	96	100	95	96	88
29	93	92	95	96	102	101	107	102	97	93	96	90	82	85	84	99	87	89	88	88	94	95	97	96	94
30	97	97	99	97	96	96	95	104	103	100	94	92	73	84	92	96	95	94	87	84	77	92	103	97	94
MEANS	88	87	94	90	92	90	92	96	89	88	85	83	80	80	83	86	84	83	80	80	80	84	85	83	86

TABLE 42

EARTH-CURRENT POTENTIALS AT WATHEROO MAGNETIC OBSERVATORY

JULY 1932 EXPRESSED IN TENTHS OF MILLIVOLTS — VALUES NEGATIVE EXCEPT AS INDICATED JULY 1932

(THE TABULAR VALUES ARE AVERAGES FOR SUCCESSIVE PERIODS OF ONE HOUR AS INDICATED 120° EAST MERIDIAN MEAN TIME)

COMPONENT NORTHWARD LINE OP LENGTH IN KMS 2.012 DIRECTION TRUE N

DAY	0-1	1-2	2-3	3-4	4-5	5-6	6-7	7-8	8-9	9-10	10-11	11-12	12-13	13-14	14-15	15-16	16-17	17-18	18-19	19-20	20-21	21-22	22-23	23-24	MEAN
1	960	962	961	961	964	961	963	965	974	972	969	958	953	949	947	957	967	966	962	962	964	962	961	955	962
2	959	960	959	962	962	962	961	961	968	968	962	952	948	957	952	959	965	964	961	961	961	960	958	959	960
3	959	957	959	958	960	961	960	965	970	967	963	960	950	944	946	952	962	961	960	960	959	959	953	958	958
4	953	953	955	957	958	959	960	956	960	967	961	959	958	951	949	952	958	959	957	958	958	957	958	953	957
5	940	934	938	944	947	945	946	946	957	962	948	965	960	948	943	949	952	947	944	942	939	938	934	926	946
6	923	923	931	923	919	923	923	922	932	940	933	936	916	932	922	935	960	932	941	942	938	948	947	928	932
7	938	936	935	942	935	942	938	927	951	962	946	945	932	935	941	932	940	951	932	933	938	933	934	935	938
8	928	929	929	922	928	928	927	930	932	936	939	923	925	921	918	923	913	922	905	907	902	904	901	893	920
9	870	902	883	882	888	884	882	885	893	892	896	886	889	884	876	886	895	908	888	892	891	895	892	893	889
10	893	901	898	898	897	901	897	902	908	907	901	912	906	905	907	908	908	912	902	907	909	904	905	907	904
11	900	899	909	899	901	900	904	902	910	909	908	908	901	900	901	908	910	914	910	914	914	913	911	914	907
12	910	910	910	911	910	910	910	909	913	920	915	909	903	911	911	923	929	931	921	922	929	919	918	919	916
13	920	920	920	917	927	920	917	917	922	923	916	913	912	912	908	918	923	922	921	918	917	918	914	913	918
14	...	...	...	...	...	...	...	...	912	918	918	908	900	906	913	916	...	...	927	923	921	918	920	914	...
15	909	909	908	908	910	908	912	907	912	912	903	898	901	898	898	898	900	896	895	899	898	897	901	893	903
16	894	890	893	892	894	896	893	902	904	908	904	895	892	887	892	898	893	912	910	908	919	940	881	888	899
17	898	891	898	897	892	900	913	901	912	891	902	907	896	880	888	902	908	909	907	913	916	908	908	911	902
18	913	915	917	918	923	922	924	925	931	940	931	930	922	920	...	...	...	...	...	...	...	...	...	...	...
19	...	...	...	...	...	...	...	...	...	...	...	...	818	823	827	828	842	845	848	848	852	858	858	863	...
20	862	860	862	868	873	867	873	880	889	887	891	884	879	...	...	...	...	...	...	849	852	856	856	860	...
21	854	858	860	860	863	865	865	865	881	876	876	868	863	865	866	868	873	876	873	873	878	873	872	864	868
22	864	858	858	861	858	858	863	863	867	869	865	860	856	857	857	855	858	859	859	857	859	859	857	858	860
23	856	856	848	856	852	857	858	859	863	862	858	857	856	861	860	859	862	862	855	858	857	857	858	859	858
24	861	860	858	862	859	858	858	860	867	873	866	861	858	857	858	857	857	863	862	858	860	857	854	857	860
25	857	860	843	864	858	853	855	855	856	863	866	859	855	849	844	847	859	858	852	849	847	848	850	848	854
26	846	846	845	843	846	845	845	844	853	850	850	843	833	845	836	840	837	838	833	835	832	833	833	833	841
27	830	829	824	827	828	827	824	828	833	829	825	821	819	815	815	821	826	830	820	821	821	819	819	818	824
28	812	813	811	810	811	811	810	811	813	814	811	800	800	795	797	801	807	807	802	800	800	800	800	798	806
29	797	796	793	792	792	794	793	797	802	801	794	789	780	771	777	781	783	788	784	781	781	779	779	778	788
30	775	776	775	776	772	773	773	774	782	779	772	762	760	758	759	760	768	769	765	764	763	762	764	760	768
31	755	757	753	756	750	759	755	756	762	766	758	748	742	740	740	748	746	751	746	749	751	748	735	741	750
MEANS	884	885	884	884	884	885	885	886	892	893	889	885	880	879	878	883	887	889	884	885	885	885	881	880	885

TABLE 43

EARTH-CURRENT POTENTIALS AT WATHEROO MAGNETIC OBSERVATORY

JULY 1932 — EXPRESSED IN TENTHS OF MILLIVOLTS — VALUES NEGATIVE EXCEPT AS INDICATED — JULY 1932

(THE TABULAR VALUES ARE AVERAGES FOR SUCCESSIVE PERIODS OF ONE HOUR AS INDICATED 120° EAST MERIDIAN MEAN TIME)

COMPONENT EASTWARD LINE OR LENGTH IN KMS 9.90 DIRECTION TRUE E

DAY	0-1	1-2	2-3	3-4	4-5	5-6	6-7	7-8	8-9	9-10	10-11	11-12	12-13	13-14	14-15	15-16	16-17	17-18	18-19	19-20	20-21	21-22	22-23	23-24	MEAN
1	92	98	96	106	107	104	103	101	97	102	93	93	89	88	98	93	93	97	91	89	92	97	99	104	97
2	104	106	106	112	106	98	103	105	110	110	108	114	107	87	83	80	91	93	92	89	88	94	98	100	99
3	103	102	105	100	103	103	98	105	103	101	99	97	97	109	102	90	88	100	92	89	92	95	102	100	99
4	103	107	109	105	107	103	101	105	104	105	105	109	93	96	93	96	107	111	104	96	96	89	84	89	101
5	108	107	118	106	103	117	103	102	122	89	...	...	...	...	118	102	102	98	96	83	89	93	90	109	...
6	105	108	77	100	99	119	97	128	109	96	105	96	106	93	69	93	84	141	82	107	96	80	118	116	101
7	113	117	135	115	113	114	110	117	108	109	108	85	102	112	91	123	86	130	91	96	92	98	95	98	107
8	106	123	106	111	113	110	117	111	117	101	116	123	115	101	105	109	105	93	97	109	106	86	93	91	107
9	133	97	103	116	112	110	127	120	103	101	106	98	90	112	112	111	95	104	118	98	103	90	99	106	107
10	111	115	116	109	117	117	129	118	106	103	103	106	92	76	118	120	108	96	113	107	102	104	111	93	108
11	106	122	110	113	113	120	116	124	117	117	106	114	107	101	100	107	116	121	109	104	97	102	103	110	111
12	117	113	108	112	114	117	122	126	122	116	115	104	95	93	95	100	107	108	124	99	105	108	109	112	110
13	112	108	108	120	127	113	115	123	120	121	116	100	100	88	95	116	111	112	108	109	110	110	110	110	111
14	...	...	...	...	...	...	...	...	...	104	104	119	116	105	96	102	...	139	117	113	113	115	111	108	...
15	115	112	108	112	109	114	118	121	121	122	122	106	100	106	97	94	99	96	98	94	99	104	108	111	108
16	114	111	106	106	106	107	127	123	121	116	113	134	114	97	79	67	114	96	123	86	33	31	156	131	105
17	111	119	115	111	128	114	108	106	88	114	102	96	87	115	118	104	104	92	96	92	116	96	108	110	106
18	113	109	111	112	112	108	107	115	116	117	104	102	113	113	...	178	152	152	136	128	127	124	137	124	...
19	134	158	129	124	124	126	126	133	124	120	123	121	113	113	111	113	106	112	104	103	99	104	107	117	118
20	118	114	125	116	115	112	114	107	115	103	107	108	107	106	107	112	117	102	97	96	95	98	95	102	108
21	113	107	116	117	116	110	114	115	108	96	100	104	112	102	102	110	112	101	97	90	94	89	93	96	105
22	111	108	112	115	116	128	105	107	91	97	96	107	103	100	108	108	105	104	98	103	99	96	97	96	105
23	95	98	115	98	105	94	119	107	114	89	87	89	101	99	105	94	108	107	107	102	97	98	90	91	100
24	102	108	113	117	120	121	122	120	117	89	92	109	105	98	99	108	117	119	112	111	104	105	105	103	109
25	103	106	131	132	120	111	117	125	127	103	103	91	96	95	109	114	115	116	110	107	104	105	107	106	110
26	105	112	114	115	119	113	121	119	112	97	85	113	113	98	105	98	91	104	95	97	95	103	96	87	104
27	109	93	105	104	109	109	112	115	106	103	101	94	91	93	87	86	95	104	92	92	103	99	92	92	99
28	103	96	97	99	100	104	110	108	98	97	99	105	94	92	92	96	94	96	95	88	97	104	100	97	98
29	96	95	103	102	101	102	109	109	102	100	95	89	97	101	99	93	94	108	98	95	95	98	97	95	99
30	97	112	99	100	103	106	109	105	94	102	99	97	104	97	92	101	92	94	100	95	96	93	97	91	99
31	99	103	104	99	104	107	98	114	96	96	88	92	114	95	75	76	83	91	72	77	100	105	94	109	96
MEANS	108	110	110	110	111	111	113	115	108	104	103	103	102	99	98	100	101	105	100	97	96	95	102	102	104

TABLE 44

EARTH-CURRENT POTENTIALS AT WATHEROO MAGNETIC OBSERVATORY

AUGUST 1932 — EXPRESSED IN TENTHS OF MILLIVOLTS — VALUES POSITIVE EXCEPT AS INDICATED — AUGUST 1932

(THE TABULAR VALUES ARE AVERAGES FOR SUCCESSIVE PERIODS OF ONE HOUR AS INDICATED 120° EAST MERIDIAN MEAN TIME)

COMPONENT NORTHWARD LINE OQ LENGTH IN KMS 3.425 DIRECTION TRUE N

DAY	0-1	1-2	2-3	3-4	4-5	5-6	6-7	7-8	8-9	9-10	10-11	11-12	12-13	13-14	14-15	15-16	16-17	17-18	18-19	19-20	20-21	21-22	22-23	23-24	MEAN
1	178	168	170	166	164	158	156	151	140	148	149	...	...	...	...	164	163	145	133	140	140	137	138	141	...
2	128	133	147	144	111	126	131	94	100	107	108	124	133	133	139	118	118	114	117	116	105	110	104	103	119
3	108	99	149	89	97	153	84	88	107	94	100	105	126	142	157	107	149	111	105	107	126	129	126	126	116
4	143	124	123	127	142	128	138	114	81	96	93	113	120	136	129	122	84	108	91	55	87	88	77	80	108
5	79	92	91	89	87	83	80	78	69	66	72	96	116	124	117	100	95	23	108	78	76	76	82	81	86
6	75	82	85	87	86	86	84	75	71	72	71	86	109	108	109	106	103	90	101	100	103	98	103	101	91
7	96	98	88	84	87	85	98	74	106	89	81	86	90	87	87	75	67	66	70	68	67	71	66	78	82
8	76	73	67	71	63	53	64	64	52	49	62	83	86	95	110	...	...	84	86	85	82	78	72	72	...
9	64	73	83	76	76	76	68	70	74	65	67	86	94	104	105	103	106	79	88	107	94	97	101	99	86
10	100	100	100	101	100	103	102	98	86	88	92	96	104	104	108	102	95	87	84	94	92	92	89	90	96
11	90	91	93	89	88	88	89	85	81	79	95	106	109	102	103	103	101	98	99	100	100	94	102	102	95
12	101	99	97	98	98	96	93	103	92	96	101	113	105	109	118	115	106	88	99	101	98	104	105	87	101
13	119	117	115	114	106	105	106	111	90	98	108	112	113	126	122	90	90	96	97	94	96	96	86	107	105
14	99	111	102	93	101	104	110	84	83	86	110	110	121	111	108	105	103	93	105	103	99	101	104	111	102
15	110	111	109	106	104	104	103	96	92	89	98	109	112	113	119	113	103	96	99	101	95	94	97	105	103
16	112	111	112	115	110	103	105	92	86	86	96	109	114	119	115	116	104	102	107	106	107	108	98	99	106
17	100	100	104	95	97	95	94	78	69	64	72	78	92	104	101	95	83	75	78	76	79	78	80	82	86
18	82	82	93	81	88	86	88	76	72	76	72	74	94	105	110	101	85	83	84	82	84	86	87	88	86
19	91	94	91	95	96	98	97	94	72	71	81	91	104	108	107	102	94	88	89	89	86	87	86	89	92
20	96	100	102	102	103	104	100	95	74	81	88	92	104	114	109	100	92	93	89	91	92	88	91	95	96
21	96	99	92	92	102	97	96	90	76	80	90	96	115	115	96	99	95	90	93	92	76	95	90	83	94
22	100	94	99	100	113	100	105	108	75	76	84	99	111	115	117	119	100	89	95	85	98	107	95	85	99
23	80	93	124	95	107	107	108	98	109	77	88	98	112	108	117	127	...	...	...	...	91	81	68	71	...
24	95	88	86	82	85	88	90	82	72	67	77	84	93	101	97	88	76	73	76	75	76	76	75	74	82
25	73	71	70	76	75	79	87	67	66	61	68	82	101	106	103	82	69	63	61	63	66	63	70	75	75
26	71	76	74	74	76	81	82	71	66	64	71	79	98	84	93	88	71	67	72	72	66	64	54	70	74
27	65	76	74	69	73	66	76	58	49	55	66	84	100	98	97	82	60	63	59	51	55	47	59	68	69
28	106	138	79	107	104	82	141	83	92	103	128	75	119	101	98	94	83	25	109	100	97	89	86	97	97
29	88	96	131	118	110	104	101	127	75	71	97	107	122	120	118	80	103	64	80	105	100	87	109	117	101
30	139	124	106	123	113	107	113	99	92	106	123	114	126	121	125	120	75	99	78	50	95	88	99	105	106
31	64	102	111	96	120	99	101	92	71	72	67	94	109	108	105	92	96	64	86	80	82	83	87	95	91
MEANS	96	99	100	97	98	97	99	89	80	81	88	96	109	111	111	101	93	82	90	87	89	89	90	93	94

TABLE 45

EARTH-CURRENT POTENTIALS AT WATHEROO MAGNETIC OBSERVATORY

AUGUST 1932 — EXPRESSED IN TENTHS OF MILLIVOLTS — VALUES NEGATIVE EXCEPT AS INDICATED — AUGUST 1932

(THE TABULAR VALUES ARE AVERAGES FOR SUCCESSIVE PERIODS OF ONE HOUR AS INDICATED 120° EAST MERIDIAN MEAN TIME)

COMPONENT EASTWARD LINE OR LENGTH IN KMS 9.90 DIRECTION TRUE E

DAY	0-1	1-2	2-3	3-4	4-5	5-6	6-7	7-8	8-9	9-10	10-11	11-12	12-13	13-14	14-15	15-16	16-17	17-18	18-19	19-20	20-21	21-22	22-23	23-24	MEAN
1	89	110	111	104	116	105	116	115	98	...	...	...	...	...	...	81	86	89	88	82	86	72	93	91	...
2	85	89	96	108	88	88	97	104	113	81	96	95	93	76	33	112	90	87	80	57	74	77	94	110	88
3	102	81	182	94	95	113	101	85	96	91	92	91	85	94	65	40	111	72	76	27	100	103	97	102	91
4	116	125	86	89	106	111	106	73	89	83	82	76	80	109	108	115	74	98	105	95	84	86	82	89	94
5	136	91	98	101	97	102	96	102	100	90	94	90	78	76	100	111	95	24	114	105	95	90	86	91	94
6	91	99	100	99	99	105	88	92	83	96	81	73	105	103	110	102	99	96	90	92	94	84	100	103	95
7	96	96	100	102	101	100	103	105	92	88	85	92	95	100	108	121	107	111	104	96	90	86	78	85	98
8	94	101	102	111	110	107	102	115	100	95	83	86	84	88	107	...	...	107	98	91	87	79	94	85	...
9	89	91	119	92	102	103	115	114	105	91	94	96	74	88	93	76	93	116	104	107	107	108	103	102	99
10	104	105	110	110	114	118	116	116	111	102	98	96	92	94	101	108	106	115	113	110	102	104	104	103	106
11	105	98	108	110	112	113	116	118	101	103	107	111	100	81	90	100	99	103	107	104	102	104	100	99	104
12	102	103	109	113	112	117	104	94	106	121	83	95	88	88	99	106	109	103	107	103	86	84	97	77	100
13	104	108	108	113	105	106	116	111	117	117	110	114	104	92	92	13	118	115	103	94	105	104	93	107	103
14	100	127	114	95	104	102	106	122	117	103	114	110	108	93	76	103	98	78	107	103	92	99	110	108	104
15	108	109	104	101	103	106	113	108	114	108	107	106	104	96	100	102	101	99	96	80	91	85	96	103	102
16	118	110	111	115	106	110	108	101	106	106	113	117	110	100	98	101	101	94	90	85	88	94	113	117	105
17	119	120	118	121	120	118	122	124	115	113	116	109	112	113	109	113	109	118	112	102	102	103	101	107	113
18	116	115	112	115	117	110	115	110	108	112	115	104	105	102	112	116	114	108	104	103	103	102	108	112	110
19	111	121	118	118	121	118	123	122	113	107	104	108	116	110	111	104	103	113	105	101	101	92	92	99	110
20	109	114	116	118	121	122	116	117	107	105	106	98	108	107	105	109	111	115	107	99	99	101	105	106	109
21	106	117	122	114	126	122	123	107	114	90	88	93	101	87	86	124	116	112	105	92	82	90	96	95	104
22	111	133	128	112	117	121	114	120	111	101	100	106	99	108	108	116	112	120	104	95	105	97	85	99	109
23	85	121	123	116	109	113	112	128	112	111	91	105	106	83	130	101	...	...	...	...	112	109	117	100	...
24	120	121	129	128	129	132	129	131	136	133	122	113	108	116	109	125	123	122	122	122	117	116	115	118	122
25	119	118	122	121	128	129	140	139	121	118	117	111	101	117	125	126	123	128	128	124	116	111	118	133	122
26	122	125	125	127	129	141	130	131	128	129	125	118	109	99	107	117	114	125	125	123	124	116	117	122	122
27	120	133	126	129	128	133	135	135	132	126	120	125	119	127	111	79	84	99	132	134	124	105	106	69	118
28	112	143	118	108	102	111	155	102	102	29	120	132	111	36	85	113	56	94	115	148	124	113	137	130	108
29	53	155	97	96	105	114	112	110	127	136	108	111	76	98	134	63	89	88	74	109	150	104	61	110	103
30	129	126	103	101	95	87	89	102	98	92	88	132	114	75	80	92	125	94	109	123	98	76	113	157	104
31	107	94	125	110	125	119	115	91	103	122	118	122	107	112	114	100	106	101	101	108	114	114	104	129	111
MEANS	108	113	114	109	111	113	114	110	110	103	104	105	100	96	99	100	103	102	100	102	102	98	100	106	105

TABLE 46

EARTH-CURRENT POTENTIALS AT WATHEROO MAGNETIC OBSERVATORY

SEPTEMBER 1932 EXPRESSED IN TENTHS OF MILLIVOLTS — VALUES POSITIVE EXCEPT AS INDICATED SEPTEMBER 1932

(THE TABULAR VALUES ARE AVERAGES FOR SUCCESSIVE PERIODS OF ONE HOUR AS INDICATED 120° EAST MERIDIAN MEAN TIME)

COMPONENT NORTHWARD LINE OQ LENGTH IN KMS 3.425 DIRECTION TRUE N.

DAY	0-1	1-2	2-3	3-4	4-5	5-6	6-7	7-8	8-9	9-10	10-11	11-12	12-13	13-14	14-15	15-16	16-17	17-18	18-19	19-20	20-21	21-22	22-23	23-24	MEAN
1	85	96	104	104	96	101	94	78	74	69	74	87	110	108	106	103	86	86	86	87	86	48	83	100	90
2	90	108	106	102	97	96	88	95	87	58	77	93	98	111	114	105	94	83	79	84	74	70	78	91	91
3	97	92	99	95	93	104	93	83	76	74	80	85	97	104	113	115	86	76	78	78	77	75	73	76	88
4	82	95	103	97	95	95	95	86	73	66	74	92	99	108	111	107	88	75	76	79	77	75	76	77	88
5	82	92	77	88	92	98	95	84	64	65	73	87	98	106	112	106	88	74	82	85	71	84	76	83	86
6	81	93	96	94	93	92	95	87	74	70	82	96	118	131	135	96	106	87	89	92	56	4	100	87	89
7	94	136	91	135	86	129	81	93	99	96	96	104	119	105	106	104	100	77	102	97	95	90	90	93	101
8	91	90	98	93	86	106	96	88	75	99	95	108	104	137	99	80	77	78	82	78	76	72	68	75	90
9	75	87	76	69	96	62	55	69	76	72	80	102	82	96	87	90	81	77	74	73	75	74	81	80	79
10	89	72	73	85	97	82	73	66	74	64	78	98	107	101	90	80	77	78	83	80	79	78	82	81	82
11	82	82	79	81	82	86	82	72	67	65	86	106	109	101	90	80	77	78	81	81	81	80	106	99	85
12	101	103	102	99	100	89	76	75	77	84	104	117	123	118	103	98	86	86	88	89	87	90	96	97	95
13	102	98	101	97	95	91	90	67	72	82	103	125	119	115	102	98	91	86	88	89	90	91	94	93	95
14	96	101	103	95	99	94	86	74	86	97	106	130	136	112	111	104	105	92	97	98	98	103	104	107	101
15	113	117	114	109	114	105	97	87	95	102	123	125	128	125	119	104	99	100	101	97	97	87	93	102	106
16	111	115	109	106	107	108	100	88	86	87	108	121	125	129	119	108	95	92	97	100	95	93	98	99	104
17	102	102	102	102	96	94	93	80	74	74	80	105	128	128	122	102	85	82	85	82	84	84	86	86	94
18	91	92	99	97	92	89	92	86	81	81	86	105	123	121	103	95	88	76	85	83	88	82	85	77	92
19	80	106	105	95	102	96	110	84	79	83	88	102	108	122	116	107	95	67	97	87	86	89	75	46	93
20	114	107	98	106	101	113	95	76	70	94	111	114	120	112	121	100	96	97	91	91	90	83	67	94	98
21	108	100	106	103	106	107	96	87	88	91	98	113	121	118	122	96	104	89	89	101	93	92	93	95	101
22	100	109	91	106	94	97	95	96	89	91	106	132	141	116	103	105	94	86	93	82	92	89	95	91	100
23	111	96	102	100	109	116	92	98	88	96	110	125	124	121	114	104	92	71	97	81	83	87	102	118	102
24	75	112	86	134	130	109	89	96	101	99	103	107	126	118	103	104	103	69	69	112	84	86	79	96	100
25	116	116	140	103	105	84	93	99	94	92	112	113	111	106	112	113	68	82	78	96	70	36	156	86	99
26	108	142	125	129	140	110	109	66	92	95	112	122	136	125	119	92	104	83	79	106	109	114	104	109	110
27	107	110	110	115	108	114	95	79	92	102	119	115	135	127	118	97	104	101	83	99	83	101	87	115	105
28	134	117	106	125	94	92	87	86	88	106	121	119	122	127	118	104	99	95	94	99	93	88	87	105	104
29	99	113	108	106	103	102	96	87	97	116	105	117	129	132	120	102	98	91	85	106	100	99	100	106	105
30	104	104	106	114	117	105	92	88	79	95	114	127	134	129	115	98	97	95	91	93	84	105	91	95	103
MEANS	97	103	100	103	101	99	91	83	82	86	97	110	118	117	111	100	92	84	87	90	85	81	90	92	96

TABLE 47

EARTH-CURRENT POTENTIALS AT WATHEROO MAGNETIC OBSERVATORY

SEPTEMBER 1932 EXPRESSED IN TENTHS OF MILLIVOLTS — VALUES NEGATIVE EXCEPT AS INDICATED SEPTEMBER 1932

(THE TABULAR VALUES ARE AVERAGES FOR SUCCESSIVE PERIODS OF ONE HOUR AS INDICATED 120° EAST MERIDIAN MEAN TIME)

COMPONENT EASTWARD LINE OR LENGTH IN KMS 9.90 DIRECTION TRUE E

DAY	0-1	1-2	2-3	3-4	4-5	5-6	6-7	7-8	8-9	9-10	10-11	11-12	12-13	13-14	14-15	15-16	16-17	17-18	18-19	19-20	20-21	21-22	22-23	23-24	MEAN
1	122	117	115	112	120	105	130	126	116	113	108	136	117	84	107	125	115	121	112	105	98	115	84	125	114
2	118	136	119	120	119	116	117	112	117	119	121	105	134	120	106	112	114	112	105	112	82	96	95	117	114
3	122	120	122	122	117	127	118	117	114	120	107	108	98	104	115	134	118	114	108	105	103	98	105	112	114
4	104	122	118	128	121	123	119	107	104	100	104	102	95	101	114	123	124	123	113	105	102	97	112	107	111
5	113	138	120	117	115	118	128	118	108	109	107	113	106	97	103	121	119	110	106	108	102	107	95	172	115
6	81	112	122	128	128	124	129	123	117	104	117	156	115	83	86	83	132	126	104	55	18	83	100	171	108
7	56	132	108	146	134	138	123	115	121	102	107	109	104	96	105	114	115	112	125	124	116	103	106	112	114
8	109	118	137	122	119	122	138	131	137	113	65	39	152	108	110	112	132	130	131	127	134	133	126	118	119
9	113	168	110	122	138	122	134	125	130	123	78	124	113	115	118	120	127	123	122	126	125	124	118	144	123
10	130	117	117	126	145	128	127	126	127	129	120	132	121	117	115	106	102	122	122	122	123	134	126	123	123
11	128	119	123	123	122	127	130	131	128	116	133	134	114	126	122	117	112	112	116	118	126	122	114	120	122
12	125	121	122	122	124	126	119	124	122	116	128	118	124	126	114	115	116	113	118	116	118	120	125	122	121
13	128	127	127	124	123	115	123	116	113	132	145	126	143	133	138	120	126	123	115	117	122	126	137	131	126
14	136	134	139	124	129	124	128	126	121	125	144	145	138	128	129	123	123	122	118	115	113	117	119	124	127
15	135	138	131	118	129	132	126	138	124	127	133	138	138	134	117	118	122	116	119	106	98	116	117	126	125
16	129	128	137	134	132	128	125	117	126	129	135	129	128	121	122	124	114	118	113	108	106	116	124	124	124
17	130	140	145	152	161	154	149	140	172	178	148	132	132	131	139	130	138	128	128	123	124	129	135	138	141
18	148	150	147	173	160	163	165	145	134	131	136	124	143	142	121	125	124	124	114	136	112	112	122	134	137
19	152	142	148	157	155	144	134	146	118	122	127	114	125	125	107	116	116	113	139	126	127	134	120	142	131
20	152	145	147	156	153	146	177	164	130	97	125	135	126	123	116	127	126	156	139	133	133	116	123	134	137
21	138	139	146	149	152	159	148	132	130	137	126	122	114	128	135	132	135	132	140	132	129	131	132	130	135
22	136	153	134	146	131	140	140	136	130	129	143	127	116	125	132	132	129	106	78	133	142	144	139	129	131
23	164	139	127	143	153	147	136	144	126	128	133	142	142	128	127	121	82	110	126	106	130	133	166	171	134
24	125	200	132	133	154	167	159	141	135	126	130	147	133	78	134	151	146	108	124	118	129	134	145	185	139
25	106	135	156	168	142	147	139	146	142	115	144	160	141	112	126	117	156	114	156	110	138	140	139	139	137
26	140	170	141	123	162	196	164	123	120	122	151	149	114	118	109	153	136	131	139	137	146	145	139	142	136
27	144	143	145	149	138	155	139	118	94	147	160	157	139	133	123	130	133	121	116	142	160	121	122	142	136
28	142	151	144	160	126	129	132	131	132	148	159	147	146	134	115	118	121	124	129	125	131	124	132	145	135
29	141	143	140	141	138	146	153	145	130	154	162	152	144	140	132	122	129	112	109	141	136	136	132	142	138
30	140	146	140	141	154	142	131	122	128	151	160	164	153	143	129	122	118	139	145	120	122	137	137	126	138
MEANS	127	138	132	136	136	134	136	130	125	125	128	130	127	118	119	122	123	120	121	118	118	121	123	135	127

TABLE 48

EARTH-CURRENT POTENTIALS AT WATHEROO MAGNETIC OBSERVATORY

OCTOBER 1932 — EXPRESSED IN TENTHS OF MILLIVOLTS — VALUES POSITIVE EXCEPT AS INDICATED — OCTOBER 1932

(THE TABULAR VALUES ARE AVERAGES FOR SUCCESSIVE PERIODS OF ONE HOUR AS INDICATED 120° EAST MERIDIAN MEAN TIME)

COMPONENT NORTHWARD LINE OQ LENGTH IN KMS 3.425 DIRECTION TRUE N

DAY	0-1	1-2	2-3	3-4	4-5	5-6	6-7	7-8	8-9	9-10	10-11	11-12	12-13	13-14	14-15	15-16	16-17	17-18	18-19	19-20	20-21	21-22	22-23	23-24	MEAN
1	117	121	113	108	109	124	100	92	86	104	111	138	149	142	123	105	96	102	105	112	98	96	100	116	111
2	135	130	109	106	106	104	94	116	117	132	146	158	179	176	158	140	125	124	92	120	101	135	132	140	128
3	135	133	152	142	135	128	128	122	106	112	132	150	160	165	142	125	116	118	122	120	116	103	122	132	130
4	132	132	128	132	132	124	120	126	108	123	130	138	148	143	132	108	95	90	92	102	88	92	90	88	116
5	98	92	94	102	100	98	104	74	62	88	113	125	132	136	120	103	91	90	96	92	88	96	106	97	100
6	96	103	107	100	102	106	109	92	66	93	104	111	136	148	138	110	97	94	103	103	102	100	95	96	105
7	101	103	107	120	108	116	104	90	104	94	113	127	137	142	128	112	98	99	103	106	102	85	90	100	108
8	160	94	...	132	130	133	128	130	120	128	146	162	131	125	133	135	123	127	119	124	124	124	122	125	...
9	120	127	134	112	121	122	117	121	130	128	145	158	160	146	135	117	113	117	118	125	123	121	119	103	126
10	131	135	126	123	124	125	119	108	110	133	127	135	122	84	96	100	95	88	84	83	88	92	96	92	109
11	84	102	95	99	100	90	78	82	89	108	117	132	132	114	112	108	103	98	102	112	112	112	112	114	104
12	118	115	116	125	122	101	91	114	103	112	117	137	150	147	135	108	103	103	105	105	107	108	113	117	116
13	114	118	113	115	121	122	117	112	102	103	143	167	183	177	168	143	123	123	125	140	133	126	132	152	132
14	144	145	140	145	138	133	123	113	125	126	153	174	182	171	152	136	123	125	130	140	146	145	145	153	142
15	155	155	160	155	152	148	146	133	133	149	177	196	202	194	165	142	115	97	145	120	98	138	145	142	148
16	153	195	180	168	155	145	162	150	128	130	143	151	183	175	140	114	119	123	99	122	130	127	141	121	144
17	146	145	151	146	146	142	157	127	135	130	153	160	176	181	171	151	124	136	142	143	127	107	142	153	146
18	151	124	156	152	145	151	135	130	138	135	136	138	152	152	142	128	122	122	120	121	117	113	108	105	133
19	...	...	...	...	...	...	...	...	...	...	149	166	175	162	151	133	122	116	121	121	101	132	126	131	...
20	151	213	143	165	158	149	157	141	142	154	160	178	187	173	167	148	139	133	104	143	114	133	152	130	151
21	112	112	152	153	145	209	164	124	142	151	156	140	141	157	120	133	135	89	158	146	141	133	122	131	140
22	127	135	129	131	130	125	126	127	128	132	146	160	166	163	162	173	202	136	127	112	121	101	102	96	136
23	99	126	114	125	114	104	102	99	105	115	136	152	151	147	129	123	109	87	106	112	96	112	105	83	115
24	162	117	106	144	106	102	105	98	102	118	130	155	157	144	138	125	113	105	107	114	80	139	126	117	121
25	128	126	124	121	127	120	127	126	137	144	160	160	159	149	143	132	116	113	117	117	107	112	123	150	131
26	139	133	128	123	121	111	110	109	119	128	138	158	161	157	142	120	115	114	118	123	115	121	131	127	128
27	125	132	132	128	128	118	112	111	118	138	154	166	164	160	145	133	119	115	103	95	143	118	80	170	130
28	154	143	140	140	132	116	111	113	133	143	154	155	150	149	135	125	117	116	120	123	119	120	122	126	132
29	151	137	128	128	129	117	117	116	119	130	149	157	162	156	141	130	117	114	116	117	117	117	114	124	129
30	128	123	120	128	126	119	127	112	105	126	137	152	158	160	148	125	111	104	105	108	122	115	117	101	124
31	142	133	134	137	130	115	113	115	117	133	132	146	149	145	137	126	128	118	113	98	117	104	119	133	126
MEANS	129	131	129	130	126	124	112	114	114	125	138	151	158	154	140	126	116	110	113	116	118	114	117	121	126

TABLE 49

EARTH-CURRENT POTENTIALS AT WATHEROO MAGNETIC OBSERVATORY

OCTOBER 1932 EXPRESSED IN TENTHS OF MILLIVOLTS — VALUES NEGATIVE EXCEPT AS INDICATED OCTOBER 1932

(THE TABULAR VALUES ARE AVERAGES FOR SUCCESSIVE PERIODS OF ONE HOUR AS INDICATED 120° EAST MERIDIAN MEAN TIME)

COMPONENT EASTWARD LINE OR LENGTH IN KMS 9.90 DIRECTION TRUE E

DAY	0-1	1-2	2-3	3-4	4-5	5-6	6-7	7-8	8-9	9-10	10-11	11-12	12-13	13-14	14-15	15-16	16-17	17-18	18-19	19-20	20-21	21-22	22-23	23-24	MEAN
1	148	155	153	148	142	141	142	128	117	133	142	145	149	144	141	148	128	126	123	127	127	136	133	114	137
2	125	158	168	158	154	154	148	116	115	128	118	131	143	132	125	120	118	108	93	82	110	181	105	128	130
3	147	139	151	138	125	128	130	144	161	173	163	171	138	135	130	121	125	118	117	125	118	127	104	125	136
4	130	135	141	141	141	130	125	114	112	112	125	145	148	161	156	157	143	141	135	146	127	140	155	159	138
5	154	162	160	165	161	161	143	141	164	117	144	153	147	151	158	154	147	142	139	145	138	145	161	144	150
6	148	147	166	163	166	165	158	155	141	144	135	133	141	149	161	151	148	155	160	151	155	147	142	139	151
7	150	146	150	153	158	161	161	140	112	140	149	146	147	152	151	150	147	148	150	151	154	165	190	192	153
8	191	159	150	146	152	151	157	151	144	138	124	140	165	159	145	153	166	158	186	164	141	127	133	136	152
9	161	167	169	142	127	145	154	155	139	148	144	149	139	137	133	124	126	135	128	140	145	149	128	151	143
10	122	145	139	128	137	148	146	158	150	131	168	144	164	157	171	160	158	153	164	166	168	168	201	191	156
11	161	142	156	167	162	166	161	166	159	173	180	180	185	172	170	145	127	133	138	138	142	140	145	145	156
12	144	144	146	154	145	145	141	123	132	153	147	152	158	163	162	136	133	128	136	136	135	142	149	148	144
13	145	158	134	137	135	135	132	116	126	134	146	133	140	145	151	135	124	112	119	120	121	119	144	111	132
14	128	132	125	124	121	122	117	107	106	122	123	133	147	147	135	126	120	121	120	114	111	120	119	127	124
15	136	138	137	128	128	117	119	123	121	102	118	142	152	153	150	102	39	55	72	48	70	166	136	146	116
16	111	211	118	120	125	130	127	132	138	127	132	135	144	102	132	134	171	151	162	112	128	127	162	131	136
17	166	128	132	142	135	135	135	123	121	139	134	132	142	131	141	141	111	122	138	138	119	155	93	126	132
18	172	117	150	118	128	140	125	114	121	126	140	163	158	153	158	146	147	145	145	146	145	146	153	110	140
19	...	...	...	...	...	...	...	...	...	...	138	134	139	112	155	150	138	132	131	121	164	134	141	134	...
20	86	184	239	246	191	155	142	126	131	141	139	131	82	141	141	138	133	132	131	141	113	114	155	140	145
21	158	112	173	202	157	207	193	137	103	72	109	122	111	133	128	132	144	154	148	152	198	150	194	188	149
22	195	192	198	192	186	174	156	153	141	136	147	144	135	106	90	175	178	157	174	187	189	185	154	156	162
23	138	173	158	169	153	163	155	165	165	156	169	162	172	168	162	168	132	110	199	198	144	167	210	115	161
24	182	160	157	165	182	168	162	157	158	162	168	162	150	148	155	159	149	115	150	161	175	164	149	157	159
25	157	165	158	168	172	171	151	136	129	126	135	151	161	158	155	150	144	151	141	147	145	158	162	207	154
26	152	159	157	164	161	159	157	160	152	159	164	162	158	167	171	161	156	153	160	152	150	165	162	160	159
27	169	159	153	154	159	154	154	157	158	166	174	179	169	167	164	155	145	142	120	135	193	145	153	162	158
28	173	168	165	162	162	151	152	145	159	177	177	162	157	173	171	169	160	148	168	206	202	199	199	180	170
29	201	202	183	161	160	197	154	160	189	195	176	186	180	176	172	173	162	151	152	157	164	174	185	190	175
30	186	191	174	175	178	166	177	168	154	162	158	167	163	150	161	133	155	154	115	142	181	174	180	165	164
31	167	174	175	171	173	161	164	149	146	148	158	173	175	170	151	176	174	154	146	156	149	152	159	175	162
MEANS	153	157	158	157	152	153	148	141	139	141	147	151	151	150	150	146	140	136	141	143	145	152	154	151	148

TABLE 50

EARTH-CURRENT POTENTIALS AT WATHEROO MAGNETIC OBSERVATORY

NOVEMBER 1932

EXPRESSED IN TENTHS OF MILLIVOLTS — VALUES POSITIVE EXCEPT AS INDICATED

NOVEMBER 1932

(THE TABULAR VALUES ARE AVERAGES FOR SUCCESSIVE PERIODS OF ONE HOUR AS INDICATED 120° EAST MERIDIAN MEAN TIME)

COMPONENT NORTHWARD LINE OQ LENGTH IN KMS 3.425 DIRECTION TRUE N

DAY	0-1	1-2	2-3	3-4	4-5	5-6	6-7	7-8	8-9	9-10	10-11	11-12	12-13	13-14	14-15	15-16	16-17	17-18	18-19	19-20	20-21	21-22	22-23	23-24	MEAN
1	128	127	125	124	124	124	119	116	118	134	144	159	166	155	128	120	149	117	107	106	118	109	115	125	127
2	127	128	131	144	139	126	125	113	143	134	140	148	157	152	148	139	128	121	106	93	94	103	95	95	126
3	94	98	111	90	90	87	74	88	93	95	104	122	131	125	114	108	90	89	98	96	92	86	90	92	98
4	97	94	102	99	94	85	90	89	84	92	108	121	139	128	113	99	88	97	87	97	95	94	93	90	99
5	96	84	89	107	85	111	100	84	88	103	105	126	121	118	108	102	90	88	95	97	90	94	97	97	99
6	117	94	96	100	90	85	75	89	82	97	116	123	127	124	114	95	93	87	87	93	98	95	97	94	99
7	92	97	96	98	103	83	79	85	99	108	107	123	127	118	107	102	95	93	89	99	92	91	98	122	100
8	107	80	83	93	87	87	85	92	102	112	125	134	142	135	125	122	127	130	134	135	127	131	141	142	116
9	138	141	131	145	128	126	132	137	139	145	141	170	168	150	148	127	134	130	132	134	134	135	136	159	140
10	153	148	149	144	144	128	133	136	147	155	172	175	182	186	166	154	149	145	150	156	160	162	166	166	155
11	171	175	171	165	166	155	140	155	164	192	209	200	202	182	165	159	159	165	163	164	167	164	162	167	170
12	170	171	172	183	161	150	143	151	174	195	206	211	200	197	165	149	156	166	158	164	134	159	164	172	170
13	173	181	178	177	159	147	140	154	168	188	197	200	185	170	156	154	142	139	...	...	...	...	168	168	...
14	175	163	170	143	147	143	126	131	142	160	178	177	184	176	153	138	113	135	131	126	92	127	130	128	145
15	153	162	145	144	136	130	146	128	121	140	150	154	158	151	145	135	134	136	139	130	131	130	141	147	141
16	137	151	138	129	126	124	116	135	131	148	156	176	166	154	142	132	107	108	99	122	115	113	136	98	132
17	114	170	112	138	137	135	125	97	128	135	135	150	146	142	123	119	104	104	114	103	99	84	131	118	124
18	116	112	123	118	114	114	92	112	134	128	132	126	130	122	117	112	100	98	98	101	89	92	83	108	111
19	88	96	101	92	100	92	68	77	92	110	109	117	122	112	93	80	76	73	78	83	68	64	76	83	90
20	87	80	90	79	70	65	49	73	91	86	100	104	102	98	97	58	54	56	61	68	51	67	60	60	75
21	57	60	67	60	54	51	45	52	48	58	81	96	98	96	86	73	70	60	65	71	74	74	71	72	68
22	63	73	65	63	64	65	54	64	58	68	60	50	35	27	26	18	21	16	5	8	5	6	0	12	39
23	23	2	3	0	4	0	-3	3	10	17	20	28	16	7	4	-5	-10	-13	-17	-12	-27	-9	-8	-11	1
24	-13	-15	-17	-17	-25	-28	-18	-8	12	16	21	28	18	3	-13	-26	-27	-25	-25	-26	-22	-16	-17	-25	-11
25	-29	-28	-21	-20	-16	-30	-47	-43	-37	-24	-9	-3	-3	-5	-23	-37	-45	-43	-47	-34	-53	-49	-55	-85	-33
26	-42	-24	-28	-32	-49	-52	-57	-42	-42	-45	-30	-30	-25	-34	-51	-71	-77	-76	-70	-76	-70	-76	-64	-42	-50
27	-46	-57	-49	-48	-57	-74	-82	-68	-71	-56	-45	-34	-37	-65	-76	-86	-91	-87	-90	-87	-98	-83	-85	-72	-68
28	-72	-73	-67	-63	-68	-73	-78	-70	-85	-74	-65	-65	-76	-107	-120	-130	-131	-127	-128	-129	-165	-116	-110	-115	-96
29	-114	-116	-110	-112	-120	-130	-145	-132	-122	-110	-71	-58	-75	-81	-84	-126	-124	-123	-136	-113	-114	-115	-128	-109	-111
30	-111	-102	-109	-100	-111	-120	-120	-124	-119	-101	-78	-72	-78	-85	-108	-120	-123	-133	-118	-118	-110	-114	-112	-110	-108
MEANS	72	72	71	71	66	61	54	59	66	76	87	95	95	86	73	60	56	55	54	57	51	55	59	61	67

TABLE 51

EARTH-CURRENT POTENTIALS AT WATHEROO MAGNETIC OBSERVATORY

NOVEMBER 1932 EXPRESSED IN TENTHS OF MILLIVOLTS — VALUES NEGATIVE EXCEPT AS INDICATED NOVEMBER 1932

(THE TABULAR VALUES ARE AVERAGES FOR SUCCESSIVE PERIODS OF ONE HOUR AS INDICATED 120° EAST MERIDIAN MEAN TIME)

COMPONENT EASTWARD LINE OR LENGTH IN KMS 9.90 DIRECTION TRUE E

DAY	0-1	1-2	2-3	3-4	4-5	5-6	6-7	7-8	8-9	9-10	10-11	11-12	12-13	13-14	14-15	15-16	16-17	17-18	18-19	19-20	20-21	21-22	22-23	23-24	MEAN
1	180	176	177	173	178	184	173	150	144	151	150	145	145	143	151	142	167	153	165	170	175	185	162	166	163
2	171	192	178	190	193	173	152	138	147	152	161	170	184	177	193	185	182	187	173	167	182	217	204	207	178
3	213	220	230	218	222	222	197	193	188	193	193	203	196	208	213	227	180	195	214	207	203	193	198	193	205
4	205	209	218	211	209	208	204	197	198	193	208	212	195	216	205	199	197	200	201	210	201	201	205	194	204
5	213	223	197	196	200	218	197	199	198	198	190	203	196	185	212	209	205	196	204	198	196	205	202	213	202
6	225	207	198	208	217	206	191	213	200	201	208	202	212	208	208	204	204	206	210	208	212	208	213	206	207
7	209	204	205	205	208	217	212	210	211	221	217	218	201	193	204	206	206	209	211	206	203	202	218	225	209
8	235	205	195	207	211	219	235	221	219	219	216	205	182	178	172	171	173	174	176	170	172	166	184	181	195
9	182	192	212	229	215	215	198	180	182	187	185	189	171	173	177	176	186	182	184	182	182	176	176	172	188
10	174	172	165	164	171	169	157	170	175	172	186	188	186	175	163	162	155	157	158	154	159	156	169	165	168
11	161	165	165	159	158	149	152	149	152	177	176	180	175	159	148	147	161	162	160	158	164	160	167	165	161
12	157	169	146	177	147	151	136	137	150	190	204	198	180	170	145	145	152	139	149	150	168	158	147	163	160
13	148	167	162	170	163	157	146	141	154	171	180	190	184	175	180	177	164	168	...	...	...	...	...	173	...
14	185	169	179	167	167	172	147	153	159	178	177	170	185	180	145	166	142	163	187	176	206	140	158	161	168
15	168	192	178	176	179	165	172	172	181	180	175	167	159	163	165	161	150	159	159	157	154	166	165	169	168
16	171	212	188	186	147	150	152	141	139	151	122	155	170	155	139	158	171	157	160	176	157	155	217	155	162
17	167	225	146	167	169	182	159	151	166	166	160	161	176	162	162	155	168	159	162	167	179	156	185	169	167
18	176	176	166	171	178	185	161	147	168	179	157	150	172	170	171	176	151	177	180	167	165	170	150	200	169
19	175	168	185	186	186	186	172	162	167	176	180	190	181	173	173	172	170	158	169	159	169	166	169	184	174
20	179	175	183	178	176	176	160	167	174	175	180	174	168	172	159	172	179	168	175	184	172	174	176	188	174
21	158	172	170	178	178	178	182	187	185	186	189	189	178	179	187	182	179	191	186	196	201	210	204	199	185
22	175	180	186	192	187	196	186	177	182	193	200	212	208	206	210	206	222	232	228	226	226	220	218	221	204
23	248	235	218	220	229	229	231	231	235	235	240	233	228	225	225	227	227	224	229	230	204	228	236	228	229
24	230	225	224	230	230	231	234	232	233	236	240	250	241	240	235	224	226	237	240	240	243	242	235	235	235
25	230	238	235	231	230	233	236	237	236	247	248	245	246	258	254	227	247	241	234	234	229	240	235	264	240
26	247	236	244	232	227	219	235	246	242	252	255	241	246	238	234	222	251	257	245	250	259	255	259	253	244
27	254	259	252	252	248	245	237	231	222	236	247	241	230	231	237	222	224	226	225	227	232	235	235	240	237
28	243	232	228	227	230	225	213	211	238	254	262	265	252	223	220	207	218	230	230	232	210	227	247	250	232
29	268	260	234	237	230	230	218	224	226	242	246	240	224	220	209	198	210	196	195	224	217	210	255	234	227
30	208	222	214	217	207	207	204	194	196	203	214	232	233	218	213	220	218	213	220	228	223	220	226	228	216
MEANS	200	204	197	199	198	198	190	186	190	198	200	201	197	193	191	189	190	191	194	195	195	194	200	201	196

TABLE 52

EARTH-CURRENT POTENTIALS AT WATHEROO MAGNETIC OBSERVATORY

DECEMBER 1932 EXPRESSED IN TENTHS OF MILLIVOLTS — VALUES NEGATIVE EXCEPT AS INDICATED DECEMBER 1932

(THE TABULAR VALUES ARE AVERAGES FOR SUCCESSIVE PERIODS OF ONE HOUR AS INDICATED 120° EAST MERIDIAN MEAN TIME)

COMPONENT NORTHWARD LINE OQ LENGTH IN KMS 3.425 DIRECTION TRUE N

DAY	0-1	1-2	2-3	3-4	4-5	5-6	6-7	7-8	8-9	9-10	10-11	11-12	12-13	13-14	14-15	15-16	16-17	17-18	18-19	19-20	20-21	21-22	22-23	23-24	MEAN
1	112	104	104	118	121	124	120	130	111	106	83	74	70	75	91	105	126	130	130	118	115	121	118	112	109
2	104	123	87	110	109	117	125	130	118	120	89	83	78	79	96	109	118	118	121	113	120	119	123	117	109
3	118	118	114	108	124	128	127	134	127	120	113	100	96	90	101	110	123	137	138	131	124	130	134	134	120
4	133	130	130	133	122	140	157	147	133	125	106	96	108	110	118	128	140	141	135	146	140	136	129	133	130
5	132	125	138	137	138	140	153	150	128	126	117	117	109	105	121	137	147	156	155	138	139	135	137	140	134
6	139	134	132	136	137	142	150	148	142	135	130	120	109	119	134	150	170	170	176	159	165	162	163	162	145
7	156	160	158	155	164	174	158	158	162	160	144	148	148	150	150	154	166	170	172	161	162	160	159	158	159
8	161	160	163	167	167	178	183	172	147	143	135	125	152	144	148	168	177	182	177	195	177	192	147	165	164
9	164	168	163	172	177	212	165	169	153	140	158	150	153	160	172	187	194	178	175	177	175	183	173	187	171
10	167	158	158	170	173	183	190	174	157	149	138	143	144	165	170	181	192	190	180	192	182	194	180	162	170
11	155	153	160	167	178	191	194	188	167	153	140	135	138	148	157	177	188	195	185	193	180	170	172	170	169
12	165	166	167	172	180	180	200	185	171	145	126	117	127	151	171	189	192	191	182	179	180	180	177	177	170
13	170	167	167	168	175	188	197	181	164	153	135	122	121	125	140	158	166	164	167	170	177	177	174	174	162
14	144	168	157	150	172	177	183	158	125	123	113	104	128	136	149	157	170	168	169	204	194	206	174	195	159
15	240	218	185	142	186	182	178	192	177	180	173	151	146	170	190	193	212	197	205	195	185	212	184	177	186
16	178	195	164	185	193	152	175	176	168	173	165	152	154	156	173	185	203	216	198	192	197	186	197	197	180
17	191	210	198	171	163	180	211	188	182	153	158	158	151	150	157	167	177	192	188	200	211	225	220	216	184
18	220	198	180	171	216	218	220	210	202	191	187	178	175	202	200	207	217	214	208	213	200	228	208	206	203
19	210	209	211	200	202	210	213	223	207	190	187	174	177	181	193	208	223	232	230	218	222	241	214	214	208
20	204	209	208	208	202	237	234	224	218	197	180	187	177	191	210	188	177	184	175	173	173	170	171	172	194
21	175	171	173	167	176	176	186	188	174	154	143	139	148	155	162	168	178	177	180	181	178	183	174	172	170
22	173	173	170	175	172	177	180	184	172	161	153	160	157	168	173	181	184	185	177	187	173	175	180	178	174
23	186	174	178	168	185	191	194	188	173	168	157	153	167	176	191	203	212	213	215	210	207	211	211	213	189
24	215	212	217	217	217	222	225	223	216	214	206	200	203	218	236	246	246	248	247	240	237	242	248	245	227
25	247	243	246	247	247	249	253	248	236	227	223	225	229	242	245	261	264	267	283	270	272	265	282	255	251
26	266	265	262	250	259	280	282	269	239	237	224	214	219	244	263	270	270	268	264	258	264	267	263	252	256
27	245	242	239	255	266	275	273	270	267	234	216	230	228	243	256	270	273	273	273	275	276	258	253	258	256
28	252	258	249	250	259	265	273	276	254	231	230	242	256	258	265	283	283	270	273	272	283	292	278	247	262
29	254	266	245	276	275	288	297	284	264	253	244	243	252	266	280	282	279	290	283	279	284	288	274	275	272
30	275	...	...	...	...	...	...	...	255	255	237	230	237	263	277	292	292	298	292	284	295	284	290	281	...
31	283	282	266	292	288	289	287	289	298	291	267	240	260	273	276	298	298	293	296	282	295	288	285	292	284
MEANS	185	185	180	181	188	196	199	195	182	172	161	156	159	168	180	191	199	200	199	197	196	200	193	192	186

TABLE 53

EARTH-CURRENT POTENTIALS AT WATHEROO MAGNETIC OBSERVATORY

DECEMBER 1932 — EXPRESSED IN TENTHS OF MILLIVOLTS — VALUES NEGATIVE EXCEPT AS INDICATED — DECEMBER 1932

(THE TABULAR VALUES ARE AVERAGES FOR SUCCESSIVE PERIODS OF ONE HOUR AS INDICATED 120° EAST MERIDIAN MEAN TIME)

COMPONENT EASTWARD LINE OR LENGTH IN KMS 9.90 DIRECTION TRUE E

DAY	0-1	1-2	2-3	3-4	4-5	5-6	6-7	7-8	8-9	9-10	10-11	11-12	12-13	13-14	14-15	15-16	16-17	17-18	18-19	19-20	20-21	21-22	22-23	23-24	MEAN
1	228	250	235	220	222	210	202	194	179	185	193	222	231	225	226	214	175	203	183	207	207	205	210	209	210
2	239	198	232	196	207	205	197	187	178	183	180	210	222	222	205	210	209	207	208	210	204	199	198	202	204
3	207	215	224	237	203	211	202	187	177	190	184	201	206	210	200	220	215	207	187	198	217	210	206	207	205
4	210	209	208	214	221	208	199	191	204	193	195	210	212	214	209	208	202	210	205	221	197	203	210	218	207
5	210	215	207	206	214	215	210	203	223	217	219	204	201	200	208	212	208	206	209	216	217	216	210	208	211
6	206	210	211	214	213	210	207	212	209	221	226	228	217	211	190	200	210	222	218	231	229	240	227	238	217
7	230	229	234	223	234	225	233	245	248	248	238	222	219	220	232	234	240	240	241	240	237	240	238	241	235
8	240	242	244	244	238	239	236	232	250	260	250	260	216	226	201	249	257	244	237	186	224	235	279	256	239
9	265	230	255	240	250	230	245	237	218	250	228	227	227	233	215	225	224	240	240	247	245	233	270	255	239
10	245	250	249	238	241	247	233	226	235	241	261	267	250	234	257	239	240	223	243	233	250	237	241	267	244
11	255	263	280	256	243	242	228	227	227	260	263	254	254	254	253	247	236	237	243	243	250	250	249	249	248
12	254	254	243	243	247	250	235	233	235	254	270	263	262	250	245	241	248	237	242	252	246	250	253	253	248
13	253	257	254	248	245	244	229	233	249	261	266	267	264	256	258	252	261	246	243	260	247	249	252	235	251
14	285	258	236	256	247	256	239	237	267	276	296	278	278	277	275	276	257	267	248	240	210	246	280	262	260
15	235	236	273	274	236	278	240	225	233	230	235	263	274	275	260	267	243	254	275	275	264	285	269	260	257
16	278	262	295	282	264	253	252	235	219	267	257	266	283	276	283	289	329	374	342	337	314	306	293	284	285
17	323	263	275	294	294	282	247	248	253	268	262	254	266	261	266	258	258	257	254	277	266	264	275	296	269
18	277	295	319	322	275	283	270	277	282	287	277	297	297	280	292	293	292	283	304	294	299	299	294	297	291
19	300	301	299	295	298	307	398	288	291	290	295	303	314	302	303	300	282	303	290	287	280	282	278	296	295
20	307	299	307	322	327	307	297	285	284	295	324	305	295	285	290	280	263	265	282	278	274	275	273	275	291
21	267	270	280	283	282	289	279	265	259	277	293	293	284	275	270	257	266	272	278	276	278	283	267	276	276
22	271	275	280	277	280	280	280	280	278	290	283	280	282	273	264	266	264	272	279	283	282	281	268	265	276
23	265	290	266	277	270	280	279	278	294	299	300	284	284	282	271	274	265	277	268	277	289	287	285	283	280
24	280	279	273	273	275	277	285	297	298	308	303	313	303	283	273	269	271	289	291	295	293	296	285	287	287
25	285	285	284	287	280	283	284	293	306	311	300	304	296	285	298	274	290	270	299	283	287	286	268	307	289
26	293	287	286	282	307	261	293	303	277	290	297	308	298	283	280	273	264	280	292	293	287	282	300	298	288
27	300	298	307	290	255	279	288	273	274	276	306	307	307	287	275	274	284	258	266	288	301	283	298	312	287
28	295	288	294	293	282	283	278	275	292	310	310	304	301	298	285	266	286	290	289	305	288	269	333	296	292
29	323	299	312	297	283	303	290	283	278	294	294	312	307	298	297	295	281	296	298	292	290	310	303	298	297
30	313	307	310	312	313	304	286	286	292	289	292	303	318	306	297	302	300	299	300	304	300	303	292	304	301
31	311	311	344	306	300	304	302	292	259	312	313	321	314	300	284	288	325	317	308	297	308	308	312	314	308
MEANS	266	262	268	264	260	260	253	249	252	262	265	269	267	261	257	256	256	260	260	262	261	262	265	266	261

TABLE 54

EARTH-CURRENT POTENTIALS AT WATHEROO MAGNETIC OBSERVATORY

JANUARY 1933 — EXPRESSED IN TENTHS OF MILLIVOLTS — VALUES NEGATIVE EXCEPT AS INDICATED — JANUARY 1933

(THE TABULAR VALUES ARE AVERAGES FOR SUCCESSIVE PERIODS OF ONE HOUR AS INDICATED 120° EAST MERIDIAN MEAN TIME)

COMPONENT NORTHWARD LINE OQ LENGTH IN KMS 3.425 DIRECTION TRUE N

DAY	0-1	1-2	2-3	3-4	4-5	5-6	6-7	7-8	8-9	9-10	10-11	11-12	12-13	13-14	14-15	15-16	16-17	17-18	18-19	19-20	20-21	21-22	22-23	23-24	MEAN
1	291	285	261	275	287	293	295	293	279	270	275	271	276	283	296	298	295	295	306	289	295	299	303	310	288
2	274	294	284	262	311	308	301	304	295	286	256	268	274	268	285	290	315	299	302	297	293	295	296	296	289
3	295	296	292	303	294	295	290	293	291	289	276	287	280	277	...	597	635	645	653	657	679	692	680	695	...
4	696	699	699	700	703	714	718	712	703	806	796	808	831	832	843	851	854	854	847	854	857	860	864	865	...
5	860	863	868	867	865	876	877	867	857	869	863	860	865	875	874	878	884	886	884	883	884	886	890	884	...
6	885	888	885	885	885	890	897	890	888	874	873	870	869	870	909	913	914	925	932	922	923	914	785	785	...
7	784	784	777	772	788	795	791	773	801	782	788	801	807	829	844	849	847	838	835	834	845	839	842	840	812
8	843	848	824	826	834	845	848	841	823	810	785	797	813	827	847	864	868	856	850	867	865	857	843	848	839
9	852	853	850	847	855	865	867	864	855	840	822	822	828	845	855	862	870	870	867	866	879	864	870	878	856
10	872	862	860	860	867	882	880	875	862	852	842	824	840	857	879	890	903	899	887	890	897	898	893	891	873
11	892	890	884	884	893	903	910	899	887	872	860	852	862	860	883	908	919	911	897	903	907	906	906	899	891
12	896	894	894	893	897	904	909	910	888	872	854	855	875	898	908	922	918	915	919	914	918	920	921	918	900
13	915	913	909	906	917	923	937	935	914	888	886	882	885	896	924	934	931	934	933	937	938	940	939	937	919
14	936	928	932	919	938	946	948	952	936	925	913	915	926	935	950	958	953	956	953	953	958	958	958	955	942
15	956	953	936	942	947	965	974	972	951	935	907	921	922	948	975	972	991	998	984	968	976	976	980	977	959
16	973	973	970	974	979	971	981	991	1010	981	940	957	954	959	988	993	1001	1002	998	1001	1000	992	882	867	...
17	857	860	861	867	869	879	884	878	908	900	893	902	918	926	940	959	975	980	957	968	968	970	978	982	...
18	980	981	979	979	986	994	994	989	990	985	973	974	993	1019	1025	1025	1022	948	912	899	903	907	905	909	...
19	910	906	902	897	914	916	918	923	910	893	870	873	874	903	918	941	938	935	932	928	938	948	975	887	914
20	949	914	923	922	930	940	936	914	918	907	910	905	894	917	928	951	944	943	955	928	943	938	938	940	929
21	933	938	937	939	939	942	944	938	928	913	897	899	907	927	947	964	963	951	953	948	953	947	955	955	938
22	956	956	951	951	948	948	962	948	941	923	923	915	922	936	933	967	973	974	972	967	964	955	961	1009	952
23	967	967	938	912	944	939	968	967	935	932	921	912	935	956	969	976	970	960	958	962	963	973	968	955	952
24	954	948	950	951	959	953	949	957	947	928	924	930	941	948	950	930	934	927	933	952	946	929	921	919	941
25	927	927	908	906	925	928	930	919	913	905	872	874	900	911	922	938	941	931	924	928	938	958	918	938	920
26	921	916	914	921	918	924	925	917	912	895	875	895	905	913	927	927	935	946	920	923	925	947	942	916	919
27	929	911	892	886	925	930	937	935	908	908	866	885	894	910	933	932	932	939	956	918	927	933	945	917	919
28	915	927	913	910	902	920	965	943	935	914	887	898	887	908	937	942	950	953	950	929	939	942	924	911	925
29	945	918	919	913	932	926	928	972	937	920	918	900	905	926	927	945	948	957	950	942	965	947	954	966	936
30	921	928	922	924	918	943	942	940	932	929	920	900	925	931	927	943	968	969	957	943	947	949	956	957	937
31	930	933	933	930	938	930	945	952	940	926	917	916	923	906	920	944	949	945	933	936	947	947	943	935	934
MEANS	861	858	850	848	859	865	871	868	856	843	829	830	838	852	866	877	882	879	876	872	878	878	877	873	862

TABLE 55

EARTH-CURRENT POTENTIALS AT WATHEROO MAGNETIC OBSERVATORY

JANUARY 1933

EXPRESSED IN TENTHS OF MILLIVOLTS — VALUES NEGATIVE EXCEPT AS INDICATED

JANUARY 1933

(THE TABULAR VALUES ARE AVERAGES FOR SUCCESSIVE PERIODS OF ONE HOUR AS INDICATED 120° EAST MERIDIAN MEAN TIME)

COMPONENT EASTWARD LINE OR LENGTH IN KMS 9.90 DIRECTION TRUE E

DAY	0-1	1-2	2-3	3-4	4-5	5-6	6-7	7-8	8-9	9-10	10-11	11-12	12-13	13-14	14-15	15-16	16-17	17-18	18-19	19-20	20-21	21-22	22-23	23-24	MEAN
1	300	303	355	317	321	316	298	297	313	302	302	297	292	323	317	313	308	305	297	320	316	300	306	278	308
2	339	311	327	336	330	303	299	300	283	279	306	324	326	313	310	328	315	319	300	317	317	308	307	305	313
3	307	318	333	316	313	342	322	323	318	314	314	312	313	314	310	322	327	332	330	332	327	333	323	326	322
4	324	323	327	320	338	335	337	338	350	351	353	350	343	332	313	321	337	340	341	340	340	331	346	320	335
5	333	336	333	337	338	342	337	338	352	357	350	345	344	336	340	340	345	345	353	350	349	347	337	339	343
6	335	337	336	336	342	343	347	347	364	364	365	355	360	340	322	362	347	341	296	318	327	357	335	334	342
7	334	340	343	360	344	338	324	334	370	373	367	365	376	340	331	327	331	343	344	343	341	342	347	347	346
8	349	348	327	341	343	351	339	337	347	363	377	377	396	357	337	326	324	340	349	335	353	347	348	347	348
9	347	349	340	342	342	345	343	346	347	344	349	360	355	343	349	351	352	350	359	355	351	361	352	340	349
10	336	357	360	350	357	353	351	340	341	341	354	375	375	370	364	352	340	337	344	350	345	350	357	359	352
11	357	358	353	347	354	353	356	341	349	358	367	377	378	366	349	342	336	331	340	346	343	349	350	355	352
12	357	361	356	353	350	343	330	327	350	358	381	392	382	367	356	345	340	336	337	351	354	354	352	350	353
13	364	360	357	354	342	345	340	337	338	345	354	365	372	366	352	346	354	353	341	345	350	347	348	353	351
14	352	364	346	359	341	342	340	335	346	347	360	369	365	365	360	345	348	339	343	347	345	346	347	349	350
15	349	349	363	353	367	349	351	340	360	338	358	362	345	313	331	321	280	351	358	358	346	351	337	345	345
16	353	357	364	356	348	354	360	344	384	392	338	355	366	356	353	353	328	346	363	354	342	350	344	344	354
17	344	346	364	363	360	365	362	373	342	340	333	343	375	369	368	358	331	354	369	362	353	356	353	352	356
18	354	360	357	365	367	372	364	361	332	342	364	355	351	358	358	357	353	352	355	357	347	348	348	347	355
19	350	350	359	360	362	353	344	346	347	355	350	357	380	365	368	334	373	354	356	365	342	327	312	350	352
20	316	333	360	364	361	358	356	361	351	358	358	330	301	362	373	351	378	372	366	372	362	354	361	350	354
21	363	347	351	350	355	357	366	357	364	378	382	375	378	368	360	343	347	360	358	377	359	353	355	357	361
22	352	359	360	354	360	364	349	356	355	363	367	358	366	363	342	324	363	369	361	364	368	366	369	326	357
23	350	384	336	357	334	372	332	343	340	360	373	394	356	330	345	353	348	369	358	370	368	355	362	359	356
24	357	364	361	383	346	364	347	365	323	345	346	369	381	361	340	316	309	315	310	293	348	336	327	321	343
25	315	307	316	317	309	303	297	306	297	288	317	327	340	328	299	288	298	321	319	313	313	311	337	299	311
26	319	320	323	315	308	305	303	305	297	317	298	341	332	334	322	310	310	309	332	332	306	317	336	327	317
27	307	321	334	331	316	305	301	266	316	297	322	316	315	340	330	318	307	320	325	321	333	324	331	341	318
28	332	358	317	327	315	303	322	287	321	299	290	351	358	338	336	313	305	333	327	338	325	323	305	343	324
29	311	338	342	320	318	327	312	299	328	301	313	336	311	331	333	337	329	322	322	328	317	327	311	330	323
30	334	336	332	337	343	328	328	328	322	295	309	334	359	347	333	337	334	330	337	335	332	329	321	333	331
31	326	331	338	343	337	345	333	318	332	338	333	337	337	347	330	338	342	328	337	327	318	325	320	322	333
MEANS	337	338	340	340	342	340	339	334	334	340	346	352	352	344	339	338	332	335	341	341	344	344	343	338	340

TABLE 56

EARTH-CURRENT POTENTIALS AT WATHEROO MAGNETIC OBSERVATORY

FEBRUARY 1933 — EXPRESSED IN TENTHS OF MILLIVOLTS — VALUES NEGATIVE EXCEPT AS INDICATED — FEBRUARY 1933

(THE TABULAR VALUES ARE AVERAGES FOR SUCCESSIVE PERIODS OF ONE HOUR AS INDICATED 120° EAST MERIDIAN MEAN TIME)

COMPONENT NORTHWARD LINE OQ LENGTH IN KMS 3.425 DIRECTION TRUE N

DAY	0-1	1-2	2-3	3-4	4-5	5-6	6-7	7-8	8-9	9-10	10-11	11-12	12-13	13-14	14-15	15-16	16-17	17-18	18-19	19-20	20-21	21-22	22-23	23-24	MEAN
1	928	927	929	928	925	921	936	938	923	915	918	914	912	911	925	933	938	930	937	937	932	935	942	941	928
2	938	940	934	928	928	941	944	943	924	918	922	914	913	913	929	938	955	953	945	933	961	936	944	946	935
3	957	932	908	917	922	914	925	932	918	909	897	896	900	912	924	933	933	933	940	945	947	947	940	908	924
4	848	877	865	883	902	918	921	905	905	889	882	885	905	907	892	...	...	...	...	844	854	867	877	878	...
5	884	879	881	887	905	907	912	908	862	884	882	888	897	901	917	928	932	929	930	930	936	935	932	930	907
6	930	933	928	930	935	942	950	945	932	918	900	917	925	942	947	957	959	961	955	950	954	957	952	947	940
7	944	945	945	945	943	950	966	962	952	928	912	901	943	944	960	968	962	965	968	959	961	967	969	966	951
8	962	952	958	960	963	967	966	959	948	930	918	923	938	958	966	971	980	983	967	965	969	972	975	971	959
9	971	967	969	966	950	975	983	962	960	954	940	946	961	972	979	987	987	990	990	996	994	994	993	995	974
10	978	972	977	984	981	984	967	968	963	956	946	953	960	969	981	984	979	980	986	989	993	992	989	986	976
11	988	982	983	980	984	976	997	997	986	973	965	961	970	977	982	984	989	990	995	1000	1000	1001	1002	1000	986
12	999	995	989	990	993	1016	1025	1008	998	980	955	949	957	977	998	1007	1003	1003	998	997	1000	1000	1006	1002	994
13	1000	1002	997	997	995	997	1003	1006	1000	992	971	965	988	993	1000	1016	1015	1015	1012	1010	1015	1007	1007	1008	1000
14	1007	1002	995	1000	1003	1010	1017	1011	1015	995	983	990	1007	1020	1044	1063	1079	1077	1073	1070	1076	1077	1080	1076	1032
15	1073	1072	1080	1082	1042	1060	1071	1074	1060	1054	1047	1040	1025	1038	1049	1070	1073	1082	1067	1072	1085	1067	1072	1074	1064
16	1086	1061	1054	1048	1052	1047	1065	1076	1074	1058	1041	1033	1038	1047	1049	1058	1068	1073	1073	1065	1065	1066	1065	1065	1060
17	1065	1063	1056	1049	1046	1050	1056	1063	1065	1056	1038	1017	1017	1033	1046	1055	1067	1072	1069	1066	1065	1065	1065	1065	1054
18	1063	1063	1063	1062	1068	1068	1068	1074	1063	1054	1044	1038	1049	1060	1066	1070	1084	1089	1079	1073	1077	1082	1077	1077	1067
19	1073	1071	1067	1063	1056	1067	1067	1073	1067	1067	1044	1045	1038	1039	1050	1073	1082	1076	1082	1073	1094	1093	1077	1058	1066
20	1050	1042	1017	1057	1048	1067	1067	1032	1039	1057	1028	1042	1049	1055	1073	1080	1081	1087	1083	1075	1111	1050	1065	1090	1060
21	1052	1057	1047	1074	1076	1073	1074	1058	1069	1050	1029	1014	1035	1062	1060	1077	1084	1097	1108	1104	1133	1124	1088	1084	1072
22	1061	1061	1041	1078	1086	1080	1059	1084	1052	1044	1050	1043	1048	1057	1070	1088	1120	1073	1104	1086	1089	1063	1077	1073	1070
23	1078	1050	1068	1087	1076	1080	1073	1070	1097	1093	1077	1067	1088	1096	1073	1098	1112	1093	1103	1090	1095	1130	1100	1100	1087
24	1040	1067	1071	1056	1083	1071	1077	1070	1090	1074	1056	1042	1047	1053	1079	1086	1096	1095	1079	1123	1066	1108	1094	1060	1074
25	1045	1077	1077	1057	1071	1028	1101	1105	1078	1067	1041	1034	1035	1051	1063	1094	1088	1103	1100	1088	1086	1094	1076	1068	1072
26	1070	1083	1055	1092	1080	1067	1090	1077	1088	1076	1029	1046	1040	1047	1069	1075	1078	1093	1095	1101	1081	1093	1080	1094	1075
27	1074	1077	1075	1077	1046	1053	1100	1110	1090	1080	1064	1057	1052	1049	1065	1077	1082	1088	1095	1105	1075	1083	1084	1091	1077
28	1083	1072	1081	1072	1078	1066	1074	1093	1103	1094	1070	1041	1037	1053	1077	1083	1096	1105	1090	1089	1088	1092	1095	1088	1080
MEANS	1015	1013	1001	1014	1012	1014	1023	1022	1015	1006	991	988	995	1005	1016	1028	1034	1035	1034	1033	1035	1034	1031	1028	1018

TABLE 57

EARTH-CURRENT POTENTIALS AT WATHEROO MAGNETIC OBSERVATORY

FEBRUARY 1933 EXPRESSED IN TENTHS OF MILLIVOLTS — VALUES NEGATIVE EXCEPT AS INDICATED FEBRUARY 1933

(THE TABULAR VALUES ARE AVERAGES FOR SUCCESSIVE PERIODS OF ONE HOUR AS INDICATED 120° EAST MERIDIAN MEAN TIME)

COMPONENT EASTWARD LINE OR LENGTH IN KMS 9.90 DIRECTION TRUE E

DAY	0-1	1-2	2-3	3-4	4-5	5-6	6-7	7-8	8-9	9-10	10-11	11-12	12-13	13-14	14-15	15-16	16-17	17-18	18-19	19-20	20-21	21-22	22-23	23-24	MEAN
1	338	327	325	327	333	342	328	332	328	326	330	323	330	322	327	334	359	354	335	343	336	327	328	333	333
2	328	335	350	351	344	353	353	365	343	346	330	311	328	338	343	333	330	344	346	341	304	319	320	344	338
3	303	316	342	331	333	345	337	333	331	337	352	358	350	343	338	335	313	334	350	347	341	334	340	341	337
4	310	327	327	327	328	326	318	330	334	327	340	344	308	316	304	282	290	265	293	303	381	417	411	369	...
5	345	360	358	345	323	324	338	305	287	289	290	308	313	315	299	307	303	306	316	307	315	313	314	315	316
6	312	314	312	312	308	310	308	309	307	310	330	327	328	328	317	317	326	325	326	325	326	323	325	323	319
7	326	319	321	320	325	323	313	326	340	339	352	342	351	359	356	350	355	335	350	353	354	340	353	352	340
8	360	355	345	352	345	348	338	342	342	351	366	372	350	357	355	341	340	349	353	371	373	359	365	360	354
9	362	355	357	356	358	353	344	346	343	352	362	357	349	347	349	360	360	363	364	358	355	350	353	362	355
10	371	369	362	354	357	352	351	348	352	366	361	364	363	364	355	368	365	366	362	365	360	357	361	366	361
11	360	366	364	364	360	365	342	340	344	358	364	370	365	368	366	378	377	375	372	366	361	367	366	366	364
12	373	367	365	363	379	377	364	366	340	356	360	384	396	373	368	359	377	359	368	360	360	355	358	364	366
13	367	370	372	375	372	366	354	345	344	353	379	392	385	369	365	351	350	354	366	366	357	353	355	358	363
14	359	363	365	370	374	374	367	355	358	358	...	...	...	...	428	414	415	417	412	408	415	414	427	419	...
15	427	427	435	418	437	424	422	427	417	409	422	417	424	423	440	433	397	415	419	405	413	407	419	443	422
16	401	400	416	425	426	424	415	415	398	397	422	417	417	425	424	426	427	430	424	425	427	414	416	416	418
17	415	416	418	423	428	425	423	415	407	403	408	419	435	433	423	423	427	426	422	421	416	411	407	413	419
18	413	414	420	433	435	437	424	416	422	423	430	435	427	414	412	418	423	428	427	427	425	413	394	408	422
19	400	404	400	408	423	418	424	404	398	409	436	434	443	426	412	391	423	430	383	330	367	367	471	402	408
20	398	417	430	420	376	401	399	388	400	395	428	418	417	415	394	401	393	359	431	423	374	427	422	410	406
21	410	409	432	398	395	399	396	375	397	393	394	385	400	430	425	404	380	402	409	390	423	388	442	419	404
22	382	392	439	417	398	399	416	398	349	419	372	423	392	389	387	407	378	443	400	419	400	433	442	405	404
23	397	456	420	366	378	393	387	364	383	400	420	473	475	426	397	352	405	397	408	406	412	412	407	398	406
24	455	398	385	387	394	391	392	404	387	400	448	503	452	421	400	398	384	403	393	397	403	380	415	443	410
25	453	426	443	373	400	434	415	377	357	357	381	405	437	435	413	396	412	380	399	381	433	398	423	406	406
26	422	413	446	407	408	400	396	390	367	338	385	421	426	396	400	417	415	411	368	402	408	399	414	402	402
27	415	408	420	407	428	443	392	370	385	380	358	396	396	414	410	418	409	391	385	402	400	398	397	405	401
28	415	417	398	406	407	407	403	395	382	377	395	409	426	412	410	404	398	416	411	402	402	397	404	404	404
MEANS	383	383	388	378	380	383	376	369	363	369	380	391	391	386	380	378	378	381	380	378	379	375	385	383	380

TABLE 58

EARTH-CURRENT POTENTIALS AT WATHEROO MAGNETIC OBSERVATORY

MARCH 1933 EXPRESSED IN TENTHS OF MILLIVOLTS — VALUES NEGATIVE EXCEPT AS INDICATED MARCH 1933

(THE TABULAR VALUES ARE AVERAGES FOR SUCCESSIVE PERIODS OF ONE HOUR AS INDICATED 120° EAST MERIDIAN MEAN TIME)

COMPONENT NORTHWARD LINE OQ. LENGTH IN KMS 3.425 DIRECTION TRUE N

DAY	0-1	1-2	2-3	3-4	4-5	5-6	6-7	7-8	8-9	9-10	10-11	11-12	12-13	13-14	14-15	15-16	16-17	17-18	18-19	19-20	20-21	21-22	22-23	23-24	MEAN
1	1085	1088	1084	1084	1090	1081	1077	1105	1101	1083	1068	1050	1045	1058	1067	1077	1084	1086	1087	1083	1089	1089	1093	1078	1080
2	1089	1072	1072	1058	1075	1075	1083	1084	1087	1076	1057	1051	1046	1061	1067	1073	1084	1087	1088	1090	1087	1085	1083	1093	1076
3	1095	1090	1092	1083	1098	1103	1117	1094	1092	1077	1067	1061	1057	1057	1064	1074	1081	1084	1093	1085	1089	1090	1090	1092	1084
4	1090	1085	1081	1083	1064	1076	1082	1074	1082	1084	1059	1058	1058	1067	1069	1087	1097	1100	1105	1095	1093	1095	1094	1087	1082
5	1089	1084	1090	1084	1082	1086	1088	1097	1104	1091	1075	1057	1060	1069	1088	1103	1103	1104	1096	1095	1093	1093	1093	1088	1088
6	1087	1084	1079	1081	1083	1085	1100	1083	1086	1080	1078	1059	1066	1061	1050	1014	840	1040	972	978	991	999	1013	1001	1042
7	1016	1021	1022	1022	1020	1032	1034	1043	1043	1034	1013	1005	1012	1018	1035	1047	1045	1037	1045	1046	1043	1047	1043	1045	1032
8	1043	1046	1043	1043	1038	1038	1041	1047	1046	1037	1019	1023	1021	1025	1032	1052	1057	1053	1054	1057	1057	1058	1062	1058	1044
9	1050	1044	1050	1053	1047	1055	1050	1047	1054	1049	1027	1027	1028	1046	1047	1060	1063	1064	1068	1059	1070	1067	1064	1061	1052
10	1063	1062	1057	1057	1058	1063	1072	1074	1064	1057	1027	1020	1026	1033	1047	1063	1078	1072	1071	1068	1067	1068	1066	1067	1058
11	1060	1060	1072	1069	1067	1070	1073	1081	1068	1036	1034	1051	1046	1050	1073	1078	1086	1084	1080	1091	1087	1087	1066	1083	1069
12	1071	1073	1076	1075	1072	1078	1077	1078	1068	1057	1047	1040	1042	1062	1072	1078	1087	1075	1068	1068	1084	1083	1065	1072	1070
13	1075	1063	1063	1064	1065	1067	1067	1074	1069	1057	1033	1038	1038	1052	1061	1071	1081	1087	1020	1067	1069	1071	1067	1076	1062
14	1062	1044	1060	1043	1048	1054	1063	1066	1066	1044	1040	1036	1033	1042	1063	1061	1098	1086	1089	1087	1091	1080	1077	1075	1063
15	1068	1071	1070	1075	1071	1075	1071	1080	1083	1058	1054	1048	1043	1046	1050	1068	1090	903	942	971	993	1006	1016	1020	....
16	1021	1024	1017	1021	1018	1025	1036	1056	1060	1036	1012	1015	1022	1040	1124	....	....	....	1062	1065	1070	1070	1066	1067	....
17	1067	1066	1065	1063	1064	1065	1062	1071	1067	1068	1051	1049	1037	1051	1056	1067	1075	1073	1074	1074	1081	1087	1073	1054	1065
18	1072	1063	1063	1066	1057	1063	1059	1076	1080	1077	1048	1041	1038	1038	1076	952	1056	1073	1083	1089	1069	1058	1073	1105	1062
19	1027	1055	1046	1060	1058	1067	1028	1057	1073	1087	1056	1062	1055	1065	1063	1078	1087	1094	1086	1115	1053	1092	1074	1077	1067
20	1067	1096	1047	1072	1072	1063	1095	1080	1082	1072	1066	1056	1060	1070	1073	1083	1092	1085	1103	1083	1075	1084	1083	1090	1077
21	1080	1114	1103	1056	1096	1090	1081	1090	1073	1061	1059	1080	1115	1110	1146	1157	1163	1208	1157	1138	1131	1147	1146	1162	1115
22	1147	1164	1148	1151	1144	1134	1147	1130	1150	1144	1142	1134	1134	1140	1158	1164	1165	1178	1154	1182	1136	1137	1167	1132	1149
23	1128	1140	1148	1174	1153	1152	1171	1163	1152	1132	1110	1118	1135	1148	1142	1156	1150	1167	1170	1164	1168	1136	1166	1135	1149
24	1133	1155	1127	1155	1102	1180	1161	1178	1162	1186	1177	1150	1155	1164	1163	1159	1174	1202	1197	1174	1197	1167	1142	1165	1164
25	1180	1117	1150	1182	1150	1141	1174	1166	1174	1164	1163	1167	1150	1173	1176	1189	1196	1169	1178	1175	1184	1173	1178	1158	1167
26	1168	1173	1163	1163	1167	1158	1169	1180	1213	1187	1169	1164	1155	1149	1149	1162	1178	1174	1173	1178	1172	1162	1164	1159	1169
27	1174	1179	1150	1147	1149	1160	1161	1168	1173	1168	1158	1143	1122	1127	1134	1157	1165	1196	1182	1180	1192	1184	1158	1134	1161
28	1168	1118	1135	1165	1168	1166	1173	1176	1172	1163	1143	1137	1139	1142	1158	1166	1177	1183	1179	1170	1169	1168	1183	1151	1161
29	1147	1157	1178	1168	1163	1189	1189	1187	1188	1199	1178	1168	1156	1151	1158	1170	1200	1213	1198	1184	1178	1180	1165	1171	1176
30	1159	1151	1149	1156	1150	1156	1145	1178	1167	1161	1152	1143	1142	1134	1128	1143	1156	1171	1173	1172	1159	1169	1166	1165	1156
31	1144	1151	1144	1139	1140	1144	1145	1138	1155	1163	1168	1158	1159	1161	1166	1162	1178	1183	1205	1183	1176	1177	1182	1180	1162
MEANS	1098	1097	1095	1097	1094	1100	1103	1106	1107	1100	1086	1081	1080	1087	1096	1100	1107	1118	1112	1111	1109	1108	1107	1104	1100

TABLE 59

EARTH-CURRENT POTENTIALS AT WATHEROO MAGNETIC OBSERVATORY

MARCH 1933 EXPRESSED IN TENTHS OF MILLIVOLTS — VALUES NEGATIVE EXCEPT AS INDICATED MARCH 1933

(THE TABULAR VALUES ARE AVERAGES FOR SUCCESSIVE PERIODS OF ONE HOUR AS INDICATED 120° EAST MERIDIAN MEAN TIME)

COMPONENT EASTWARD LINE OR LENGTH IN KMS 9.90 DIRECTION TRUE E

DAY	0-1	1-2	2-3	3-4	4-5	5-6	6-7	7-8	8-9	9-10	10-11	11-12	12-13	13-14	14-15	15-16	16-17	17-18	18-19	19-20	20-21	21-22	22-23	23-24	MEAN
1	410	406	411	410	411	415	409	390	392	397	393	404	398	398	397	410	409	403	404	407	402	392	392	402	403
2	399	406	409	419	411	409	409	387	384	393	417	418	420	412	419	406	412	412	412	410	410	407	402	403	408
3	409	411	416	427	421	427	424	408	392	404	405	405	408	414	416	418	436	427	414	409	399	393	413	407	413
4	390	410	409	423	430	420	413	402	401	411	407	411	427	430	426	419	423	402	418	420	419	419	419	414	415
5	412	407	410	425	419	423	426	422	413	408	417	428	430	423	424	418	429	428	429	430	424	427	424	420	422
6	421	420	425	430	418	421	438	431	425	540	523	533	490	487	467	418	453	615	538	463	428	401	543	427	465
7	432	444	432	426	418	415	412	402	394	535	496	418	485	420	397	394	390	392	391	395	396	393	391	394	419
8	395	387	390	387	386	393	393	395	397	418	415	426	424	448	423	397	399	392	403	406	383	397	396	400	402
9	402	402	406	405	407	405	407	422	415	416	442	432	427	433	414	416	414	426	424	420	424	432	434	432	419
10	431	430	426	423	426	426	427	423	417	430	438	432	430	438	432	419	408	419	428	423	425	422	423	433	426
11	426	427	415	419	422	428	427	408	386	430	456	454	442	428	427	412	417	413	419	400	403	434	423	424	422
12	422	414	422	417	422	407	412	410	423	439	428	418	418	418	412	397	403	396	424	403	411	423	436	440	417
13	430	432	437	435	431	424	420	430	431	433	440	456	450	453	436	420	431	367	426	415	432	452	428	428	431
14	430	443	430	451	439	438	436	434	435	432	449	447	426	429	444	464	465	453	418	404	416	416	417	417	435
15	438	418	430	428	435	446	442	426	437	453	459	458	442	446	453	438	430	433	433	414	410	423	414	417	434
16	423	441	452	454	447	447	446	436	434	453	456	454	457	507	494	456	454	450	444	446	443	437	436	438	...
17	443	443	458	460	456	461	457	448	446	465	466	466	456	466	475	468	464	452	450	447	427	416	438	454	453
18	448	447	460	458	464	480	462	466	463	459	441	444	438	444	457	360	430	451	442	447	467	456	437	466	450
19	443	443	474	448	466	458	467	424	455	437	439	443	444	454	466	456	450	433	456	442	470	445	468	454	452
20	477	444	424	477	468	475	434	444	439	378	477	442	437	424	435	458	455	425	466	472	470	468	458	444	450
21	498	474	430	442	460	453	454	478	444	427	450	450	477	485	483	474	460	447	488	507	495	477	490	454	466
22	498	449	455	470	478	468	490	440	477	518	475	523	483	477	493	499	482	470	462	525	485	524	522	502	486
23	527	508	531	516	506	518	524	503	493	495	537	534	478	494	516	512	500	501	508	492	567	520	524	552	515
24	552	537	537	539	571	569	503	547	518	527	529	519	548	489	530	553	543	547	589	517	573	538	565	537	541
25	553	582	536	503	498	514	514	489	510	515	520	500	521	523	526	510	520	516	546	516	543	543	506	534	522
26	536	528	540	536	524	510	537	580	613	604	594	597	552	536	542	531	494	526	533	525	525	504	522	536	543
27	533	566	547	535	536	527	525	520	516	532	535	536	546	531	516	524	509	526	509	521	466	484	550	531	526
28	523	550	541	533	515	520	521	530	508	531	527	507	540	551	534	536	530	549	543	525	523	514	530	537	530
29	543	576	552	551	570	558	572	576	546	559	557	548	544	566	567	548	525	559	516	539	561	536	568	537	553
30	545	538	568	540	533	540	534	548	533	537	516	516	536	528	532	514	541	563	543	535	528	563	546	527	538
31	530	550	547	540	532	540	548	527	549	545	560	563	557	586	589	576	569	546	578	604	572	558	549	536	556
MEANS	463	463	462	462	462	463	461	457	455	469	474	471	469	468	468	459	460	463	467	461	462	459	468	462	464

TABLE 60

EARTH-CURRENT POTENTIALS AT WATHEROO MAGNETIC OBSERVATORY

APRIL 1933 — EXPRESSED IN TENTHS OF MILLIVOLTS — VALUES NEGATIVE EXCEPT AS INDICATED — APRIL 1933

(THE TABULAR VALUES ARE AVERAGES FOR SUCCESSIVE PERIODS OF ONE HOUR AS INDICATED 120° EAST MERIDIAN MEAN TIME)

COMPONENT NORTHWARD LINE OC LENGTH IN KMS 3.425 DIRECTION TRUE N

DAY	0-1	1-2	2-3	3-4	4-5	5-6	6-7	7-8	8-9	9-10	10-11	11-12	12-13	13-14	14-15	15-16	16-17	17-18	18-19	19-20	20-21	21-22	22-23	23-24	MEAN
1	1181	1174	1156	1191	1190	1184	1182	1172	1190	1193	1191	1182	1182	1189	1188	1200	1210	1207	1210	1202	1200	1199	1197	1203	1190
2	1191	1188	1189	1189	1192	1194	1203	1184	1221	1212	1187	1185	1193	1196	1205	1208	1211	1206	1208	1208	1209	1201	1203	1192	1199
3	1199	1194	1191	1178	1208	1200	1192	1212	1202	1202	1198	1190	1194	1188	1199	1212	1221	1210	1223	1254	1184	1204	1210	1204	1203
4	1192	1197	1188	1195	1203	1211	1208	1213	1202	1194	1180	1147	1166	1155	1167	1174	1186	1172	1178	1177	1166	1140	1163	1159	....
5	1154	1157	1147	1162	1153	1151	1161	1162	1167	1148	1132	1128	1126	1134	1142	1156	1167	1165	1166	1169	1169	1170	1178	1166	1155
6	1150	1174	1171	1178	1168	1172	1180	1180	1169	1153	1143	1136	1132	1133	1157	1162	1176	1172	1173	1166	1173	1163	1166	1157	1163
7	1157	1156	1163	1160	1152	1169	1178	1167	1163	1155	1126	1116	1118	1135	1155	1157	1169	1168	1168	1173	1173	1173	1180	1143	1157
8	1162	1166	1143	1161	1124	1163	1153	1153	1153	1126	1105	1110	1138	1135	1135	1138	1143	1147	1149	1152	1154	1147	1137	1130	1143
9	1125	1078	1136	1223	1209	1209	1207	1195	1104	1119	1075	1065	1073	1104	1108	1123	1134	1164	1144	1167	1179	1198	1134	1117	1141
10	1122	1113	1125	1118	1125	1129	1157	1146	1126	1118	1116	1100	1090	1105	1105	1118	1117	1119	1123	1126	1126	1129	1129	1108	1120
11	1123	1120	1119	1127	1135	1139	1144	1134	1118	1107	1113	1103	1101	1106	1117	1120	1119	1112	1115	1118	1122	1115	1122	1114	1119
12	1110	1112	1116	1117	1113	1120	1121	1122	1120	1109	1101	1093	1097	1110	1117	1120	1122	1123	1131	1127	1131	1132	1127	1116	1117
13	1119	1117	1115	1109	1113	1118	1120	1116	1118	1113	1106	1097	1083	1090	1100	1106	1119	1115	1121	1122	1116	1118	1117	1111	1112
14	1116	1118	1118	1112	1111	1116	1118	1119	1118	1118	1108	1088	1087	1108	1110	1121	1127	1130	1125	1132	1139	1143	1122	1128	1118
15	1134	1127	1122	1112	1126	1131	1127	1133	1132	1120	1110	1101	1084	1093	1116	1116	1129	1136	1138	1136	1135	1145	1132	1127	1123
16	1126	1126	1109	1132	1059	1098	1152	1153	1156	1132	1130	1127	1119	1112	1138	1147	1150	1152	1138	1135	1141	1148	1116	1129	1130
17	1135	1133	1114	1113	1147	1130	1137	1108	1097	1149	1136	1121	1126	1148	1143	1147	1143	1162	1183	1182	1177	1125	1129	1147	1139
18	1136	1132	1126	1131	1126	1120	1138	1151	1131	1128	1132	1117	1118	1147	1139	1150	1182	1182	1177	1188	1167	1176	1153	1131	1145
19	1124	1146	1131	1165	1161	1112	1142	1185	1155	1156	1154	1144	1142	1151	1142	1163	1149	1163	1193	1163	1172	1141	1146	1148	1152
20	1150	1133	1138	1145	1149	1161	1142	1154	1163	1146	1146	1143	1142	1162	1157	1148	1170	1173	1178	1160	1149	1168	1151	1170	1154
21	1167	1137	1143	1133	1163	1162	1167	1159	1172	1151	1162	1152	1136	1159	1162	1164	1170	1193	1193	1175	1161	1168	1177	1167	1162
22	1173	1190	1147	1193	1175	1175	1122	1190	1180	1186	1178	1171	1172	1177	1174	1184	1195	1161	1180	1159	1167	1180	1168	1162	1173
23	1158	1146	1176	1181	1163	1167	1168	1173	1174	1168	1152	1148	1157	1156	1183	1125	1153	1157	1146	1144	1165	1192	1145	1147	1160
24	1140	1161	1202	1158	1154	1172	1181	1197	1186	1150	1152	1146	1134	1154	1140	1140	1150	1147	1147	1154	1151	1141	1134	1136	1155
25	1127	1132	1123	1127	1156	1141	1138	1127	1131	1117	1118	1139	1138	1142	1150	1153	1172	1183	1164	1163	1169	1122	1136	1142	1142
26	1116	1139	1138	1141	1136	1138	1136	1137	1157	1157	1157	1166	1158	1150	1153	1167	1163	1171	1181	1178	1198	1174	1161	1162	1156
27	1172	1166	1182	1136	1193	1191	1198	1207	1213	1247	1278	1280	1312	1210	1158	1165	1171	1172	1168	1161	1171	1174	1168	1164	....
28	1165	1162	1137	1164	1159	1128	1167	1167	1166	1182	1177	1171	1165	1167	1166	1168	1176	1178	1178	1178	1178	1183	1176	1176	1168
29	1174	1178	1167	1170	1176	1176	1177	1183	1183	1182	1181	1168	1159	1158	1158	1168	1175	1171	1168	1168	1166	1169	1152	1156	1170
30	1155	1144	1144	1151	1150	1149	1153	1145	1148	1148	1146	1124	1117	1123	1128	1133	1153	1162	1147	1148	1144	1152	1147	1158	1144
MEANS	1146	1145	1143	1152	1150	1151	1156	1158	1154	1148	1140	1133	1132	1140	1146	1150	1160	1162	1163	1162	1161	1160	1152	1148	1150

TABLE 61

EARTH-CURRENT POTENTIALS AT WATHEROO MAGNETIC OBSERVATORY

APRIL 1933 — EXPRESSED IN TENTHS OF MILLIVOLTS — VALUES NEGATIVE EXCEPT AS INDICATED — APRIL 1933

(THE TABULAR VALUES ARE AVERAGES FOR SUCCESSIVE PERIODS OF ONE HOUR AS INDICATED 120° EAST MERIDIAN MEAN TIME)

COMPONENT EASTWARD LINE OR LENGTH IN KMS 9.90 DIRECTION TRUE E

DAY	0-1	1-2	2-3	3-4	4-5	5-6	6-7	7-8	8-9	9-10	10-11	11-12	12-13	13-14	14-15	15-16	16-17	17-18	18-19	19-20	20-21	21-22	22-23	23-24	MEAN
1	548	560	571	558	560	557	546	533	544	560	548	551	558	582	563	570	577	584	551	577	567	554	547	548	559
2	558	559	551	570	562	576	584	582	596	614	597	597	614	597	592	602	594	606	608	594	564	561	565	570	584
3	572	577	563	596	580	575	586	567	570	582	586	577	578	587	591	585	577	576	553	617	595	614	612	585	583
4	581	588	590	604	595	597	610	632	637	637	630	520	499	512	494	498	496	523	517	522	513	505	504	506	...
5	509	500	506	509	515	510	534	520	537	542	549	533	546	554	542	535	540	540	545	552	547	528	534	546	532
6	584	549	547	549	548	553	573	563	542	562	562	570	547	525	517	530	531	558	542	524	525	545	546	543	547
7	542	535	546	532	550	537	534	533	530	523	533	519	536	543	532	538	539	546	535	542	520	558	525	557	537
8	559	539	542	522	546	507	519	528	517	516	503	500	595	575	557	506	529	530	511	538	531	532	528	530	532
9	524	533	548	564	554	558	547	558	537	575	530	528	517	585	553	506	558	528	570	548	562	561	550	568	548
10	525	541	539	536	534	553	557	535	539	543	557	544	525	516	496	502	529	512	492	504	494	500	559	516	527
11	519	536	548	540	537	523	524	517	503	525	540	546	531	527	523	499	497	504	496	494	488	495	504	513	518
12	515	513	511	519	516	517	513	509	501	502	516	531	533	525	525	522	522	516	517	512	512	513	518	521	517
13	522	526	527	529	526	522	526	517	517	518	517	520	520	533	528	524	513	515	515	508	501	504	507	516	519
14	524	533	528	527	527	520	518	516	508	517	531	539	541	546	530	540	538	538	532	514	487	481	517	518	524
15	511	521	516	554	528	521	520	523	515	507	510	513	519	522	522	550	541	541	526	509	517	507	516	528	522
16	536	528	538	565	552	556	512	514	513	507	502	507	488	523	540	538	547	526	558	556	540	538	557	528	532
17	526	545	552	597	514	538	548	540	528	531	514	517	533	510	531	539	560	542	536	546	513	557	548	588	540
18	590	509	545	557	562	582	565	573	497	534	539	538	513	562	564	565	604	591	580	562	572	557	537	551	552
19	542	540	548	542	527	543	538	540	524	530	522	563	562	549	517	514	577	553	577	533	614	541	563	568	547
20	532	537	543	575	577	547	542	583	588	569	552	570	571	513	561	576	538	571	558	611	566	590	584	528	562
21	512	546	563	563	537	552	548	567	574	570	579	574	545	563	540	546	562	537	602	552	553	563	561	569	557
22	581	572	609	574	568	595	613	594	577	566	567	574	561	590	551	556	513	564	559	554	607	536	595	591	574
23	592	578	597	590	577	591	582	566	591	570	558	562	576	540	547	573	569	554	547	531	536	578	542	572	568
24	587	591	583	593	590	586	562	590	574	563	566	573	570	550	573	558	565	562	553	555	547	544	538	573	569
25	537	540	568	563	557	556	539	553	542	537	568	581	579	574	570	572	581	583	576	576	550	571	552	563	562
26	608	554	568	566	563	563	555	561	562	576	581	590	590	578	565	550	566	565	571	554	547	555	586	578	569
27	566	603	577	637	589	590	598	608	606	603	629	636	670	597	562	562	562	568	566	559	558	562	557	561	...
28	579	577	583	568	574	572	578	566	570	561	564	578	586	586	572	589	592	592	595	577	579	578	578	583	578
29	587	588	602	581	580	572	584	593	588	581	578	568	563	571	575	578	583	573	568	564	552	574	558	562	576
30	567	557	564	563	557	548	572	557	558	542	540	542	538	538	551	561	560	563	557	560	551	552	548	550	554
MEANS	550	546	554	557	551	548	551	550	544	547	547	550	551	552	547	547	554	552	551	549	544	546	549	552	550

TABLE 62

EARTH-CURRENT POTENTIALS AT WATHEROO MAGNETIC OBSERVATORY

MAY 1933 — EXPRESSED IN TENTHS OF MILLIVOLTS — VALUES NEGATIVE EXCEPT AS INDICATED — MAY 1933

(THE TABULAR VALUES ARE AVERAGES FOR SUCCESSIVE PERIODS OF ONE HOUR AS INDICATED 120° EAST MERIDIAN MEAN TIME)

COMPONENT NORTHWARD LINE OC LENGTH IN KMS 3.425 DIRECTION TRUE N

DAY	0-1	1-2	2-3	3-4	4-5	5-6	6-7	7-8	8-9	9-10	10-11	11-12	12-13	13-14	14-15	15-16	16-17	17-18	18-19	19-20	20-21	21-22	22-23	23-24	MEAN
1	1146	1136	1147	1153	1098	1180	1188	1165	1172	1165	1160	1148	1151	1138	1143	1157	1167	1162	1163	1163	1233	1194	1122	1219	1161
2	1129	1183	1098	1156	1058	1149	1155	1130	1095	1133	1135	1155	1142	1152	1162	1163	1180	1231	1204	1207	1208	1215	1213	1204	1161
3	1191	1194	1191	1192	1187	1183	1187	1203	1211	1188	1179	1163	1166	1169	1173	1190	1195	1193	1194	1206	1178	1170	1168	1159	1185
4	1170	1164	1142	1172	1165	1157	1158	1158	1168	1150	1153	1145	1145	1155	1161	1147	1185	1179	1170	1173	1167	1173	1174	1200	1164
5	1162	1162	1146	1173	1168	1155	1156	1176	1161	1173	1169	1169	1152	1159	1167	1183	1204	1215	1213	1205	1205	1212	1170	1172	1176
6	1172	1175	1183	1182	1162	1177	1166	1165	1152	1156	1160	1149	1163	1167	1175	1184	1193	1203	1194	1193	1184	1182	1164	1156	1173
7	1152	1154	1158	1156	1182	1162	1165	1160	1162	1180	1160	1159	1143	1142	1156	1142	1161	1170	1165	1173	1165	1167	1155	1156	1160
8	1158	1156	1163	1156	1156	1161	1160	1166	1157	1144	1139	1142	1131	1144	1150	1152	1163	1167	1168	1160	1163	1173	1157	1150	1156
9	1142	1134	1155	1158	1146	1154	1155	1157	1155	1153	1148	1145	1133	1136	1131	1132	1144	1143	1146	1142	1142	1136	1136	1133	1144
10	1137	1136	1133	1137	1142	1150	1150	1147	1150	1153	1141	1126	1117	1115	1122	1128	1136	1143	1146	1146	1147	1153	1157	1152	1140
11	1153	1150	1158	1206	1197	1153	1161	1172	1178	1127	1123	1114	1111	1115	1124	1136	1142	1135	1140	1133	1131	1143	1138	1123	1144
12	1119	1119	1124	1137	1168	1191	1193	1204	1172	1141	1132	1123	1119	1117	1117	1133	1138	1143	1140	1137	1133	1133	1139	1139	1142
13	1132	1125	1130	1131	1133	1130	1140	1152	1157	1157	1149	1133	1133	1127	1124	1130	1128	1138	1139	1143	1133	1112	1114	1116	1134
14	1127	1113	1126	1119	1101	1126	1123	1124	1116	1148	1135	1128	1122	1122	1122	1136	1144	1139	1136	1147	1157	1137	1141	1134	1130
15	1140	1128	1119	1108	1052	1130	1132	1146	1146	1154	1153	1152	1152	1169	1144	1150	1162	1138	1148	1118	1122	1123	1124	1132	1135
16	1136	1139	1124	1137	1133	1122	1107	1114	1140	1149	1147	1172	1158	1148	1134	1146	1143	1141	1137	1133	1136	1127	1129	1127	1137
17	1130	1117	1127	1134	1138	1123	1135	1128	1142	1147	1147	1149	1141	1147	1136	1155	1163	1162	1151	1150	1138	1144	1143	1153	1142
18	1144	1153	1126	1143	1145	1131	1121	1130	1146	1161	1128	1149	1161	1148	1128	1177	1157	1194	1133	1138	1131	1139	1136	1132	1144
19	1140	1139	1123	1145	1140	1150	1153	1147	1148	1133	1129	1130	1123	1130	1141	1160	1161	1158	1157	1157	1158	1160	1138	1138	1144
20	1141	1141	1115	1146	1129	1171	1153	....	....	994	988	1030	....	....	....	1042	1062	1070	....	....	....	1027	1020	1007	....
21	1029	1044	1039	1032	1024	1023	1026	1038	1053	1028	1047	1038	1013	1015	1018	1025	1048	1072	1062	1077	1070	1050	1048	1045	1040
22	1059	1046	1052	1048	1050	1045	1043	1052	1060	1061	1056	1043	1033	1040	1047	1052	1062	1057	1058	1060	1066	1065	1063	1062	1053
23	1062	1053	1062	1065	1076	1080	1063	1081	1087	990	1055	1010	1042	1034	1056	1094	1120	1116	1113	1115	1119	1106	1090	1082	....
24	1118	1113	1113	1094	1075	1082	1106	1097	1115	1097	1090	1083	1077	1077	1078	1078	1092	1091	1094	1095	1096	1094	1099	1097	1094
25	1093	1093	1095	1095	1101	1112	1109	1117	1111	1092	1087	1069	1069	1069	1078	1075	1087	1083	1087	1088	1088	1088	1079	1080	1089
26	1080	1081	1081	1082	1088	1083	1091	1097	1097	1084	1078	1080	1015	1073	1073	1076	1092	1104	1102	1103	1108	1107	1126	1128	1089
27	1138	1137	1130	1128	1132	1121	1113	1110	1117	1087	1075	1059	1065	1064	1070	1073	1082	1089	1094	1093	1094	1098	1089	1081	1098
28	1076	1069	1073	1087	1074	1070	1059	1077	1097	1084	1081	1091	1084	1083	1071	1062	1070	1078	1072	1083	1083	1071	1077	1087	1078
29	1091	1085	1073	1084	1091	1084	1079	1083	1100	1093	1088	1074	1087	1088	1071	1080	1092	1113	1098	1086	1078	1087	1088	1108	1088
30	1073	1078	1073	1081	1034	1119	1074	1081	1092	1087	1080	1125	1146	1139	1133	1132	1138	1153	1151	1153	1152	1154	1147	1134	1114
31	1159	1105	1145	1127	1138	1137	1137	1133	1140	1141	1131	1110	970	1110	1144	1139	1171	1173	1162	1163	1154	1172	1170	1133	1136
MEANS	1127	1125	1122	1129	1120	1130	1129	1132	1135	1130	1124	1122	1111	1119	1120	1127	1138	1144	1139	1139	1139	1137	1131	1133	1129

TABLE 63

EARTH-CURRENT POTENTIALS AT WATHEROO MAGNETIC OBSERVATORY

MAY 1933 EXPRESSED IN TENTHS OF MILLIVOLTS — VALUES NEGATIVE EXCEPT AS INDICATED MAY 1933

(THE TABULAR VALUES ARE AVERAGES FOR SUCCESSIVE PERIODS OF ONE HOUR AS INDICATED 120° EAST MERIDIAN MEAN TIME)

COMPONENT EASTWARD LINE OR LENGTH IN KMS 3.425 DIRECTION TRUE E

DAY	0-1	1-2	2-3	3-4	4-5	5-6	6-7	7-8	8-9	9-10	10-11	11-12	12-13	13-14	14-15	15-16	16-17	17-18	18-19	19-20	20-21	21-22	22-23	23-24	MEAN
1	575	580	528	556	595	588	548	569	512	553	553	564	569	576	568	570	563	567	559	532	560	460	514	561	555
2	508	534	548	552	563	591	531	536	510	592	586	585	582	573	561	589	588	603	582	580	587	589	599	593	569
3	590	587	573	577	582	582	584	583	578	568	580	580	574	574	558	574	596	588	582	575	564	564	551	566	576
4	548	537	590	553	551	556	556	556	568	555	560	568	558	557	538	559	569	578	568	562	577	575	547	542	560
5	560	575	590	573	555	557	564	586	581	586	569	587	553	528	569	588	591	610	604	591	569	578	573	570	575
6	568	569	563	567	576	567	546	556	538	539	525	568	510	525	568	573	552	568	556	590	562	603	529	537	556
7	557	548	559	577	578	563	560	550	556	585	568	566	539	527	525	547	533	540	566	540	536	549	573	554	554
8	563	564	563	556	558	559	562	562	563	557	541	550	530	523	538	550	549	542	547	544	547	554	545	553	551
9	559	563	553	558	555	552	558	550	548	548	548	557	560	536	540	534	533	534	520	527	523	533	539	541	544
10	554	557	553	545	550	557	554	538	547	554	555	558	563	567	547	536	521	534	544	540	537	545	555	553	548
11	558	557	562	574	597	562	567	568	578	552	569	570	563	555	538	544	555	552	550	542	540	546	548	547	558
12	562	584	572	574	587	589	590	608	597	568	570	572	573	558	554	562	572	557	552	548	530	528	537	548	566
13	550	553	560	567	557	554	563	573	567	567	566	541	553	586	587	569	567	557	538	523	549	549	543	547	558
14	556	561	557	550	557	548	542	527	548	533	536	536	539	532	540	546	550	559	543	539	537	535	543	508	543
15	535	551	571	542	606	546	526	550	543	542	534	542	554	597	584	575	560	571	547	560	558	558	554	558	557
16	566	573	572	557	547	544	542	557	553	533	558	581	556	547	540	538	546	543	538	538	557	534	535	531	549
17	536	568	538	543	542	542	555	544	548	549	554	562	563	580	550	576	573	573	563	558	558	553	557	552	556
18	550	560	579	557	563	572	578	546	566	563	560	553	516	546	530	519	592	543	562	558	558	566	567	552	556
19	553	547	571	541	556	556	557	553	549	543	529	541	530	534	525	537	538	532	540	549	551	576	568	568	548
20	568	575	573	568	576	542	539	505	514	531	518	568	589	502	590	506	520	505	516	497	530	525	530	513	538
21	537	541	537	537	528	522	511	512	511	508	547	552	498	488	485	522	534	552	559	560	566	546	532	533	530
22	548	553	539	537	528	538	538	549	533	545	538	527	536	526	524	521	519	523	525	523	530	523	542	538	534
23	539	540	543	542	543	549	552	548	537	569	547	512	542	529	539	575	584	581	574	569	581	580	558	581	555
24	587	589	588	575	558	559	588	578	575	563	547	546	568	575	549	555	545	547	540	533	539	562	562	563	562
25	572	577	573	573	577	572	582	578	559	539	549	549	537	549	556	550	556	548	543	548	547	548	566	569	559
26	583	588	596	595	587	591	591	595	590	569	558	567	582	568	567	576	574	600	595	588	593	594	602	609	586
27	620	623	622	618	616	608	602	599	601	586	564	565	566	578	583	588	577	575	576	571	559	568	577	571	588
28	561	551	626	589	597	580	577	577	572	562	593	583	586	578	577	572	578	583	573	571	568	563	569	579	578
29	586	591	584	590	593	589	594	600	603	597	596	588	583	579	581	584	595	593	596	572	567	545	564	551	584
30	554	598	593	604	627	581	593	598	572	579	585	615	619	640	619	609	616	609	626	619	604	623	640	660	608
31	664	644	634	642	658	648	652	647	638	646	646	644	571	651	673	686	700	685	654	660	653	612	628	662	650
MEANS	564	569	571	567	573	566	565	564	560	561	560	564	557	558	558	562	566	566	562	558	559	558	560	562	563

TABLE 64

EARTH-CURRENT POTENTIALS AT WATHEROO MAGNETIC OBSERVATORY

JUNE 1933 EXPRESSED IN TENTHS OF MILLIVOLTS — VALUES POSITIVE EXCEPT AS INDICATED JUNE 1933

(THE TABULAR VALUES ARE AVERAGES FOR SUCCESSIVE PERIODS OF ONE HOUR AS INDICATED 120° EAST MERIDIAN MEAN TIME)

COMPONENT NORTHWARD LINE OQ LENGTH IN KMS 3.425 DIRECTION TRUE N

DAY	0-1	1-2	2-3	3-4	4-5	5-6	6-7	7-8	8-9	9-10	10-11	11-12	12-13	13-14	14-15	15-16	16-17	17-18	18-19	19-20	20-21	21-22	22-23	23-24	MEAN
1	1146	1175	1164	1167	1207	1184	1173	1159	1140	1120	1120	1113	1117	1132	....	....	....	....	....	....	....	....	....	....	....
2	....	....	....	....	....	....	....	....	....	....	....	....	....	....	....	....	....	....	....	....	....	....	....	....	....
3	....	....	....	....	....	....	....	....	....	....	....	....	....	....	....	....	....	....	....	....	....	....	....	....	....
4	....	....	....	....	....	....	....	....	....	....	....	....	....	....	....	....	....	....	....	....	....	....	....	....	....
5	....	....	....	....	....	....	....	....	....	....	....	....	....	....	....	....	....	....	....	....	....	....	....	....	....
6	....	....	....	....	....	....	....	....	....	....	....	....	....	....	....	....	....	....	....	....	....	....	....	....	....
7	....	....	....	....	....	....	....	....	....	....	....	....	....	....	....	....	....	....	....	....	....	....	....	....	....
8	....	....	....	....	....	....	....	....	....	....	....	....	....	....	....	....	....	....	....	....	....	....	....	....	....
9	....	....	....	....	....	....	....	....	....	....	....	....	....	....	....	....	....	....	....	....	....	....	....	....	....
10	....	....	....	....	....	....	....	....	....	....	....	....	....	....	....	....	....	....	....	....	....	....	....	....	....
11	....	....	....	....	....	....	....	....	....	....	....	....	....	....	....	....	....	....	....	....	....	....	....	....	....
12	....	....	....	....	....	....	....	....	....	....	....	....	....	....	....	....	....	....	....	....	....	....	....	....	....
13	....	....	....	....	....	....	....	....	....	....	....	....	....	....	....	....	....	....	....	....	....	....	....	....	....
14	....	....	....	....	....	....	....	....	....	....	....	....	....	....	....	....	....	....	....	....	....	....	....	....	....
15	....	....	....	....	....	....	....	....	....	....	....	....	....	....	....	....	....	....	....	....	....	....	....	....	....
16	....	....	....	....	....	....	....	....	....	....	....	....	....	....	....	....	....	....	....	....	....	....	....	....	....
17	....	....	....	....	....	....	....	....	....	....	....	....	....	....	....	....	....	....	....	....	....	....	....	....	....
18	....	....	....	....	....	....	....	....	....	....	....	....	....	....	....	....	....	....	....	....	....	....	....	....	....
19	....	....	....	....	....	....	....	....	....	....	....	....	....	....	....	....	....	....	....	....	....	....	....	....	....
20	....	....	....	....	....	....	....	....	....	....	....	....	....	....	....	....	....	....	....	....	....	....	....	....	....
21	....	....	....	....	....	....	....	....	....	....	....	....	....	....	....	....	....	58	57	57	46	61	60	71	....
22	74	66	63	62	60	62	61	64	52	49	52	60	69	71	75	59	52	54	52	52	52	56	59	60	60
23	61	60	61	59	58	54	53	52	41	42	52	61	57	61	60	57	53	48	48	49	49	50	54	57	54
24	55	59	59	59	51	51	54	49	43	39	41	53	54	62	63	51	41	41	46	47	43	42	51	51	50
25	53	56	54	57	57	49	49	47	40	39	44	51	56	68	62	53	43	43	57	48	47	50	52	52	51
26	52	58	38	59	39	54	68	57	43	35	29	54	47	60	49	51	50	38	32	42	32	28	29	23	44
27	21	23	30	23	24	21	26	23	22	33	43	55	50	57	53	57	41	30	57	37	39	28	31	51	36
28	54	50	50	46	46	44	49	42	51	40	45	57	52	42	43	54	46	41	49	44	47	20	39	38	45
29	39	61	56	66	58	47	49	51	46	47	53	51	35	61	59	53	33	39	51	50	47	38	48	50	50
30	58	55	53	57	53	56	53	60	37	46	53	53	74	58	51	52	45	46	48	49	46	46	43	48	52
MEANS	52	54	52	54	50	49	51	49	42	41	46	55	55	60	57	54	45	42	49	46	45	40	45	48	49

TABLE 65

EARTH-CURRENT POTENTIALS AT WATHEROO MAGNETIC OBSERVATORY

JUNE 1933 — EXPRESSED IN TENTHS OF MILLIVOLTS — VALUES NEGATIVE EXCEPT AS INDICATED — JUNE 1933

(THE TABULAR VALUES ARE AVERAGES FOR SUCCESSIVE PERIODS OF ONE HOUR AS INDICATED 120° EAST MERIDIAN MEAN TIME)

COMPONENT EASTWARD LINE OR LENGTH IN KMS 9.90 DIRECTION TRUE E

DAY	0-1	1-2	2-3	3-4	4-5	5-6	6-7	7-8	8-9	9-10	10-11	11-12	12-13	13-14	14-15	15-16	16-17	17-18	18-19	19-20	20-21	21-22	22-23	23-24	MEAN
1	664	660	660	677	674	672	667	665	660	639	592	589	629	611	...	...	...	...	...	...	...	...	...	...	...
2	...	...	...	...	...	...	...	...	...	...	...	...	...	...	...	...	...	...	...	...	...	...	...	...	...
3	...	...	...	...	...	...	...	...	...	...	...	...	...	...	...	...	...	...	...	...	...	...	...	...	...
4	...	...	...	...	...	...	...	...	...	...	...	...	...	...	...	...	...	...	...	...	...	...	...	...	...
5	...	...	...	...	...	...	...	...	...	...	...	...	...	...	...	...	...	...	...	...	...	...	...	...	...
6	...	...	...	...	...	...	...	...	...	...	...	...	...	...	...	...	...	...	...	...	...	...	...	...	...
7	...	...	...	...	...	...	...	...	...	...	...	...	...	...	...	...	...	...	...	...	...	...	...	...	...
8	...	...	...	...	...	...	...	...	...	...	...	...	...	...	...	...	...	...	...	...	...	...	...	...	...
9	...	...	...	...	...	...	...	...	...	...	...	...	...	...	...	...	...	...	...	...	...	...	...	...	...
10	...	...	...	...	...	...	...	...	...	...	...	...	...	...	...	...	...	...	...	...	...	...	...	...	...
11	...	...	...	...	...	...	...	...	...	...	...	...	...	...	...	...	...	...	...	...	...	...	...	...	...
12	...	...	...	...	...	...	...	...	...	...	...	...	...	...	...	...	...	...	...	...	...	...	...	...	...
13	...	...	...	...	...	...	...	...	...	...	...	...	...	...	...	...	...	...	...	...	...	...	...	...	...
14	...	...	...	...	...	...	...	...	...	...	...	...	...	...	...	...	...	...	...	...	...	...	...	...	...
15	...	...	...	...	...	...	...	...	...	...	...	...	...	...	...	...	...	...	...	...	...	...	...	...	...
16	...	...	...	...	...	...	...	...	...	...	...	...	...	...	...	...	...	...	...	...	...	...	...	...	...
17	...	...	...	...	...	...	...	...	...	...	...	...	...	...	...	...	...	...	...	...	...	...	...	...	...
18	...	...	...	...	...	...	...	...	...	...	...	...	...	...	...	...	...	...	...	...	...	...	...	...	...
19	...	...	...	...	...	...	...	...	...	...	...	...	...	...	...	...	...	...	...	...	...	...	...	...	...
20	...	...	...	...	...	...	...	...	...	...	...	...	...	...	...	...	...	...	...	...	...	...	...	...	...
21	...	...	...	...	...	...	...	...	...	...	...	...	...	...	...	...	...	498	493	484	481	511	520	524	...
22	527	520	517	523	514	522	509	510	522	520	517	512	508	501	519	505	503	503	502	500	502	504	512	517	512
23	515	513	516	516	519	516	517	520	519	518	522	520	510	503	502	513	510	509	502	502	500	503	509	512	512
24	516	524	522	522	510	511	526	522	514	521	512	514	507	503	505	500	509	511	505	502	498	499	503	507	511
25	513	521	518	517	520	519	521	521	511	515	518	523	509	511	500	500	513	510	532	512	502	501	506	506	513
26	510	516	500	550	517	540	533	532	506	501	504	521	490	527	553	569	562	540	531	522	528	527	528	532	527
27	533	537	547	551	549	549	545	545	534	513	513	511	519	518	515	507	478	487	494	489	483	483	508	517	518
28	534	527	533	525	530	528	529	531	522	527	516	509	508	487	497	515	525	515	520	503	501	466	488	532	515
29	503	521	520	528	542	540	522	520	532	508	508	517	489	492	511	506	478	521	519	505	500	496	497	527	513
30	515	509	521	523	528	519	524	536	524	521	510	498	510	520	511	511	510	517	515	527	533	537	536	539	521
MEANS	518	521	522	528	525	527	525	526	520	516	513	514	506	507	513	514	510	513	513	507	505	502	510	521	516

TABLE 66

EARTH-CURRENT POTENTIALS AT WATHEROO MAGNETIC OBSERVATORY

JULY 1933

EXPRESSED IN TENTHS OF MILLIVOLTS — VALUES POSITIVE EXCEPT AS INDICATED

JULY 1933

(THE TABULAR VALUES ARE AVERAGES FOR SUCCESSIVE PERIODS OF ONE HOUR AS INDICATED 120° EAST MERIDIAN MEAN TIME)

COMPONENT NORTHWARD LINE OQ LENGTH IN KMS 3.425 DIRECTION TRUE N

DAY	0-1	1-2	2-3	3-4	4-5	5-6	6-7	7-8	8-9	9-10	10-11	11-12	12-13	13-14	14-15	15-16	16-17	17-18	18-19	19-20	20-21	21-22	22-23	23-24	MEAN
1	43	47	51	46	49	49	51	56	50	52	42	58	51	57	53	54	40	49	50	53	48	52	48	53	50
2	53	51	54	44	54	47	43	53	60	44	52	58	56	59	55	53	47	41	49	51	51	48	40	38	50
3	42	39	44	46	38	42	44	48	32	37	40	50	61	66	54	50	43	42	42	48	47	47	48	49	46
4	61	52	48	45	41	41	42	42	36	41	45	84	84	98	99	83	80	82	89	90	92	97	77	103	69
5	101	101	98	107	83	84	86	87	84	80	98	105	97	108	110	103	100	93	99	99	98	100	97	97	96
6	108	106	103	100	97	90	91	88	90	90	93	109	107	111	110	111	94	99	100	98	101	103	103	109	100
7	111	107	108	105	101	100	97	102	89	93	96	105	104	114	116	112	100	101	103	107	106	107	108	108	104
8	109	114	112	110	109	99	104	108	100	96	99	109	107	111	111	111	108	102	106	109	108	104	109	109	107
9	113	111	113	115	120	114	110	114	108	91	80	99	110	117	119	107	88	40	129	89	44	118	88	84	101
10	80	92	104	78	93	89	81	87	78	91	94	112	109	114	119	116	105	106	104	111	109	109	112	112	100
11	118	113	116	143	104	114	129	123	108	103	94	111	118	129	128	119	115	110	120	107	126	117	104	114	116
12	135	130	125	127	128	122	127	132	119	116	119	117	132	129	121	133	131	124	128	123	122	122	121	125	125
13	127	123	128	128	127	124	132	132	124	121	118	126	127	141	135	134	133	129	130	131	133	132	133	133	129
14	128	131	141	139	140	140	140	141	129	122	132	132	136	146	154	139	133	136	140	143	139	140	140	139	138
15	139	140	140	138	135	137	139	139	134	137	137	147	144	140	139	140	138	139	140	141	140	143	141	143	140
16	142	143	142	142	144	143	147	141	136	139	144	154	151	148	128	119	111	112	113	107	114	109	114	119	132
17	116	113	113	112	108	111	112	114	108	107	107	114	123	118	120	112	111	102	107	110	90	99	107	122	111
18	118	116	114	112	113	112	108	111	101	107	102	116	102	128	107	112	114	106	110	111	99	117	113	120	111
19	113	118	116	114	118	117	111	110	110	104	107	124	134	125	125	116	117	114	120	112	118	119	119	120	117
20	123	123	122	123	119	128	118	117	105	106	113	120	130	138	132	129	124	114	117	120	121	123	111	120	121
21	128	132	129	124	124	121	120	119	110	109	128	134	139	137	124	118	118	117	116	126	120	123	127	126	124
22	124	127	131	131	125	124	123	121	113	115	128	129	130	141	143	135	119	121	126	123	127	127	119	130	126
23	143	138	137	135	130	130	129	131	116	123	123	132	139	147	144	138	129	140	134	144	133	88	126	135	132
24	122	133	154	161	149	136	182	118	131	106	130	120	128	142	168	115	142	113	134	111	113	149	116	162	135
25	139	148	148	150	139	166	150	130	118	123	133	124	130	142	154	144	134	130	130	133	122	132	134	136	137
26	132	134	144	138	137	132	142	128	119	121	125	120	137	144	143	139	131	129	130	130	122	121	110	120	130
27	140	140	144	147	149	147	150	158	129	137	142	146	147	149	148	141	140	138	135	146	130	139	146	146	143
28	153	144	150	160	153	149	158	144	132	141	140	146	144	151	158	152	152	142	150	149	150	145	149	143	148
29	150	149	152	154	153	154	157	149	130	117	113	114	122	136	138	131	123	121	120	122	110	127	113	119	132
30	120	125	127	128	124	127	129	134	117	113	114	114	132	133	133	127	128	125	128	128	129	124	128	124	126
31	123	123	124	122	124	129	131	130	119	114	118	125	140	149	141	138	129	128	120	128	126	128	127	130	128
MEANS	115	115	117	117	114	114	116	113	104	103	107	115	118	125	124	117	112	108	114	113	109	113	116	116	114

TABLE 67

EARTH-CURRENT POTENTIALS AT WATHEROO MAGNETIC OBSERVATORY

JULY 1933 — EXPRESSED IN TENTHS OF MILLIVOLTS — VALUES NEGATIVE EXCEPT AS INDICATED — JULY 1933

(THE TABULAR VALUES ARE AVERAGES FOR SUCCESSIVE PERIODS OF ONE HOUR AS INDICATED 120° EAST MERIDIAN MEAN TIME)

COMPONENT EASTWARD LINE OR LENGTH IN KMS 9.90 DIRECTION TRUE E

DAY	0-1	1-2	2-3	3-4	4-5	5-6	6-7	7-8	8-9	9-10	10-11	11-12	12-13	13-14	14-15	15-16	16-17	17-18	18-19	19-20	20-21	21-22	22-23	23-24	MEAN
1	537	538	543	537	540	540	540	538	538	533	521	510	516	503	510	511	514	519	523	521	510	518	513	512	524
2	518	524	525	520	529	529	539	524	543	518	516	517	500	488	487	519	514	518	519	513	516	544	546	551	522
3	547	547	546	546	551	559	542	538	549	548	531	521	511	501	508	517	526	522	507	510	517	520	523	523	530
4	532	527	517	523	528	531	541	551	545	530	511	506	511	508	509	518	515	519	521	510	513	504	501	523	526
5	528	527	528	537	543	544	549	552	541	530	527	511	499	523	512	504	515	508	508	499	509	507	516	524	522
6	528	527	525	527	529	529	531	533	530	520	523	507	501	523	513	500	491	489	484	497	510	508	510	518	515
7	520	520	527	515	518	522	525	532	528	523	523	516	517	520	509	505	493	491	502	493	498	500	506	513	513
8	512	527	517	511	517	509	517	520	518	514	533	523	516	503	518	504	500	496	497	498	497	496	497	511	511
9	522	504	516	518	531	540	522	500	488	528	510	501	508	557	541	499	511	491	553	480	518	537	508	531	517
10	546	543	571	528	521	521	529	532	527	513	507	507	493	545	520	509	494	493	498	502	496	506	508	510	518
11	512	520	510	541	511	498	527	527	513	470	529	517	492	507	512	514	497	500	491	493	503	492	502	486	507
12	511	508	508	518	523	522	526	519	518	499	472	490	501	480	487	493	507	503	505	486	502	495	495	492	505
13	497	499	508	517	510	512	519	511	513	497	498	500	487	489	488	496	500	505	500	502	499	495	491	489	509
14	494	490	501	503	510	510	511	517	507	500	495	487	473	481	485	500	503	507	508	501	498	496	494	495	499
15	500	500	499	511	508	510	513	509	507	499	490	496	491	488	486	488	499	501	496	499	494	496	497	496	499
16	497	500	500	500	509	510	511	511	504	501	495	492	481	486	489	493	492	490	499	500	489	492	500	505	498
17	502	499	500	509	498	501	507	508	509	501	499	500	497	482	489	492	508	506	482	471	441	463	500	512	495
18	503	507	511	518	521	513	518	519	500	507	523	500	492	480	479	480	478	465	492	479	466	506	500	500	498
19	495	496	505	512	499	497	497	509	505	488	483	492	490	487	471	478	497	487	481	480	482	489	490	491	492
20	495	491	496	496	497	501	503	500	495	505	499	487	488	491	487	490	475	483	501	499	529	531	490	489	497
21	500	501	500	497	499	496	502	508	503	494	491	498	508	495	489	493	489	483	479	482	480	492	496	492	494
22	502	501	502	508	509	510	513	516	518	510	508	513	496	489	481	488	498	500	491	488	482	475	487	509	500
23	518	514	513	516	514	510	516	524	496	485	500	508	491	490	490	501	501	511	485	468	482	453	482	489	498
24	498	507	502	517	516	499	552	484	524	514	452	445	520	522	476	394	522	532	497	453	492	500	482	583	499
25	479	506	507	506	516	538	527	529	538	513	497	510	522	502	492	523	512	510	494	482	553	500	503	517	512
26	526	526	528	535	534	532	538	539	531	522	533	538	506	508	521	509	559	522	529	532	525	534	531	498	528
27	509	511	515	511	518	526	523	517	511	498	498	489	486	499	507	500	502	492	500	492	493	485	503	507	504
28	517	515	521	527	537	520	492	551	523	500	495	489	488	487	507	499	501	505	512	505	500	498	495	499	508
29	507	512	511	528	526	522	525	532	525	509	488	489	492	497	499	495	514	510	509	499	487	485	501	498	507
30	501	510	512	517	519	519	519	517	520	508	502	499	496	490	491	491	502	501	496	498	514	490	496	500	504
31	499	507	512	516	513	521	530	534	519	502	498	495	507	508	496	489	483	500	509	502	501	500	497	499	506
MEANS	511	513	515	518	519	519	523	523	519	509	505	502	499	501	498	496	504	502	502	495	500	500	502	508	508

TABLE 68

EARTH-CURRENT POTENTIALS AT WATHEROO MAGNETIC OBSERVATORY

AUGUST 1933 EXPRESSED IN TENTHS OF MILLIVOLTS — VALUES POSITIVE EXCEPT AS INDICATED AUGUST 1933

(THE TABULAR VALUES ARE AVERAGES FOR SUCCESSIVE PERIODS OF ONE HOUR AS INDICATED 120° EAST MERIDIAN MEAN TIME)

COMPONENT NORTHWARD LINE OQ LENGTH IN KMS 3.425 DIRECTION TRUE N

DAY	0-1	1-2	2-3	3-4	4-5	5-6	6-7	7-8	8-9	9-10	10-11	11-12	12-13	13-14	14-15	15-16	16-17	17-18	18-19	19-20	20-21	21-22	22-23	23-24	MEAN
1	129	133	143	119	127	128	136	137	123	120	122	127	131	138	138	138	134	131	133	134	134	136	136	136	132
2	136	136	136	133	...	...	...	...	107	119	132	138	150	146	146	140	131	130	134	131	134	134	139	138	...
3	142	139	134	138	132	134	131	132	122	121	131	134	150	142	142	130	122	107	108	110	100	106	106	110	126
4	111	114	111	108	105	107	106	97	98	108	120	134	150	159	151	137	129	128	134	137	136	139	139	142	125
5	144	142	140	144	141	139	138	138	114	119	130	141	154	162	171	146	137	133	123	103	84	136	126	154	136
6	163	148	123	187	211	154	149	148	130	133	163	129	166	157	150	154	140	133	132	138	130	154	140	157	150
7	147	164	157	152	146	150	144	141	127	143	147	147	153	166	164	153	148	138	146	147	148	148	156	154	149
8	161	167	161	162	161	161	171	158	138	143	147	164	166	175	177	169	150	144	157	158	156	155	161	160	159
9	162	168	168	168	167	168	177	186	147	142	146	156	162	172	184	179	168	166	163	160	162	161	163	168	165
10	166	169	172	174	170	169	171	168	154	149	...	...	224	223	219	205	190	182	180	179	173	173	171	172	...
11	170	170	169	168	165	165	167	159	151	153	154	153	166	173	166	154	148	149	150	156	153	152	151	153	159
12	154	155	158	157	154	155	159	154	139	127	131	141	162	168	170	161	148	147	149	152	150	150	150	151	152
13	152	152	156	152	149	152	154	154	142	134	136	146	161	165	179	160	150	142	142	132	137	128	114	156	148
14	156	142	147	158	137	154	161	173	129	134	153	130	144	164	164	144	140	139	138	122	148	108	139	151	145
15	152	148	155	155	146	160	155	142	133	134	139	145	157	150	164	156	134	150	146	147	143	148	144	150	148
16	142	148	159	140	147	150	148	146	132	130	134	150	166	177	171	142	139	134	140	140	144	143	147	147	146
17	141	150	146	144	144	150	...	138	132	128	...	...	...	...	...	146	147	100	134	131	121	100	139	154	...
18	148	140	149	151	148	147	147	136	142	138	143	156	177	172	167	144	137	144	143	146	146	148	148	130	148
19	134	148	171	182	144	133	139	137	144	134	134	170	172	179	163	157	147	132	147	128	153	152	160	162	151
20	160	162	160	160	170	...	...	...	...	...	...	...	178	193	183	183	159	154	151	161	142	157	149	156	...
21	159	161	163	193	149	163	170	142	138	133	146	162	174	189	162	168	147	144	130	173	122	162	144	144	156
22	180	162	164	200	156	154	158	152	153	145	143	153	164	171	170	155	156	143	143	152	152	150	153	156	158
23	160	161	161	161	159	158	153	146	141	142	149	147	157	169	179	158	143	145	145	152	136	153	106	167	152
24	154	161	170	160	157	174	162	142	133	142	160	152	150	177	178	154	123	137	136	119	132	126	116	114	147
25	126	112	127	126	132	142	146	139	124	130	154	158	169	158	165	136	147	139	139	148	138	138	136	139	140
26	141	150	150	153	154	156	151	140	142	150	147	163	173	164	164	168	151	152	177	156	120	156	153	152	154
27	150	150	153	153	152	158	151	142	142	137	160	170	172	172	173	168	163	153	167	164	162	159	159	160	158
28	159	163	160	164	160	169	166	157	153	154	177	180	183	184	177	165	156	154	161	163	160	162	160	160	164
29	162	163	164	162	166	167	170	165	150	140	147	170	178	173	172	163	150	148	154	133	172	155	156	142	159
30	139	145	151	147	148	140	140	140	141	138	148	160	169	172	174	162	154	150	157	156	156	157	158	160	153
31	159	161	158	157	154	156	156	152	136	132	150	164	174	180	180	176	160	155	159	161	162	167	162	161	160
MEANS	150	151	153	156	151	152	152	146	136	135	145	152	163	168	167	155	145	142	145	144	142	146	144	150	150

TABLE 69

EARTH-CURRENT POTENTIALS AT WATHEROO MAGNETIC OBSERVATORY

AUGUST 1933 EXPRESSED IN TENTHS OF MILLIVOLTS — VALUES NEGATIVE EXCEPT AS INDICATED AUGUST 1933

(THE TABULAR VALUES ARE AVERAGES FOR SUCCESSIVE PERIODS OF ONE HOUR AS INDICATED 120° EAST MERIDIAN MEAN TIME)

COMPONENT EASTWARD LINE OR LENGTH IN KMS 9.90 DIRECTION TRUE E

DAY	0-1	1-2	2-3	3-4	4-5	5-6	6-7	7-8	8-9	9-10	10-11	11-12	12-13	13-14	14-15	15-16	16-17	17-18	18-19	19-20	20-21	21-22	22-23	23-24	MEAN
1	499	506	521	509	510	513	527	536	521	517	510	510	489	498	482	485	488	500	504	501	506	505	502	500	506
2	503	496	497	498	...	...	...	...	513	507	508	507	504	490	492	497	497	495	486	497	502	497	502	500	...
3	507	514	502	506	507	517	521	536	530	518	500	495	494	521	540	553	548	543	541	541	547	539	543	531	525
4	536	548	531	530	529	536	537	536	522	518	508	506	502	498	497	496	497	502	497	496	500	507	514	517	515
5	517	511	511	508	514	518	518	517	512	512	512	507	502	492	490	473	473	489	504	450	448	423	494	538	497
6	542	493	574	544	507	503	536	519	518	514	453	553	510	506	518	512	504	498	486	487	538	494	497	510	513
7	506	543	528	530	516	520	517	526	515	507	488	511	527	518	527	507	496	496	492	493	500	493	507	503	511
8	514	526	519	518	517	514	513	516	508	503	519	521	520	517	514	508	506	500	496	498	497	496	496	507	510
9	524	513	518	521	519	512	515	526	517	497	503	505	507	499	512	503	508	514	500	497	500	493	500	505	509
10	507	510	516	519	518	515	514	520	514	500	...	...	382	400	411	422	430	435	436	436	437	438	441	449	...
11	457	461	463	470	472	480	479	478	471	461	461	472	471	474	476	480	480	487	486	483	480	478	481	482	474
12	487	488	497	497	494	496	497	505	494	483	486	491	490	485	484	484	483	503	496	494	491	493	491	496	492
13	496	496	507	508	505	508	514	511	512	503	498	495	500	506	508	497	493	470	458	468	504	502	506	527	500
14	494	496	513	575	508	503	532	518	508	516	487	498	508	507	485	482	505	512	504	500	511	501	489	495	506
15	516	503	510	512	513	522	526	519	522	512	514	518	496	488	508	499	489	507	504	497	512	533	519	520	511
16	508	503	536	511	517	521	521	521	516	512	521	512	507	500	512	489	513	510	514	511	513	510	514	513	513
17	517	516	513	519	513	530	...	517	519	519	...	...	...	...	...	482	484	577	553	546	526	508	518	531	...
18	519	515	540	523	527	510	521	523	512	514	517	501	540	501	490	538	520	504	512	510	518	523	533	531	518
19	516	534	530	538	559	523	537	503	529	526	497	529	508	513	470	511	535	506	507	514	528	497	537	518	519
20	520	526	524	528	542	...	...	...	...	...	...	...	515	510	511	521	516	507	516	503	497	532	502	520	...
21	525	524	527	536	510	505	527	497	506	494	497	509	538	533	511	528	510	482	468	529	544	490	494	512	512
22	564	509	517	539	524	513	516	518	510	517	518	530	520	530	500	501	522	517	523	512	513	518	519	524	520
23	529	533	532	536	532	527	522	523	527	528	525	519	531	541	527	508	491	531	529	497	509	492	501	536	522
24	529	524	553	538	522	541	534	520	509	515	511	526	527	533	539	544	496	559	537	517	560	549	521	542	531
25	570	541	561	579	536	539	528	553	530	512	540	530	535	537	529	510	553	523	512	524	544	528	538	533	537
26	536	532	541	531	538	540	538	541	518	526	529	531	537	525	512	512	517	531	528	531	523	542	530	536	530
27	533	546	545	536	540	537	537	532	510	520	518	507	510	512	518	527	513	527	531	523	518	516	510	514	524
28	519	531	531	535	528	538	538	537	521	513	507	513	522	517	503	511	520	518	518	517	514	512	516	513	520
29	513	527	528	526	528	528	543	548	547	547	546	528	503	488	510	533	523	518	517	546	546	548	543	542	530
30	542	548	555	543	567	576	562	543	534	528	520	511	514	510	506	516	514	516	523	530	528	529	527	524	532
31	529	537	541	536	540	544	542	544	523	517	513	510	498	493	504	514	517	520	516	513	523	528	527	534	524
MEANS	520	519	527	527	521	522	526	524	516	512	507	512	511	509	506	508	508	510	508	507	515	509	513	519	515

TABLE 70

EARTH-CURRENT POTENTIALS AT WATHEROO MAGNETIC OBSERVATORY

SEPTEMBER 1933 EXPRESSED IN TENTHS OF MILLIVOLTS — VALUES POSITIVE EXCEPT AS INDICATED SEPTEMBER 1933

(THE TABULAR VALUES ARE AVERAGES FOR SUCCESSIVE PERIODS OF ONE HOUR AS INDICATED 120° EAST MERIDIAN MEAN TIME)

COMPONENT NORTHWARD LINE OQ LENGTH IN KMS 3.425 DIRECTION TRUE N

DAY	0-1	1-2	2-3	3-4	4-5	5-6	6-7	7-8	8-9	9-10	10-11	11-12	12-13	13-14	14-15	15-16	16-17	17-18	18-19	19-20	20-21	21-22	22-23	23-24	MEAN
1	162	162	161	158	160	162	154	146	138	146	154	163	171	186	182	168	160	154	150	158	159	156	165	168	160
2	163	166	168	163	162	159	153	139	137	154	160	181	179	190	180	164	151	149	158	158	158	161	159	163	162
3	162	165	168	165	167	162	177	134	129	145	156	166	178	184	188	168	161	156	158	154	154	161	162	164	162
4	168	168	167	168	167	162	155	147	140	143	152	170	182	187	178	162	151	149	153	158	155	154	159	160	161
5	167	170	173	174	169	167	162	151	140	138	152	168	188	192	180	172	145	150	152	138	139	146	150	146	160
6	153	143	144	156	160	162	156	151	128	135	142	162	173	187	178	168	157	153	158	159	158	160	160	162	157
7	164	164	163	170	167	174	153	139	142	143	152	161	181	190	187	173	158	153	159	159	154	153	153	163	162
8	158	173	174	170	169	170	170	148	147	138	156	162	180	187	190	182	147	164	169	160	145	133	144	151	162
9	147	154	153	159	157	156	141	134	144	...	...	...	...	...	...	...	...	...	...	...	...	...	...	...	...
10	...	...	...	...	...	...	...	...	166	168	180	179	193	170	182	182	159	155	168	157	173	163	177	169	...
11	192	176	177	174	176	173	167	160	169	172	178	188	204	198	183	181	165	164	168	163	172	176	174	169	176
12	170	180	184	179	180	181	173	172	166	173	165	192	193	189	193	176	172	174	163	178	176	180	183	179	178
13	178	186	183	184	187	182	180	167	163	162	179	190	197	194	195	180	179	172	150	173	156	144	140	130	173
14	175	200	184	230	128	180	165	173	195	178	171	183	186	173	177	171	179	160	168	161	184	174	178	181	177
15	198	192	168	190	181	179	177	155	159	173	196	202	191	187	182	183	168	156	164	143	139	147	189	183	175
16	199	183	163	177	171	174	167	154	166	170	178	186	187	195	189	187	167	142	181	187	177	173	159	177	175
17	177	167	172	184	179	199	144	156	159	163	179	189	196	197	203	187	184	177	169	176	178	178	177	187	178
18	187	190	184	215	194	167	178	168	166	175	177	168	200	194	195	192	180	173	160	180	170	182	181	187	182
19	187	188	188	192	182	179	176	163	166	170	182	190	196	202	207	180	183	178	175	173	168	189	181	163	182
20	179	202	208	190	199	194	178	173	173	168	169	204	203	199	206	196	178	169	180	180	180	173	193	183	186
21	183	192	198	193	192	190	184	170	170	176	184	198	206	213	193	192	191	183	166	193	183	179	193	202	188
22	212	222	231	246	253	269	238	228	177	184	193	183	202	206	206	196	175	181	180	179	180	181	169	179	...
23	196	197	192	195	193	190	200	181	173	178	199	203	216	214	218	190	178	174	178	183	180	171	179	185	190
24	189	194	199	199	193	194	203	186	177	189	189	194	211	213	208	194	190	181	192	187	187	185	173	182	192
25	198	199	197	196	193	192	192	188	184	182	186	201	219	215	207	193	180	181	182	183	174	181	183	176	191
26	173	188	187	197	218	208	191	174	174	182	178	186	198	203	204	195	185	187	188	188	184	182	183	187	189
27	186	183	182	181	184	196	187	174	162	183	195	220	205	211	192	179	183	187	178	187	188	190	188	189	188
28	192	190	190	204	179	186	202	188	191	194	190	207	213	209	204	196	182	184	184	192	191	192	197	201	194
29	198	199	192	193	209	187	188	194	174	183	189	211	222	216	213	194	189	175	188	189	191	192	193	197	195
30	194	188	192	192	189	184	182	172	180	185	204	220	230	223	213	193	180	181	183	190	188	186	199	186	193
MEANS	180	182	180	185	180	180	175	164	162	167	174	188	196	198	194	182	172	168	169	172	170	170	174	175	177

TABLE 71

EARTH-CURRENT POTENTIALS AT WATHEROO MAGNETIC OBSERVATORY

SEPTEMBER 1933 — EXPRESSED IN TENTHS OF MILLIVOLTS — VALUES NEGATIVE EXCEPT AS INDICATED — SEPTEMBER 1933

(THE TABULAR VALUES ARE AVERAGES FOR SUCCESSIVE PERIODS OF ONE HOUR AS INDICATED 120° EAST MERIDIAN MEAN TIME)

COMPONENT EASTWARD LINE OR LENGTH IN KMS 9.90 DIRECTION TRUE E

DAY	0-1	1-2	2-3	3-4	4-5	5-6	6-7	7-8	8-9	9-10	10-11	11-12	12-13	13-14	14-15	15-16	16-17	17-18	18-19	19-20	20-21	21-22	22-23	23-24	MEAN
1	536	536	530	531	542	550	546	543	538	528	502	506	508	513	514	508	512	517	500	515	513	493	527	518	522
2	530	520	527	524	527	536	528	537	523	517	517	511	507	509	531	514	508	509	515	513	510	520	524	518	520
3	514	530	528	523	528	512	536	521	517	517	507	523	518	518	511	513	514	513	508	512	514	517	527	521	518
4	526	538	529	529	529	529	531	532	525	512	513	517	521	514	516	520	519	516	520	514	509	514	517	523	521
5	523	527	538	537	533	520	527	519	518	517	523	528	529	520	510	521	510	513	509	559	540	520	519	567	526
6	578	570	550	542	541	547	530	520	524	512	527	530	521	526	507	504	507	506	505	513	517	524	524	526	527
7	528	528	535	532	531	538	527	538	519	509	502	498	517	516	510	502	524	520	509	498	496	499	516	542	518
8	516	526	531	528	529	530	527	522	513	516	510	508	499	509	519	512	492	522	535	566	543	534	538	543	524
9	548	562	576	544	544	568	546	537	535	...	...	...	...	...	...	...	...	...	...	...	...	...	...	...	...
10	...	...	...	...	...	...	...	...	516	496	490	514	511	493	559	513	509	501	521	545	506	499	526	503	...
11	556	520	520	507	522	517	513	518	513	517	514	516	505	514	499	496	488	523	518	510	507	511	508	525	514
12	498	513	520	514	517	524	518	516	516	498	474	487	508	524	521	498	512	504	517	517	532	500	509	511	510
13	518	509	514	514	520	520	517	513	514	512	508	508	497	506	514	538	527	511	542	497	488	488	575	459	513
14	523	534	532	596	516	525	520	523	531	518	523	519	523	487	484	490	508	500	494	534	497	502	509	510	517
15	547	556	504	496	522	507	520	507	504	518	514	453	504	520	547	518	493	509	473	510	509	553	527	540	515
16	546	532	517	519	521	520	525	521	513	502	513	508	502	484	493	507	495	472	507	512	513	537	522	539	513
17	576	515	517	508	527	558	510	517	511	491	496	504	493	496	497	521	512	498	489	504	491	501	514	518	511
18	512	506	502	518	521	481	497	507	500	462	509	500	497	487	478	482	477	491	490	493	519	498	500	508	497
19	515	516	517	512	515	503	508	513	497	506	493	492	510	502	502	472	490	497	495	487	498	493	498	533	503
20	474	506	510	498	501	510	498	488	511	500	498	486	456	506	511	508	501	496	491	486	478	484	520	502	497
21	510	521	503	511	502	502	508	488	488	498	494	503	517	512	498	499	491	487	486	492	482	514	510	538	502
22	562	615	633	670	712	723	723	750	475	482	492	496	501	490	514	499	497	499	480	464	483	497	511	490	...
23	499	507	509	504	503	502	492	490	484	482	492	491	499	495	504	478	505	502	493	490	491	489	496	493	495
24	501	501	502	505	501	494	489	492	483	500	498	496	495	493	490	488	491	513	495	487	494	487	496	479	495
25	497	508	511	517	510	502	500	482	486	478	478	490	491	502	506	497	497	497	491	499	493	495	511	500	497
26	490	510	512	507	532	550	522	517	498	501	478	476	479	482	491	491	488	507	504	492	489	489	495	499	500
27	499	502	497	503	507	516	537	520	544	508	508	496	481	472	487	480	487	491	486	493	492	496	494	484	499
28	487	438	490	512	487	486	501	501	484	487	496	489	484	478	484	478	485	483	481	493	488	491	493	490	489
29	490	495	484	479	501	491	477	512	501	493	500	483	454	488	501	472	483	477	488	487	484	489	492	489	488
30	496	497	493	483	484	485	495	500	490	489	490	488	497	497	495	487	483	489	488	487	487	493	508	522	493
MEANS	518	519	516	517	517	517	515	513	509	503	503	500	500	503	504	500	500	502	501	506	503	505	514	515	508

TABLE 72

EARTH-CURRENT POTENTIALS AT WATHEROO MAGNETIC OBSERVATORY

OCTOBER 1933 EXPRESSED IN TENTHS OF MILLIVOLTS — VALUES POSITIVE EXCEPT AS INDICATED OCTOBER 1933

(THE TABULAR VALUES ARE AVERAGES FOR SUCCESSIVE PERIODS OF ONE HOUR AS INDICATED 120° EAST MERIDIAN MEAN TIME)

COMPONENT NORTHWARD LINE OQ LENGTH IN KMS 3.425 DIRECTION TRUE N

DAY	0-1	1-2	2-3	3-4	4-5	5-6	6-7	7-8	8-9	9-10	10-11	11-12	12-13	13-14	14-15	15-16	16-17	17-18	18-19	19-20	20-21	21-22	22-23	23-24	MEAN
1	205	202	193	212	178	181	174	166	161	180	200	227	237	219	200	180	174	182	185	186	187	183	188	190	191
2	192	193	191	188	186	171	166	166	160	182	214	247	262	224	193	180	202	169	171	169	178	169	208	197	191
3	197	196	192	190	182	177	163	163	163	180	213	231	231	219	200	188	173	178	186	190	190	190	192	195	191
4	196	200	200	200	196	193	180	183	176	200	223	240	238	212	198	190	177	180	192	192	193	195	192	178	197
5	204	206	200	200	198	190	173	185	200	232	231	218	203	200	208	180	184	185	155	157	218	194	201	207	197
6	201	205	210	207	199	210	172	178	180	201	224	227	224	219	218	210	189	183	192	172	182	210	202	193	200
7	207	206	204	208	204	188	184	194	189	216	233	228	234	218	217	209	208	201	133	218	217	205	196	203	205
8	187	192	219	222	222	210	192	184	197	...	...	...	...	...	...	...	...	162	203	197	196	193	194	196	...
9	204	200	200	210	198	204	192	188	188	206	212	221	246	234	216	203	186	205	194	179	197	204	207	192	204
10	202	207	217	220	193	190	207	205	186	194	236	230	233	222	213	206	180	178	216	218	208	198	208	208	207
11	207	217	202	222	201	207	203	202	209	213	222	227	221	231	212	210	209	196	190	223	213	206	200	215	211
12	209	209	206	215	209	197	198	212	193	212	223	223	240	214	216	201	198	193	196	187	191	220	216	213	208
13	212	215	212	212	211	207	208	194	190	202	200	247	241	237	220	214	207	192	200	...	...	...	188	240	...
14	246	230	218	218	211	201	188	226	196	202	204	199	209	194	178	166	160	162	126	164	164	169	164	177	190
15	161	170	154	166	180	152	146	146	146	152	171	187	192	189	177	182	147	159	154	158	150	159	168	139	163
16	173	173	172	171	162	156	143	139	145	162	172	192	192	189	169	153	143	142	147	137	159	161	164	164	162
17	164	170	165	161	158	155	142	136	131	159	190	204	199	189	167	154	147	154	152	158	158	158	159	162	162
18	170	163	160	171	154	158	158	143	150	162	184	204	194	185	157	149	116	153	132	142	124	148	137	163	157
19	160	162	160	162	176	144	127	124	138	152	162	183	189	192	172	162	153	151	151	151	155	154	157	156	158
20	163	168	166	165	163	150	153	136	136	153	178	196	201	190	167	156	145	152	149	146	159	155	153	138	160
21	162	163	167	162	161	157	142	142	136	159	188	205	210	191	167	152	145	148	150	152	150	150	161	159	162
22	163	162	173	165	161	152	151	150	144	158	172	195	200	193	182	165	154	153	142	156	156	151	153	161	163
23	162	162	163	164	162	155	143	141	148	154	173	192	204	199	173	166	150	150	157	160	158	154	157	163	163
24	161	167	165	167	161	178	148	155	158	162	174	190	198	193	188	181	152	151	157	162	159	168	142	156	166
25	164	174	169	158	171	150	154	158	171	158	156	168	176	186	185	161	157	162	169	163	162	159	160	134	164
26	173	176	172	174	163	157	154	145	152	171	197	203	197	184	164	157	160	158	164	163	148	169	163	173	168
27	160	171	172	167	165	164	158	141	156	178	200	208	202	191	172	158	157	159	163	167	169	169	172	169	170
28	183	164	168	168	164	154	159	145	168	172	193	200	202	203	177	158	155	150	146	157	164	161	156	170	168
29	167	162	159	160	157	147	140	142	147	158	166	181	185	184	173	164	153	147	146	152	158	154	163	162	160
30	163	163	158	161	155	144	141	135	142	157	169	184	190	184	172	158	149	145	147	144	149	153	154	161	157
31	156	160	166	159	154	147	137	130	131	152	174	185	180	167	143	123	115	114	123	121	122	121	118	123	142
MEANS	182	183	181	182	177	170	162	161	162	177	195	207	210	200	185	173	163	164	162	167	170	172	173	173	177

TABLE 73

EARTH-CURRENT POTENTIALS AT WATHEROO MAGNETIC OBSERVATORY

OCTOBER 1933 — EXPRESSED IN TENTHS OF MILLIVOLTS — VALUES NEGATIVE EXCEPT AS INDICATED — OCTOBER 1933

(THE TABULAR VALUES ARE AVERAGES FOR SUCCESSIVE PERIODS OF ONE HOUR AS INDICATED 120° EAST MERIDIAN MEAN TIME)

COMPONENT EASTWARD LINE OR LENGTH IN KMS 9.90 DIRECTION TRUE E

DAY	0-1	1-2	2-3	3-4	4-5	5-6	6-7	7-8	8-9	9-10	10-11	11-12	12-13	13-14	14-15	15-16	16-17	17-18	18-19	19-20	20-21	21-22	22-23	23-24	MEAN
1	528	514	496	538	520	490	497	522	492	487	493	517	530	514	495	482	481	489	493	497	508	530	526	516	506
2	515	510	507	507	500	512	512	494	482	494	502	508	522	518	483	506	488	482	486	492	528	520	496	524	504
3	512	506	504	500	494	503	501	490	489	486	497	508	506	507	500	495	490	482	488	486	489	492	495	496	496
4	501	502	500	503	497	485	467	476	472	473	487	503	508	486	503	481	477	479	486	479	480	485	481	514	488
5	474	527	495	498	502	491	483	485	472	502	475	490	491	512	483	474	486	487	456	424	519	486	499	509	489
6	508	502	503	512	502	532	508	500	476	480	470	495	534	513	504	480	460	488	524	506	500	516	510	512	502
7	520	543	527	528	502	520	512	485	468	441	476	492	480	474	465	507	494	476	467	514	488	487	486	510	494
8	480	516	465	494	493	490	499	474	477	...	...	...	...	...	...	...	...	482	493	482	500	503	509	482	...
9	504	499	491	500	498	504	500	490	487	480	477	457	498	528	497	483	482	502	507	477	484	492	492	496	493
10	493	527	520	526	500	498	486	502	477	480	500	498	497	474	472	468	472	488	494	504	495	502	488	488	494
11	516	505	485	482	498	493	494	482	490	483	496	508	493	497	480	494	506	493	503	499	494	496	517	497	496
12	504	504	499	526	504	500	485	504	465	512	504	498	490	448	484	511	506	505	503	473	510	501	520	513	499
13	506	506	506	503	509	504	503	502	522	533	529	529	539	532	528	527	529	522	520	...	...	...	553	532	...
14	541	541	533	532	529	534	537	536	534	465	508	512	499	484	470	477	477	492	475	480	462	520	491	519	...
15	542	715	664	502	503	485	478	492	484	493	486	493	500	490	487	477	482	480	486	488	517	504	508	482	...
16	504	488	496	494	499	499	491	487	497	519	537	508	487	483	466	476	475	482	495	494	490	491	509	517	495
17	526	508	498	498	497	497	497	478	478	488	511	503	496	487	479	486	482	481	482	481	486	491	491	482	492
18	526	488	495	494	485	486	510	484	506	487	488	490	492	458	443	427	444	508	482	466	477	511	538	555	489
19	490	493	489	487	494	489	490	470	467	483	490	489	498	499	493	487	491	487	484	488	486	487	488	496	488
20	498	490	492	491	491	489	479	474	469	472	488	496	500	493	472	479	481	486	480	478	488	488	484	487	485
21	497	487	490	485	480	482	475	477	459	472	480	485	507	503	497	484	478	474	473	465	476	479	489	491	483
22	500	483	499	480	485	477	473	457	458	468	478	492	515	497	503	496	467	490	480	479	476	471	482	487	483
23	492	496	500	499	497	488	482	460	460	465	468	486	497	499	491	493	482	483	492	480	477	473	484	479	484
24	483	484	492	493	492	496	487	453	463	466	469	471	472	468	488	501	483	474	474	480	462	484	494	442	478
25	462	487	496	484	492	496	486	465	470	475	478	458	437	461	472	477	450	508	481	482	480	475	471	466	475
26	503	467	478	490	482	491	473	482	476	482	485	484	488	477	418	487	489	477	482	477	470	470	468	513	480
27	454	474	480	483	477	487	495	485	474	451	463	473	469	482	486	477	482	477	478	477	480	479	481	477	477
28	488	476	478	486	487	488	481	473	468	474	487	488	482	480	470	470	470	466	474	479	478	482	485	480	479
29	471	...	...	...	...	...	...	...	507	494	481	483	483	473	467	462	453	458	459	463	467	476	474	475	...
30	499	518	...	...	...	...	...	486	480	484	480	473	468	466	472	...	465	465	466	457	468	470	469	480	...
31	487	470	470	468	466	463	459	458	458	460	468	476	477	479	468	457	456	467	464	476	496	492	476	484	471
MEANS	499	497	495	498	494	494	489	481	475	479	487	491	495	490	480	483	479	485	485	482	489	491	494	497	489

TABLE 74

EARTH-CURRENT POTENTIALS AT WATHEROO MAGNETIC OBSERVATORY

NOVEMBER 1933 — EXPRESSED IN TENTHS OF MILLIVOLTS — VALUES NEGATIVE EXCEPT AS INDICATED — NOVEMBER 1933

(THE TABULAR VALUES ARE AVERAGES FOR SUCCESSIVE PERIODS OF ONE HOUR AS INDICATED 120° EAST MERIDIAN MEAN TIME)

COMPONENT NORTHWARD LINE OQ LENGTH IN KMS 3.425 DIRECTION TRUE N

DAY	0-1	1-2	2-3	3-4	4-5	5-6	6-7	7-8	8-9	9-10	10-11	11-12	12-13	13-14	14-15	15-16	16-17	17-18	18-19	19-20	20-21	21-22	22-23	23-24	MEAN
1	+123	+125	+127	+122	+121	+114	+109	+ 98	+ 97	+118	+149	+158	+161	+151	+131	+116	+110	+103	+116	+108	+ 90	+124	+137	+132	+122
2	+131	+130	+137	+133	+126	+116	+107	+107	+107	+131	+158	+175	+164	+153	+137	+121	+116	+114	+ 99	+120	+120	+121	+124	+129	+124
3	+132	+124	+122	+138	+116	+117	+ 98	+110	+111	+131	+160	+162	+160	+149	+124	+116	+110	+101	+110	+113	+110	+104	+112	+110	+122
4	+126	+120	+140	+102	+116	+119	+ 94	+113	+108	+111	+134	+141	+158	+135	+132	+118	+104	+ 99	+108	+106	+ 95	+ 67	+ 72	+110	+114
5	+118	+ 99	+119	+114	+127	+ 82	+ 92	+ 88	+ 79	+ 91	+110	+123	+131	+113	+103	+ 92	+ 88	+ 85	+ 81	+ 73	+ 50	+ 80	+ 79	+ 83	+ 96
6	+ 80	+ 82	+ 80	+ 71	+ 73	+ 71	+ 65	+ 60	+ 56	+ 66	+ 97	+114	+ 98	+102	+ 80	+ 45	+ 40	+ 43	+ 49	+ 48	+ 41	+ 10	+ 68	26	+ 63
7	+ 71	+ 70	+ 60	+ 57	+ 72	+ 54	+ 46	+ 27	+ 47	+ 48	+ 63	+ 50	+ 64	+ 67	+ 59	+ 49	0	+ 18	6	+ 32	+ 23	+ 12	+ 7	+ 7	+ 42
8	+ 38	0	+ 28	+ 42	+ 37	7	5	0	+ 4	+ 20	+ 29	+ 34	+ 33	+ 28	+ 17	3	5	23	+ 4	3	8	48	23	9	+ 8
9	+ 1	12	4	8	+ 12	18	22	43	21	25	10	3	+ 8	+ 4	12	26	23	45	40	38	34	42	49	20	20
10	44	26	45	43	30	45	49	58	64	44	8	+ 41	+ 40	+ 3	41	47	50	50	60	80	69	73	50	34	39
11	49	57	52	64	58	70	65	63	68	70	52	47	50	40	51	66	84	92	68	86	113	67	62	73	65
12	88	82	70	68	67	70	76	86	77	64	56	26	44	50	60	75	87	96	94	78	71	80	87	82	72
13	65	68	42	72	77	79	79	83	80	94	...	...	60	74	92	107	111	119	129	102	97	110	101	104	...
14	104	93	104	105	110	116	125	128	123	116	100	81	84	76	101	120	120	122	123	134	117	113	114	120	110
15	110	111	111	113	116	121	128	137	121	96	77	79	78	93	118	132	133	130	127	127	126	122	121	129	115
16	118	110	113	118	123	131	136	140	135	122	98	79	77	88	111	137	149	147	148	140	151	126	121	122	122
17	125	123	128	129	132	142	146	147	138	113	97	95	112	118	131	143	144	147	142	141	143	144	141	138	132
18	140	130	139	131	144	152	159	151	136	121	98	92	98	122	144	166	164	155	150	151	150	152	158	149	140
19	150	131	152	150	152	161	163	161	151	120	108	99	118	130	151	164	162	160	158	163	154	158	154	153	147
20	152	153	146	152	159	150	165	156	159	155	132	117	110	139	150	161	162	165	165	160	160	162	161	160	152
21	161	158	155	154	139	...	...	...	...	142	139	120	114	114	130	143	151	150	153	143	162	157	150	180	...
22	168	167	168	168	174	168	181	181	200	184	163	146	140	151	168	173	180	184	202	177	188	194	181	190	175
23	185	174	165	182	181	190	192	194	177	181	169	145	139	161	172	181	182	193	184	182	180	187	188	179	178
24	172	182	176	182	165	188	196	190	188	180	152	153	152	158	171	187	188	189	185	178	179	178	187	187	178
25	179	178	178	182	187	193	188	189	179	187	164	158	158	168	170	174	182	186	188	181	177	177	183	190	179
26	184	173	178	175	183	193	193	188	188	172	158	154	166	171	181	187	190	186	189	180	182	181	182	181	179
27	187	187	180	187	184	195	196	198	190	186	171	167	175	174	177	181	184	197	199	200	194	191	193	189	187
28	190	198	208	188	192	188	202	196	184	184	174	143	170	171	186	195	206	199	201	198	198	213	218	181	...
29	199	192	177	187	192	206	...	150	170	172	163	155	173	176	188	200	205	201	204	209	210	203	199	191	...
30	200	191	196	188	197	207	211	209	187	177	151	149	157	181	210	...	196	208	197	...	...	209	210	208	...
MEANS	53	54	52	55	55	66	71	72	68	57	36	26	27	37	53	67	73	76	74	72	75	75	70	70	60

TABLE 75

EARTH-CURRENT POTENTIALS AT WATHEROO MAGNETIC OBSERVATORY

EXPRESSED IN TENTHS OF MILLIVOLTS — VALUES NEGATIVE EXCEPT AS INDICATED

NOVEMBER 1933 NOVEMBER 1933

(THE TABULAR VALUES ARE AVERAGES FOR SUCCESSIVE PERIODS OF ONE HOUR AS INDICATED 120° EAST MERIDIAN MEAN TIME)

COMPONENT EASTWARD LINE OR LENGTH IN KMS 9.90 DIRECTION TRUE E

DAY	0-1	1-2	2-3	3-4	4-5	5-6	6-7	7-8	8-9	9-10	10-11	11-12	12-13	13-14	14-15	15-16	16-17	17-18	18-19	19-20	20-21	21-22	22-23	23-24	MEAN
1	476	479	472	471	468	469	457	442	444	447	459	481	467	469	462	449	444	451	460	456	468	472	468	469	462
2	473	463	480	474	457	454	449	448	442	452	478	497	488	478	466	443	453	438	420	470	463	461	460	462	461
3	480	481	459	482	441	437	440	438	443	452	458	472	471	475	463	463	456	453	463	460	451	461	462	492	461
4	460	469	481	452	442	467	437	446	451	444	450	480	480	461	465	470	458	447	451	463	446	458	467	450	458
5	464	464	461	473	481	449	451	452	442	448	458	478	476	460	481	460	473	459	458	462	464	450	450	469	462
6	474	477	489	470	477	451	453	463	456	443	458	484	503	463	434	444	459	469	458	472	444	458	515	370	462
7	462	534	439	458	459	449	463	470	442	444	458	445	446	453	478	448	480	463	434	489	440	473	442	470	460
8	505	414	460	480	478	457	458	445	417	425	454	445	430	432	452	434	467	465	465	476	470	450	480	443	454
9	454	455	463	456	471	470	468	457	448	458	450	437	460	461	462	479	457	451	460	465	449	454	458	468	459
10	462	468	467	464	473	472	462	478	460	482	498	486	555	495	473	469	470	481	470	462	437	460	458	468	474
11	468	462	464	463	463	463	457	453	463	462	450	440	483	460	478	467	377	453	463	432	472	427	480	472	457
12	448	460	474	445	455	464	460	459	470	489	467	460	467	468	474	468	455	460	457	453	461	457	462	453	462
13	450	458	463	459	455	460	446	450	452	457	456	455	455	459	447	452	443	443	450	459	456	458	459	454	454
14	450	464	441	448	449	458	460	467	457	464	469	468	461	464	427	424	442	432	440	448	455	458	454	449	452
15	452	448	446	443	447	455	455	446	447	470	479	478	472	451	439	437	434	432	441	440	446	458	451	451	451
16	453	463	449	444	446	448	454	458	457	458	454	462	470	468	448	437	430	440	448	440	448	451	464	469	452
17	452	460	448	447	443	439	436	441	446	470	480	482	468	468	456	452	447	440	444	457	457	456	459	460	454
18	454	473	449	454	449	447	433	430	438	458	473	488	479	443	450	448	447	453	454	456	470	470	428	463	454
19	458	497	432	437	449	442	437	436	423	441	468	468	467	471	454	458	450	446	446	467	465	463	468	465	454
20	461	467	462	452	446	445	447	440	457	442	447	453	456	456	456	458	457	457	472	463	467	452	451	449	455
21	460	472	485	480	479	471	439	433	430	436	446	450	447	451	450	449	453	458	447	426	431	435	436	424	450
22	450	464	468	468	463	458	442	437	440	447	467	456	456	441	439	461	473	462	466	470	462	449	463	460	457
23	456	462	470	468	469	470	466	445	453	456	460	452	451	459	470	458	471	474	475	471	468	466	452	488	464
24	470	455	469	460	470	479	474	470	477	459	472	470	468	479	464	470	472	477	475	481	473	468	470	470	470
25	467	486	479	473	482	490	495	492	491	479	483	483	483	479	489	481	481	489	491	493	481	487	468	478	483
26	478	490	480	476	476	483	482	473	472	478	488	471	461	453	465	474	473	478	493	498	483	489	482	484	478
27	476	477	480	482	472	479	480	479	486	489	483	488	481	464	467	492	490	480	489	486	479	484	485	488	482
28	494	470	478	480	471	491	480	490	500	488	489	590	502	474	448	449	438	439	442	474	470	470	441	460	476
29	450	451	451	459	440	449	460	477	477	462	478	479	483	467	447	457	433	450	468	465	460	464	469	471	461
30	480	497	459	462	471	462	460	461	469	478	476	494	496	486	442	488	459	469	478	450	528	504	477	469	...
MEANS	464	468	464	463	461	461	457	456	454	459	467	472	472	463	459	457	455	457	459	464	460	461	462	461	461

TABLE 76

EARTH-CURRENT POTENTIALS AT WATHEROO MAGNETIC OBSERVATORY

DECEMBER 1933 EXPRESSED IN TENTHS OF MILLIVOLTS — VALUES NEGATIVE EXCEPT AS INDICATED DECEMBER 1933

(THE TABULAR VALUES ARE AVERAGES FOR SUCCESSIVE PERIODS OF ONE HOUR AS INDICATED 120° EAST MERIDIAN MEAN TIME)

COMPONENT NORTHWARD LINE OQ LENGTH IN KMS 3.425 DIRECTION TRUE N

DAY	0-1	1-2	2-3	3-4	4-5	5-6	6-7	7-8	8-9	9-10	10-11	11-12	12-13	13-14	14-15	15-16	16-17	17-18	18-19	19-20	20-21	21-22	22-23	23-24	MEAN
1	207	208	208	201	220	229	232	218	213	194	164	165	182	200	208	212	213	219	213	216	216	216	212	212	207
2	217	208	201	208	206	217	230	226	213	188	182	177	182	193	211	216	223	226	220	227	232	210	216	215	210
3	218	216	215	212	219	224	224	232	197	177	162	170	177	186	202	208	217	230	228	262	238	204	204	208	210
4	205	208	199	197	222	222	233	239	213	202	169	149	172	191	204	227	234	238	233	276	227	203	206	223	212
5	210	212	200	199	219	204	224	222	222	211	177	163	179	190	204	220	255	217	231	219	226	226	233	215	212
6	221	223	190	201	203	217	225	233	213	197	180	187	184	194	207	218	234	234	224	229	233	219	221	228	213
7	214	223	210	217	220	212	233	230	215	204	198	183	177	199	211	228	222	229	232	230	240	263	200	218	217
8	225	221	229	223	220	228	223	220	223	221	222	202	196	192	213	223	229	230	228	232	230	232	239	236	222
9	228	224	227	220	226	229	233	243	242	231	208	197	205	214	224	237	248	247	256	241	248	261	298	292	237
10	281	257	234	240	224	220	228	244	253	253	237	243	258	270	267	282	288	283	287	299	281	287	293	307	263
11	313	304	290	274	270	289	279	294	290	291	277	268	280	272	288	293	293	296	302	300	296	298	294	306	290
12	...	294	...	...	302	308	310	308	255	272	285	287	288	294	300	308	310	300	298	298	298	300	298	305	...
13	303	299	292	303	301	306	306	293	300	286	283	287	298	290	296	298	303	312	312	316	310	308	311	317	301
14	298	307	307	308	310	314	321	320	313	292	286	298	327	330	337	344	358	367	350	345	350	351	348	354	326
15	...	363	...	...	398	412	425	434	310	318	300	300	299	312	322	320	321	337	342	332	324	326	326	320	...
16	302	321	318	332	321	333	334	329	338	328	297	302	307	322	330	347	346	342	338	342	341	336	333	324	328
17	329	340	319	332	323	341	330	328	323	303	305	309	326	343	343	333	343	333	345	348	356	337	348	354	333
18	355	353	349	344	330	337	357	352	356	333	297	305	313	335	363	348	377	373	352	341	357	378	376	368	348
19	...	362	...	...	368	359	367	394	377	367	300	328	368	359	362	383	...	473	475	476	470	477	496	488	...
20	...	480	...	...	491	511	526	526	535	500	488	502	514	517	524	528	530	528	536	531	543	552	...	...	...
21	...	...	...	...	...	...	...	...	658	633	632	642	648	653	654	666	677	682	684	687	692	698	700	700	...
22	697	700	687	700	711	708	711	717	683	662	649	640	646	651	670	690	701	700	701	694	700	709	723	706	690
23	711	704	705	711	712	703	707	718	722	722	723	718	713	703	707	717	729	728	734	737	740	745	749	758	722
24	...	752	...	...	756	757	749	754	728	731	728	720	724	720	737	743	744	755	764	717	718	721	726	728	...
25	728	723	726	731	733	737	737	732	730	727	716	707	703	713	731	742	749	754	752	756	758	760	759	755	736
26	...	754	...	...	764	760	763	749	754	747	743	746	742	749	753	768	753	767	768	779	780	762	663	661	...
27	659	657	661	663	660	668	655	660	650	654	657	660	614	662	667	671	676	673	673	680	674	672	670	676	663
28	687	690	673	665	662	678	678	673	666	657	654	658	658	670	676	685	684	683	673	673	674	677	670	672	672
29	668	670	668	663	667	680	686	654	684	648	631	641	662	662	660	683	686	677	672	670	674	673	668	667	667
30	671	658	662	653	662	672	674	664	647	643	645	643	649	662	670	677	678	673	666	669	664	668	665	664	662
31	...	656	...	...	664	671	671	672	668	668	638	639	...	576	714	724	768	790	740	771	750	798	797	740	...
MEANS	389	388	381	382	384	390	394	393	387	375	362	360	366	376	386	396	404	403	401	404	403	401	402	403	389

TABLE 77

EARTH-CURRENT POTENTIALS AT WATHEROO MAGNETIC OBSERVATORY

DECEMBER 1933 — EXPRESSED IN TENTHS OF MILLIVOLTS — VALUES NEGATIVE EXCEPT AS INDICATED — DECEMBER 1933

(THE TABULAR VALUES ARE AVERAGES FOR SUCCESSIVE PERIODS OF ONE HOUR AS INDICATED 120° EAST MERIDIAN MEAN TIME)

COMPONENT EASTWARD LINE OR LENGTH IN KMS 9.90 DIRECTION TRUE E

DAY	0-1	1-2	2-3	3-4	4-5	5-6	6-7	7-8	8-9	9-10	10-11	11-12	12-13	13-14	14-15	15-16	16-17	17-18	18-19	19-20	20-21	21-22	22-23	23-24	MEAN
1	470	471	468	477	458	450	455	463	462	468	487	488	473	468	458	462	466	468	469	455	471	462	475	482	468
2	500	472	472	474	471	468	468	474	470	476	472	482	491	476	470	480	476	481	483	486	493	484	491	492	479
3	503	504	491	488	496	484	508	470	517	520	534	525	519	530	531	527	483	476	474	454	450	482	489	494	498
4	496	486	496	528	472	474	458	472	430	448	454	462	462	442	433	447	450	447	440	433	428	463	481	457	461
5	464	463	470	463	452	456	455	451	468	461	478	470	490	482	464	484	443	456	452	457	468	449	500	424	463
6	463	449	444	449	461	467	443	442	450	460	483	486	487	483	476	472	467	481	480	480	483	467	485	480	468
7	440	447	455	463	459	466	470	454	454	465	495	511	536	508	454	460	463	476	443	462	447	453	436	449	465
8	457	462	437	460	458	461	461	461	457	446	457	487	497	458	457	464	464	462	462	466	467	458	453	450	463
9	452	461	462	462	465	464	463	460	451	447	445	461	480	474	471	468	468	480	469	453	462	448	443	425	460
10	412	442	440	442	482	441	468	434	472	479	472	474	501	488	466	459	448	465	463	472	479	472	470	473	463
11	494	497	487	490	502	478	479	488	499	504	487	485	496	483	483	493	481	481	490	492	490	492	494	484	490
12	490	493	437	486	495	494	503	497	598	602	...	461	448	452	439	438	439	450	454	469	459	457	454	449	...
13	450	452	462	470	469	465	474	478	470	483	479	478	453	458	454	454	461	465	459	460	468	470	482	445	465
14	470	482	503	518	504	478	471	484	496	507	507	497	503	490	477	478	489	500	516	519	518	519	530	533	500
15	547	578	605	620	643	650	653	677	466	470	472	467	469	460	453	457	451	448	457	466	463	466	461	456	...
16	477	466	447	450	456	446	454	450	456	462	476	480	484	476	466	458	459	462	464	453	457	460	467	470	462
17	471	458	464	437	438	444	448	451	461	473	479	473	462	460	457	457	452	441	451	464	432	470	476	465	458
18	466	468	458	452	454	458	450	443	440	439	479	470	498	480	457	465	456	438	460	467	466	459	467	471	461
19	473	468	430	420	450	447	464	448	440	458	502	485	477	460	457	458	450	436	451	452	455	454	455	453	456
20	456	467	468	470	460	439	437	430	427	452	463	459	459	464	463	453	457	456	450	453	442	449	...	...	...
21	...	...	...	...	...	...	...	...	438	456	462	468	447	442	443	442	462	444	445	443	443	442	436	441	...
22	447	443	449	459	441	447	444	433	430	438	443	438	448	459	460	444	452	438	442	441	447	439	452	460	446
23	448	461	459	451	461	468	464	454	450	446	449	449	476	496	457	451	456	453	455	454	453	457	446	457	457
24	461	442	461	513	577	637	596	490	465	454	455	457	472	464	455	449	460	458	458	458	455	458	461	458	...
25	455	465	530	592	594	700	783	473	463	465	460	456	467	460	464	482	457	442	443	439	455	448	447	458	...
26	453	510	573	539	512	602	637	552	483	475	460	457	456	450	442	428	443	453	457	454	453	467	457	471	...
27	478	467	459	453	449	449	458	456	462	468	454	459	423	437	451	448	442	442	446	445	451	460	460	457	453
28	462	444	438	438	448	449	446	457	462	471	468	457	448	451	447	441	443	442	451	452	448	446	459	462	451
29	473	494	501	462	460	434	423	483	441	453	444	458	467	457	446	450	442	457	454	453	451	454	457	457	457
30	450	453	460	464	458	458	438	447	457	467	464	457	471	477	474	463	459	453	456	458	461	462	457	462	459
31	454	462	458	458	457	460	452	450	457	464	490	488	608	623	591	523	544	542	480	530	502	512	512	503	...
MEANS	466	466	465	464	464	459	459	459	461	467	474	475	480	474	464	464	460	461	462	462	463	464	471	465	465

TABLE 78

EARTH-CURRENT POTENTIALS AT WATHEROO MAGNETIC OBSERVATORY

JANUARY 1934 EXPRESSED IN TENTHS OF MILLIVOLTS — VALUES NEGATIVE EXCEPT AS INDICATED **JANUARY 1934**

(THE TABULAR VALUES ARE AVERAGES FOR SUCCESSIVE PERIODS OF ONE HOUR AS INDICATED 120° EAST MERIDIAN MEAN TIME)

COMPONENT NORTHWARD LINE OQ LENGTH IN KMS 3.425 DIRECTION TRUE N

DAY	0-1	1-2	2-3	3-4	4-5	5-6	6-7	7-8	8-9	9-10	10-11	11-12	12-13	13-14	14-15	15-16	16-17	17-18	18-19	19-20	20-21	21-22	22-23	23-24	MEAN
1	732	728	731	702	693	689	682	663	644	643	642	638	640	647	659	671	663	667	673	671	672	689	671	663	674
2	699	719	668	626	658	658	669	667	651	634	637	633	640	657	681	...	792	783	804	796	790	793	770	809	...
3	785	777	778	785	780	793	799	777	770	770	765	768	773	791	782	792	798	809	802	807	807	808	815	828	790
4	813	803	792	796	804	815	818	807	791	789	783	772	780	788	795	807	756	759	758	758	760	762	755	702	...
5	699	695	688	693	692	698	697	704	703	700	698	690	678	673	687	707	709	706	714	703	706	702	709	701	698
6	700	694	690	688	690	700	703	714	715	695	684	678	676	677	700	710	710	715	712	708	709	703	712	706	700
7	698	695	695	694	693	697	700	701	698	696	688	674	673	680	...	...	...	...	...	...	...	...	...	...	...
8	593	608	592	597	602	614	622	632	632	627	619	618	617	621	637	656	664	668	664	667	669	660	657	657	633
9	657	667	662	659	662	672	668	663	670	665	664	667	662	657	671	678	690	690	690	694	692	685	687	688	673
10	687	687	682	683	682	685	704	708	702	688	679	679	686	697	705	717	717	709	714	710	709	710	711	705	698
11	703	707	705	703	717	713	703	708	697	707	696	700	697	705	710	717	723	719	713	719	710	712	709	707	708
12	700	699	697	700	703	707	708	706	695	700	690	681	688	690	707	721	730	720	728	725	710	713	713	709	706
13	707	703	708	704	710	719	722	717	705	701	691	687	683	693	716	722	727	720	715	729	716	721	716	714	710
14	721	709	708	709	713	719	718	709	705	690	677	675	680	698	726	737	...	...	...	...	...	...	...	...	...
15	625	630	612	634	630	632	656	650	638	625	568	607	629	646	...	...	...	...	...	...	...	...	...	...	...
16	438	440	448	470	482	492	496	483	463	455	432	436	441	467	460	487	508	506	513	483	477	483	488	484	472
17	483	479	485	470	486	501	500	495	486	465	455	458	460	475	485	492	493	490	486	490	484	486	489	486	482
18	487	477	473	479	485	493	499	487	477	458	448	457	458	471	474	493	507	489	488	520	489	495	489	482	482
19	481	480	476	457	492	489	499	499	492	481	466	461	460	466	468	481	487	488	498	525	486	488	487	485	483
20	486	483	483	482	485	486	487	491	474	473	474	473	472	472	444	469	479	479	479	486	486	477	478	477	478
21	478	478	472	477	478	481	487	488	490	486	471	456	467	468	478	487	505	494	492	487	489	500	485	495	483
22	490	482	485	481	488	489	474	480	485	492	482	476	470	480	483	487	490	497	496	502	489	497	492	493	487
23	497	496	492	487	488	490	509	475	480	496	493	492	488	497	487	500	513	520	511	509	511	520	504	502	498
24	509	507	498	497	499	501	500	514	500	489	478	493	499	490	498	508	510	510	512	509	516	505	505	505	502
25	507	502	496	487	505	510	512	514	509	496	483	495	497	490	489	518	526	523	513	506	508	508	520	511	505
26	503	501	508	499	508	510	513	517	499	493	497	498	500	508	506	511	519	514	518	508	507	509	515	523	508
27	505	499	517	522	502	528	519	519	502	493	479	489	502	506	511	513	522	522	519	517	517	507	507	509	509
28	508	507	507	510	508	512	516	488	500	499	501	510	519	511	512	521	521	520	515	522	527	535	513	519	512
29	526	532	532	530	532	523	545	538	519	502	507	508	512	512	522	540	550	540	535	543	553	534	534	542	530
30	533	530	510	525	533	532	542	536	522	520	518	509	509	510	526	534	549	544	540	552	554	548	548	548	532
31	546	540	542	544	538	558	547	540	545	538	527	526	531	542	541	516	549	549	543	552	551	551	548	548	542
MEANS	575	573	571	570	575	580	583	579	572	567	559	559	561	566	572	583	591	589	588	590	586	586	585	584	577

TABLE 79

EARTH-CURRENT POTENTIALS AT WATHEROO MAGNETIC OBSERVATORY

JANUARY 1934 — EXPRESSED IN TENTHS OF MILLIVOLTS — VALUES NEGATIVE EXCEPT AS INDICATED — JANUARY 1934

(THE TABULAR VALUES ARE AVERAGES FOR SUCCESSIVE PERIODS OF ONE HOUR AS INDICATED 120° EAST MERIDIAN MEAN TIME)

COMPONENT EASTWARD LINE OR LENGTH IN KMS 9.90 DIRECTION TRUE E

DAY	0-1	1-2	2-3	3-4	4-5	5-6	6-7	7-8	8-9	9-10	10-11	11-12	12-13	13-14	14-15	15-16	16-17	17-18	18-19	19-20	20-21	21-22	22-23	23-24	MEAN
1	480	460	467	466	458	458	450	448	458	455	446	454	478	477	474	460	468	430	450	475	465	462	450	470	**461**
2	450	472	394	460	433	479	432	454	440	451	473	470	465	488	482	450	457	443	448	439	460	463	507	447	**...**
3	447	482	484	454	450	458	448	442	453	453	457	453	469	550	489	474	462	460	468	467	458	462	459	467	**465**
4	461	461	470	471	463	462	459	466	479	461	457	463	459	470	458	464	460	459	458	457	458	462	455	458	**462**
5	463	460	468	458	468	470	463	457	448	445	440	440	450	463	486	487	478	466	453	459	458	457	461	461	**461**
6	463	467	465	470	466	464	453	453	457	456	465	474	470	480	472	468	467	456	453	462	458	455	453	461	**463**
7	462	479	477	468	463	478	472	467	454	447	457	462	471	487	488	472	481	475	465	469	462	461	461	463	**468**
8	453	454	463	467	470	473	470	472	467	460	467	468	485	481	468	457	452	453	464	460	446	447	467	470	**464**
9	468	459	464	466	469	469	471	470	468	455	467	457	467	470	463	474	479	475	469	468	472	468	469	461	**467**
10	466	457	470	470	477	492	472	462	448	460	466	472	470	468	477	470	460	458	471	469	468	458	458	458	**466**
11	460	464	460	482	460	468	468	464	453	452	456	467	480	465	473	482	477	471	472	464	477	473	465	466	**468**
12	463	464	476	458	461	463	465	467	464	472	465	477	487	471	462	466	463	472	463	473	483	480	472	475	**469**
13	468	467	458	468	457	465	458	458	462	464	473	489	487	484	484	469	471	463	472	480	486	478	481	471	**471**
14	485	473	467	458	463	469	464	473	483	483	491	500	498	488	395	434	394	460	474	474	467	473	474	450	**...**
15	...	...	...	...	...	...	...	...	...	...	...	...	...	...	...	...	...	...	...	...	...	...	...	...	**...**
16	475	479	500	544	517	537	531	445	434	456	457	478	507	469	468	465	446	435	457	443	453	451	458	457	**473**
17	458	473	457	463	462	461	447	427	434	442	449	466	476	473	465	454	446	439	432	442	448	450	456	458	**453**
18	457	473	463	463	459	454	442	438	442	438	453	477	483	467	467	446	430	460	450	429	431	457	471	456	**454**
19	457	483	468	475	457	458	442	437	432	430	443	449	468	473	469	455	465	458	459	497	470	459	458	453	**459**
20	462	463	477	468	471	476	464	456	456	463	451	449	448	472	482	484	464	461	458	453	456	460	458	451	**463**
21	459	462	474	469	468	480	468	459	460	453	442	460	458	460	467	478	463	473	466	460	450	463	454	443	**462**
22	461	455	461	471	477	475	478	470	468	457	453	463	461	460	463	477	467	468	468	468	476	468	461	467	**466**
23	464	470	452	463	478	480	451	460	477	462	465	442	465	462	477	446	443	456	476	468	459	459	462	459	**462**
24	484	455	431	448	457	462	462	451	479	472	473	473	459	466	457	449	473	475	469	468	471	469	464	452	**463**
25	461	449	455	460	462	450	470	460	470	476	468	460	455	467	463	444	462	467	474	476	471	462	469	461	**463**
26	453	471	463	459	456	461	457	464	473	482	468	463	457	469	462	462	453	455	470	471	471	465	468	467	**464**
27	463	467	470	442	457	442	457	467	468	472	472	492	481	461	469	477	470	473	463	468	466	470	467	467	**467**
28	465	463	470	460	469	457	451	458	472	478	478	463	452	460	471	471	468	486	470	487	468	502	463	476	**469**
29	464	466	472	460	457	467	448	452	489	498	481	463	465	455	484	453	474	476	458	463	466	468	470	453	**467**
30	473	480	501	472	452	458	472	452	468	473	482	480	482	488	463	477	473	471	478	484	472	478	485	483	**475**
31	485	486	484	482	473	459	458	457	474	483	503	490	482	469	472	456	468	460	475	472	474	480	478	482	**475**
MEANS	464	467	469	468	465	468	462	456	461	461	463	466	470	473	471	466	464	462	464	466	464	465	464	463	**465**

TABLE 80

EARTH-CURRENT POTENTIALS AT WATHEROO MAGNETIC OBSERVATORY

FEBRUARY 1934 — EXPRESSED IN TENTHS OF MILLIVOLTS — VALUES NEGATIVE EXCEPT AS INDICATED — FEBRUARY 1934

(THE TABULAR VALUES ARE AVERAGES FOR SUCCESSIVE PERIODS OF ONE HOUR AS INDICATED 120° EAST MERIDIAN MEAN TIME)

COMPONENT NORTHWARD LINE OQ LENGTH IN KMS 3.425 DIRECTION TRUE N

DAY	0-1	1-2	2-3	3-4	4-5	5-6	6-7	7-8	8-9	9-10	10-11	11-12	12-13	13-14	14-15	15-16	16-17	17-18	18-19	19-20	20-21	21-22	22-23	23-24	MEAN
1	550	547	546	536	554	553	561	559	548	539	518	537	550	559	558	568	569	563	558	562	571	567	564	567	554
2	568	563	559	557	557	568	571	573	566	546	531	524	521	...	...	590	582	576	568	578	573	571	572	580	...
3	562	562	558	547	538	573	592	587	577	567	548	531	539	548	559	583	596	581	582	586	577	567	571	571	567
4	560	561	560	560	553	577	587	587	587	562	547	529	543	563	573	592	602	596	580	580	587	572	574	584	572
5	561	578	562	532	579	573	568	573	578	572	560	554	546	546	547	561	576	580	582	578	574	568	570	567	566
6	566	575	583	558	547	559	556	557	558	567	554	559	565	571	577	577	606	590	582	587	590	590	593	584	573
7	579	582	588	586	587	577	591	582	581	580	563	576	580	582	581	590	598	601	608	596	591	600	593	590	587
8	...	...	...	...	...	...	...	...	583	583	577	577	590	597	594	586	597	596	598	590	588	591	589	588	...
9	588	587	582	593	595	578	601	592	540	532	553	586	578	593	599	609	603	597	600	593	600	609	624	578	588
10	610	597	546	573	583	593	597	590	580	578	576	589	598	592	600	596	591	596	590	614	610	620	628	592	593
11	596	592	574	609	613	610	606	597	592	580	579	597	608	600	610	609	603	603	603	602	606	599	595	597	599
12	600	593	583	600	597	602	599	593	592	578	587	588	598	601	605	616	613	608	604	608	607	605	605	610	600
13	600	587	592	592	594	593	608	615	597	592	583	568	590	602	610	611	628	617	613	608	608	607	602	603	601
14	599	588	591	592	597	605	600	622	612	602	582	578	592	607	604	615	623	618	615	612	612	617	602	603	604
15	604	602	606	605	607	610	623	630	630	603	583	577	577	593	606	619	631	630	624	617	622	624	613	624	611
16	620	610	591	606	597	608	628	633	610	593	581	572	582	589	598	610	619	618	622	618	613	647	687	682	614
17	642	564	610	580	598	588	618	621	619	608	584	580	576	583	606	624	630	659	611	622	628	631	626	603	609
18	618	588	604	603	588	601	627	635	631	626	625	596	607	600	602	613	636	637	640	630	652	630	619	621	618
19	620	617	632	627	622	617	632	634	628	627	617	611	611	613	622	628	642	643	638	636	637	637	624	627	627
20	622	618	622	619	623	624	628	628	627	619	604	606	609	603	612	624	637	636	628	623	628	622	613	619	621
21	617	612	610	604	620	620	623	626	623	621	606	616	609	611	614	622	628	634	636	637	623	624	627	628	620
22	623	622	617	620	610	408	325	365	446	463	470	498	529	532	547	560	574	584	565	565	572	575	580	567	...
23	571	580	576	577	580	587	598	591	590	579	568	577	587	591	596	600	609	609	608	610	608	610	621	610	593
24	611	603	600	600	598	608	617	610	598	586	587	580	591	598	556	608	620	608	615	610	608	622	603	597	601
25	606	596	604	608	608	588	615	619	610	592	584	594	599	612	618	628	628	623	571	579	594	593	213	386	...
26	423	456	472	480	505	522	541	533	543	528	509	518	537	536	558	576	575	577	560	568	580	564	570	566	...
27	566	563	567	581	573	574	582	570	570	567	558	546	551	560	572	622	660	664	661	675	669	662	661	651	...
28	651	658	669	660	657	660	669	674	671	663	651	655	658	667	677	687	691	688	687	682	693	675	689	681	671
MEANS	598	591	590	589	592	596	606	606	599	590	580	580	586	592	596	607	616	614	610	610	611	611	611	606	600

TABLE 81

EARTH-CURRENT POTENTIALS AT WATHEROO MAGNETIC OBSERVATORY

FEBRUARY 1934

EXPRESSED IN TENTHS OF MILLIVOLTS — VALUES NEGATIVE EXCEPT AS INDICATED

FEBRUARY 1934

(THE TABULAR VALUES ARE AVERAGES FOR SUCCESSIVE PERIODS OF ONE HOUR AS INDICATED 120° EAST MERIDIAN MEAN TIME)

COMPONENT EASTWARD LINE OR LENGTH IN KMS 9.90 DIRECTION TRUE E

DAY	0-1	1-2	2-3	3-4	4-5	5-6	6-7	7-8	8-9	9-10	10-11	11-12	12-13	13-14	14-15	15-16	16-17	17-18	18-19	19-20	20-21	21-22	22-23	23-24	MEAN
1	476	480	482	493	460	466	470	457	447	464	476	497	503	489	471	467	462	470	472	471	471	468	480	476	474
2	478	480	482	478	482	468	469	458	461	478	478	492	510	...	...	499	480	481	478	469	459	472	465	462	...
3	470	479	488	502	520	460	460	458	459	446	460	478	480	483	480	472	481	472	463	493	514	537	503	477	481
4	477	474	477	480	487	470	468	472	464	441	462	492	507	500	484	472	480	462	467	463	474	473	461	458	474
5	518	452	468	493	477	466	463	487	448	458	470	470	483	477	488	491	480	462	463	464	473	467	510	474	475
6	...	...	...	...	477	483	483	464	456	472	482	490	494	487	484	488	465	474	478	478	482	479	475	478	...
7	490	492	496	500	498	498	509	482	...	...	...	...	...	...	...	...	...	...	...	...	...	...	...	...	...
8	...	...	...	...	...	...	...	...	...	...	...	...	...	480	483	471	473	473	481	489	482	479	477	476	...
9	470	494	487	470	481	467	481	450	471	495	485	438	460	460	447	445	459	473	486	479	490	459	582	450	...
10	468	468	521	516	551	561	548	526	503	500	502	492	492	480	475	482	487	498	461	487	473	469	602	481	...
11	522	559	667	562	538	564	597	519	488	499	490	482	500	490	480	497	481	479	478	487	487	491	508	472	514
12	...	...	...	...	...	...	...	...	...	...	...	...	...	...	...	...	...	...	...	...	...	...	...	...	...
13	...	...	...	...	...	...	...	...	...	...	...	...	...	...	...	...	...	...	...	...	...	...	...	...	...
14	504	507	497	483	480	476	492	477	470	474	484	508	507	499	494	487	485	490	486	488	489	492	498	503	490
15	507	506	500	493	490	479	468	457	457	475	501	517	522	503	509	503	491	486	486	493	480	496	478	482	491
16	507	478	501	488	497	503	478	468	466	477	484	507	513	508	511	500	508	512	506	482	490	400	422	453	486
17	458	523	560	505	507	454	477	473	468	479	497	522	509	508	508	448	480	500	499	490	502	513	479	500	494
18	482	515	498	510	532	522	496	479	476	481	480	492	503	507	500	507	505	487	518	498	482	511	493	509	499
19	503	516	502	490	503	490	509	496	493	501	504	500	494	518	521	518	510	493	502	503	500	498	499	497	502
20	508	509	504	506	508	510	503	493	505	503	507	491	501	491	512	512	509	500	517	488	492	496	520	486	503
21	493	497	497	507	501	503	509	504	498	507	501	500	510	513	517	506	518	519	517	520	522	518	508	502	508
22	502	501	503	511	513	512	495	506	500	500	508	512	530	516	512	492	501	497	518	518	515	509	497	510	507
23	507	504	510	501	502	505	506	502	500	508	526	511	508	509	511	510	510	520	518	520	514	512	513	503	510
24	498	512	502	509	511	521	509	511	511	508	513	524	523	500	491	504	508	513	508	516	509	502	515	521	510
25	500	517	508	509	507	500	513	509	530	533	518	513	502	510	519	503	509	508	490	490	511	513	472	516	508
26	522	508	510	510	522	508	508	518	510	517	519	532	521	521	508	515	510	514	520	517	520	511	513	517	516
27	529	515	509	512	512	515	502	503	500	507	518	531	530	531	523	520	518	517	509	500	491	504	515	524	514
28	522	523	509	501	510	510	507	500	500	510	531	541	532	532	521	517	511	528	527	533	523	514	515	547	519
MEANS	500	504	510	503	504	497	496	489	484	489	497	506	509	505	503	497	498	496	498	497	498	496	495	496	499

TABLE 82

EARTH-CURRENT POTENTIALS AT WATHEROO MAGNETIC OBSERVATORY

MARCH 1934 — EXPRESSED IN TENTHS OF MILLIVOLTS — VALUES POSITIVE EXCEPT AS INDICATED — MARCH 1934

(THE TABULAR VALUES ARE AVERAGES FOR SUCCESSIVE PERIODS OF ONE HOUR AS INDICATED 120° EAST MERIDIAN MEAN TIME)

COMPONENT NORTHWARD LINE OQ LENGTH IN KMS 3.425 DIRECTION TRUE N

DAY	0-1	1-2	2-3	3-4	4-5	5-6	6-7	7-8	8-9	9-10	10-11	11-12	12-13	13-14	14-15	15-16	16-17	17-18	18-19	19-20	20-21	21-22	22-23	23-24	MEAN
1	-676	-680	-670	-668	-672	-673	-686	-688	-688	-679	-662	-669	-676	-677	-689	-690	-692	-692	-692	-694	-706	-694	-697	-694	...
2	-689	-686	-688	-686	-689	-694	-707	-710	-716	-693	-669	-668	-671	-677	-692	-712	-712	-710	-717	-742	-712	-684	-803	-811	...
3	-811	-798	-792	-799	-781	-820	-808	-817	-810	-800	-778	-778	-789	-798	-809	-815	-823	-828	-790	-816	-827	-839	-817	-816	-807
4	-819	-818	-807	-809	-808	-814	-828	-832	-829	-809	-793	-779	-781	-796	-809	-821	-827	-745	-802	-820	-828	-838	-843	-838	-812
5	-832	-804	-865	-817	-760	-815	-849	-832	-822	-823	-800	-789	-793	-807	-812	-833	-888	-842	-852	-828	-846	-838	-832	-809	-824
6	-825	-828	-838	-828	-822	-801	-810	-837	-838	-830	-824	-795	-773	-796	-739	-759	-800	-821	-807	-792	-797	-815	-800	-788	-807
7	-783	-802	-783	-800	-795	-811	-813	-813	-811	-787	-773	-760	-776	-780	-787	-808	-808	-835	-797	-819	-870	-919	-895	-865	-812
8	-817	-820	-809	-797	-648	-576	-488	-566	-602	-554	-493	-450	-421	-409	-400	-391	-358	-337	-316	-304	-288	-270	-259	-203	...
9	-178	-154	-117	- 78	- 39	- 23	- 31	- 57	- 60	- 44	- 29	- 25	- 32	- 42	- 66	- 77	- 88	- 80	- 72	- 70	- 63	- 50	- 46	- 38	...
10	- 40	- 19	- 2	- 18	- 10	12	- 9	- 6	7	30	44	62	64	52	46	44	28	37	45	39	50	64	71	70	...
11	68	77	78	112	52	64	65	61	63	71	104	111	112	83	80	71	59	61	64	50	70	77	72	79	75
12	81	80	80	107	70	83	59	54	72	102	107	113	106	89	76	74	72	75	65	74	74	75	73	73	81
13	89	91	80	81	79	74	64	63	73	100	127	137	114	92	81	72	72	73	77	80	77	79	82	87	85
14	87	90	89	90	97	77	73	79	82	95	121	124	117	107	97	87	83	88	86	82	81	80	84	90	91
15	89	90	90	91	89	86	73	68	77	110	144	149	126	107	90	78	76	78	83	79	67	76	100	97	92
16	97	98	99	99	94	90	80	73	83	106	123	120	118	101	86	82	77	82	73	76	73	78	63	80	90
17	84	88	101	72	74	72	67	67	73	88	100	100	101	90	82	77	70	66	54	78	70	69	74	72	79
18	80	80	73	80	73	70	58	61	60	87	90	92	89	83	80	68	64	80	192	93	64	64	63	57	79
19	80	48	67	69	66	69	75	59	54	14	90	104	102	92	78	64	57	61	63	74	73	80	77	77	70
20	81	82	82	91	73	79	72	62	69	86	103	146	101	224	99	80	68	71	80	74	68	63	72	74	88
21	81	80	82	83	77	80	70	63	69	80	91	102	103	99	89	74	73	69	72	71	71	72	66	76	79
22	73	74	76	78	83	79	67	73	63	71	88	99	118	103	78	69	68	63	64	70	69	52	63	73	76
23	83	75	86	81	89	104	81	80	60	54	75	108	108	90	80	68	69	71	73	70	75	74	61	84	79
24	77	89	88	85	51	99	78	68	66	81	110	98	93	80	69	54	63	68	68	70	67	72	72	70	76
25	72	75	75	72	88	60	62	63	80	83	104	90	91	77	60	62	57	36	43	73	66	69	71	52	70
26	97	78	60	76	68	95	40	54	63	78	84	90	82	74	61	52	52	64	63	63	60	60	68	62	68
27	70	59	66	84	58	60	59	59	43	67	82	92	96	83	73	62	61	62	69	64	64	68	67	67	68
28	69	68	79	80	83	80	58	56	60	71	93	104	106	97	84	80	78	71	58	58	77	78	81	73	77
29	81	83	83	80	127	82	61	103	85	70	123	131	126	108	...	...	287	247	213	215	210	210	183	192	...
30	179	193	188	177	168	161	151	148	153	157	170	180	173	168	163	142	134	131	134	131	130	137	135	139	156
31	141	142	139	135	135	141	110	121	130	118	139	152	146	138	141	129	93	128	114	123	13	173	138	139	128
MEANS	- 92	- 92	- 92	- 88	- 92	- 94	-106	-108	-105	- 93	- 73	- 64	- 68	- 76	- 88	-100	-108	-103	- 98	-101	-110	-106	-104	-100	- 94

TABLE 83

EARTH-CURRENT POTENTIALS AT WATHEROO MAGNETIC OBSERVATORY

MARCH 1934 EXPRESSED IN TENTHS OF MILLIVOLTS — VALUES NEGATIVE EXCEPT AS INDICATED **MARCH 1934**

(THE TABULAR VALUES ARE AVERAGES FOR SUCCESSIVE PERIODS OF ONE HOUR AS INDICATED 120° EAST MERIDIAN MEAN TIME)

COMPONENT EASTWARD LINE OR LENGTH IN KMS 9.90 DIRECTION TRUE E

DAY	0-1	1-2	2-3	3-4	4-5	5-6	6-7	7-8	8-9	9-10	10-11	11-12	12-13	13-14	14-15	15-16	16-17	17-18	18-19	19-20	20-21	21-22	22-23	23-24	MEAN
1	523	517	517	513	524	519	511	500	509	520	528	544	534	539	527	520	512	519	524	513	517	518	535	537	522
2	518	540	542	532	519	520	507	505	505	500	525	536	535	528	514	517	533	525	518	523	477	520	531	518	520
3	520	526	543	531	545	520	501	497	484	531	539	538	532	520	518	517	510	519	521	511	516	530	520	520	521
4	527	529	528	533	524	521	517	515	493	508	529	541	549	538	537	530	431	485	518	515	510	527	528	523	519
5	512	553	504	522	550	537	501	497	488	518	517	527	520	563	555	475	500	508	536	542	541	539	541	537	524
6	527	543	522	519	526	529	550	510	502	511	496	543	533	539	532	520	494	519	558	509	536	543	515	520	525
7	536	519	538	538	539	530	524	522	542	533	524	538	563	533	518	490	546	484	558	532	521	558	587	496	532
8	537	527	532	558	557	521	513	561	509	514	481	506	506	497	527	537	529	519	532	527	520	529	523	526	524
9	516	519	526	523	523	516	528	517	512	520	538	537	530	517	514	507	527	521	530	522	526	524	537	531	523
10	502	526	519	523	510	506	517	508	506	513	511	523	511	511	542	528	488	527	533	535	508	513	523	524	517
11	512	514	514	554	486	512	518	493	504	524	523	497	534	559	520	529	517	521	513	486	528	518	523	520	518
12	517	515	520	546	507	517	492	503	490	501	521	535	532	527	518	513	509	519	526	520	524	520	522	517	517
13	519	537	507	509	512	512	509	511	511	520	540	544	537	523	527	519	523	518	513	518	521	520	529	530	521
14	526	517	512	514	518	512	508	512	514	524	523	539	539	542	523	512	516	518	521	517	518	518	518	528	520
15	530	527	512	522	509	521	512	491	487	509	537	542	544	536	530	517	510	518	505	494	482	529	559	548	520
16	541	548	541	533	533	527	517	518	519	537	553	558	563	542	538	510	497	539	525	516	527	522	517	540	532
17	536	541	571	559	527	518	529	510	517	533	562	559	549	550	548	533	522	510	527	530	527	527	538	526	535
18	542	548	544	554	550	541	527	511	528	538	542	558	560	539	543	534	543	522	455	520	513	507	506	497	530
19	553	484	512	505	510	520	508	532	523	533	545	550	542	554	540	537	532	528	529	528	536	546	529	539	530
20	538	542	547	530	519	542	539	536	519	528	534	537	543	508	540	542	546	547	549	537	535	532	539	528	536
21	538	538	544	552	548	550	548	537	533	547	557	557	549	547	538	547	556	543	548	536	535	536	532	538	544
22	541	545	544	550	548	550	550	544	537	525	531	530	538	567	554	557	550	532	533	537	527	518	522	558	541
23	540	517	541	535	557	560	497	562	543	528	540	542	537	536	550	561	558	554	557	548	553	542	543	549	544
24	541	546	574	533	540	521	571	547	540	538	552	554	549	542	537	540	548	546	553	550	545	546	540	542	456
25	537	547	550	548	563	515	538	496	512	524	567	582	567	541	535	542	550	517	539	566	539	548	557	531	542
26	603	557	546	542	541	537	533	546	532	558	567	560	557	553	552	550	537	552	548	546	547	543	546	541	550
27	546	540	555	573	533	536	533	540	544	550	560	560	550	537	550	538	532	538	543	546	546	544	548	548	545
28	562	549	530	528	534	541	536	542	540	540	556	562	570	555	540	530	532	529	531	547	545	550	556	549	544
29	551	553	551	538	561	535	527	522	550	541	558	555	507	567	...	631	446	457	476	473	497	497	509	533	...
30	516	510	516	516	510	512	512	518	528	518	531	537	532	545	534	522	518	520	521	521	530	532	537	536	524
31	540	546	546	533	527	540	519	497	543	523	548	549	530	538	541	472	484	573	540	517	453	572	531	549	530
MEANS	533	532	533	534	530	527	522	519	517	526	536	543	541	538	535	525	522	526	530	527	523	532	534	532	530

TABLE 84

EARTH-CURRENT POTENTIALS AT WATHEROO MAGNETIC OBSERVATORY

APRIL 1934

EXPRESSED IN TENTHS OF MILLIVOLTS — VALUES POSITIVE EXCEPT AS INDICATED

APRIL 1934

(THE TABULAR VALUES ARE AVERAGES FOR SUCCESSIVE PERIODS OF ONE HOUR AS INDICATED 120° EAST MERIDIAN MEAN TIME)

COMPONENT NORTHWARD LINE OQ LENGTH IN KMS 3.425 DIRECTION TRUE N

DAY	0-1	1-2	2-3	3-4	4-5	5-6	6-7	7-8	8-9	9-10	10-11	11-12	12-13	13-14	14-15	15-16	16-17	17-18	18-19	19-20	20-21	21-22	22-23	23-24	MEAN
1	155	149	157	124	120	129	115	91	109	128	133	148	146	140	132	113	115	94	87	132	138	127	124	124	126
2	137	132	129	128	137	116	105	116	121	125	132	137	137	130	122	109	114	122	110	109	113	127	130	135	124
3	133	133	148	132	127	130	118	113	122	139	140	152	150	146	124	115	120	123	128	121	120	120	132	114	129
4	129	137	130	168	117	121	117	108	104	101	98	112	117	117	105	101	100	90	106	109	90	123	110	107	113
5	119	149	150	87	137	158	72	100	92	122	140	131	128	111	117	107	102	103	108	113	112	108	56	113	114
6	130	139	150	122	102	103	103	93	114	120	139	137	128	118	119	89	83	102	118	104	101	119	122	120	116
7	123	138	124	114	106	115	105	103	118	122	140	122	128	123	110	100	112	111	107	102	121	119	119	120	117
8	121	126	126	120	113	114	108	108	118	120	123	131	127	127	121	110	110	104	108	109	110	116	113	118	117
9	110	124	114	117	118	112	116	100	122	134	138	132	120	126	112	112	108	109	104	110	110	113	113	116	116
10	117	112	114	110	111	111	97	94	110	133	137	139	131	114	111	110	108	103	103	107	111	112	114	117	114
11	118	119	117	116	114	110	101	102	104	117	124	133	136	127	123	114	108	105	108	108	101	110	112	118	114
12	118	119	118	113	111	108	103	100	106	114	124	125	118	119	122	120	114	105	107	107	111	110	111	114	113
13	118	118	116	113	114	108	106	101	111	115	123	123	124	114	110	110	109	119	118	109	97	100	101	107	112
14	110	110	114	112	110	102	101	100	108	109	122	128	133	121	113	110	106	104	105	107	109	109	107	120	111
15	120	121	118	119	116	111	104	103	112	118	128	122	122	119	115	114	111	116	116	113	113	113	102	127	116
16	127	125	125	123	114	116	104	107	111	118	130	141	144	129	118	117	100	101	108	70	118	112	103	120	116
17	127	123	110	107	113	109	99	100	106	121	132	132	134	128	125	121	123	122	122	124	124	124	120	127	120
18	135	135	132	133	130	130	123	117	122	120	123	137	144	138	133	129	124	123	124	124	129	129	130	131	129
19	138	137	136	139	130	133	126	117	118	127	143	153	146	140	133	123	85	76	78	73	70	70	73	79	114
20	83	96	86	71	77	83	71	67	71	71	77	95	107	95	90	79	69	64	71	74	72	78	78	71	79
21	80	76	69	62	68	69	63	57	47	53	70	77	83	78	66	61	64	53	60	60	59	54	60	62	65
22	68	64	64	63	60	62	58	59	50	55	62	77	89	78	62	54	48	52	48	50	48	21	70	72	60
23	63	64	58	60	57	59	54	53	45	59	72	80	78	70	59	50	50	47	43	51	51	53	61	61	58
24	60	67	60	59	56	55	57	48	48	60	76	81	78	67	50	50	55	47	53	53	63	60	60	61	59
25	62	62	60	59	58	60	55	52	55	66	77	84	70	68	57	54	49	45	52	56	56	58	60	63	60
26	65	67	65	61	71	56	62	67	51	61	67	73	73	66	67	63	56	56	53	58	54	57	67	68	63
27	67	66	66	60	62	62	70	65	60	60	70	71	74	77	69	63	53	50	59	59	60	61	61	54	63
28	63	70	62	64	62	65	64	53	59	63	80	85	84	77	72	64	60	56	58	56	52	54	62	58	64
29	63	...	...	...	...	...	...	...	70	61	69	72	74	71	68	63	50	45	46	45	46	47	50	51	...
30	54	53	57	54	43	43	38	30	28	40	57	64	66	60	50	43	44	40	39	42	37	37	41	49	46
MEANS	105	108	106	100	98	98	90	87	91	100	110	115	114	108	100	93	90	88	90	90	91	93	94	98	98

TABLE 85

EARTH-CURRENT POTENTIALS AT WATHEROO MAGNETIC OBSERVATORY

APRIL 1934 — EXPRESSED IN TENTHS OF MILLIVOLTS — VALUES NEGATIVE EXCEPT AS INDICATED — APRIL 1934

(THE TABULAR VALUES ARE AVERAGES FOR SUCCESSIVE PERIODS OF ONE HOUR AS INDICATED 120° EAST MERIDIAN MEAN TIME)

COMPONENT EASTWARD LINE OR LENGTH IN KMS 9.90 DIRECTION TRUE E

DAY	0-1	1-2	2-3	3-4	4-5	5-6	6-7	7-8	8-9	9-10	10-11	11-12	12-13	13-14	14-15	15-16	16-17	17-18	18-19	19-20	20-21	21-22	22-23	23-24	MEAN
1	580	560	610	537	517	513	536	543	522	532	533	558	550	542	533	542	523	509	530	511	550	545	542	554	540
2	560	580	540	523	552	523	528	530	513	568	550	538	539	535	551	538	559	547	524	516	526	557	546	540	541
3	543	549	568	553	544	546	530	530	537	543	550	550	552	560	559	554	553	544	547	532	534	532	550	544	546
4	558	547	544	572	548	541	538	540	...	...	...	...	110	97	100	60	69	62	64	56	46	59	62	40	...
5	+ 54	+ 32	17	+ 30	+ 33	3	+ 37	+ 15	+ 45	+ 39	+ 40	+ 30	+ 43	+ 58	+ 8	+ 3	+ 27	4	+ 10	+ 17	+ 24	+ 50	+ 44	+ 28	+ 27
6	+ 48	+ 28	+ 4	+ 6	+ 47	+ 28	+ 43	+ 32	+ 61	+ 29	+ 21	+ 13	+ 37	+ 53	+ 38	+ 32	+ 86	+ 29	15	+ 8	1	+ 33	+ 39	+ 31	+ 30
7	+ 33	+ 12	+ 8	+ 34	+ 34	+ 36	+ 20	+ 33	+ 26	+ 37	+ 6	+ 10	+ 27	+ 23	+ 46	+ 27	+ 27	+ 20	+ 20	+ 23	+ 13	+ 33	+ 30	+ 36	+ 26
8	+ 33	+ 29	+ 32	+ 21	+ 30	+ 28	+ 29	+ 7	+ 10	+ 13	+ 7	+ 16	+ 37	+ 33	+ 36	+ 32	+ 16	+ 16	+ 18	+ 24	+ 17	+ 17	+ 20	+ 28	+ 23
9	+ 15	+ 47	+ 30	+ 29	+ 28	+ 30	+ 29	+ 23	+ 21	+ 20	+ 18	+ 34	+ 31	+ 21	+ 28	+ 24	+ 19	+ 19	+ 14	+ 12	+ 16	+ 11	+ 20	+ 13	+ 23
10	+ 20	+ 11	+ 12	+ 12	+ 13	+ 11	+ 11	0	+ 2	+ 3	2	+ 3	+ 30	+ 40	+ 21	+ 17	+ 10	+ 8	+ 12	+ 3	+ 8	+ 4	+ 6	+ 7	+ 11
11	+ 8	+ 7	+ 9	+ 9	+ 9	+ 9	+ 8	+ 5	3	6	11	7	+ 3	+ 11	+ 9	+ 19	+ 11	+ 9	+ 10	+ 9	+ 11	+ 5	7	13	+ 5
12	9	9	4	1	3	0	4	15	10	12	10	0	+ 2	+ 3	+ 1	+ 7	+ 12	+ 11	+ 10	+ 6	+ 1	2	5	7	2
13	33	23	18	9	4	11	19	26	32	17	14	14	17	17	4	20	8	+ 10	+ 7	+ 5	+ 2	+ 2	2	18	12
14	15	23	20	19	12	11	7	18	13	24	30	39	42	22	4	9	27	26	14	18	12	12	22	39	20
15	36	38	37	32	29	29	28	18	22	32	40	37	42	34	29	36	36	32	23	23	28	28	32	49	32
16	51	52	55	58	44	47	38	36	28	57	67	49	47	23	37	78	50	69	53	40	41	33	47	62	48
17	71	73	60	59	71	65	57	54	55	68	60	63	59	68	70	65	69	68	64	58	59	55	52	57	62
18	69	72	72	78	73	74	72	68	76	71	73	68	70	73	73	80	77	70	77	71	68	66	63	68	72
19	78	83	81	88	85	87	88	87	79	78	77	82	76	73	80	89	96	88	73	64	60	59	58	64	78
20	70	70	86	82	78	90	90	88	84	66	50	43	73	87	100	99	81	81	76	72	78	80	80	72	78
21	112	89	91	81	91	96	95	101	100	90	84	82	89	82	86	93	93	97	99	88	82	79	83	87	90
22	90	105	103	97	94	100	98	98	90	79	92	98	104	105	98	104	99	94	94	86	79	109	88	100	96
23	96	96	98	100	104	110	112	103	100	98	108	110	103	87	80	96	95	100	97	107	104	103	100	102	100
24	99	108	107	100	100	103	112	121	110	113	108	94	103	83	98	112	110	112	114	116	117	118	115	116	108
25	112	114	113	110	112	112	120	123	130	129	118	100	107	90	95	110	107	117	120	120	118	119	114	114	114
26	120	119	118	112	122	114	116	128	140	128	117	113	112	109	103	109	113	118	116	116	117	115	124	125	118
27	120	119	121	129	119	117	121	130	130	119	124	114	110	111	113	117	126	120	128	128	124	117	120	129	121
28	123	128	133	131	129	121	124	136	132	127	119	117	146	145	134	129	123	124	127	126	129	124	136	137	129
29	...	...	...	...	...	...	...	...	110	170	122	129	139	129	123	129	125	120	119	120	123	128	136	133	...
30	140	143	135	143	127	128	123	130	126	132	138	139	142	146	137	131	136	133	126	132	121	120	140	144	134
MEANS	104	107	110	104	101	102	102	106	102	105	106	104	103	98	100	105	103	105	104	101	102	101	102	107	104

TABLE 86

EARTH-CURRENT POTENTIALS AT WATHEROO MAGNETIC OBSERVATORY

MAY 1934 EXPRESSED IN TENTHS OF MILLIVOLTS — VALUES POSITIVE EXCEPT AS INDICATED **MAY 1934**

(THE TABULAR VALUES ARE AVERAGES FOR SUCCESSIVE PERIODS OF ONE HOUR AS INDICATED 120° EAST MERIDIAN MEAN TIME)

COMPONENT NORTHWARD LINE OQ LENGTH IN KMS 3.425 DIRECTION TRUE N

DAY	0-1	1-2	2-3	3-4	4-5	5-6	6-7	7-8	8-9	9-10	10-11	11-12	12-13	13-14	14-15	15-16	16-17	17-18	18-19	19-20	20-21	21-22	22-23	23-24	MEAN
1	53	53	51	49	47	42	40	33	29	41	61	58	43	48	53	43	52	46	47	44	53	57	61	66	49
2	63	67	64	62	62	60	56	50	44	52	68	73	68	64	64	61	54	48	53	55	26	54	54	66	58
3	62	70	92	47	57	73	48	85	79	54	59	62	63	52	50	55	73	78	82	90	79	116	113	112	73
4	114	117	116	118	106	110	104	104	89	100	104	119	121	115	112	104	111	104	110	112	107	102	128	126	110
5	123	124	122	123	121	120	119	112	108	112	122	130	130	123	123	118	113	100	112	102	117	122	120	124	118
6	125	126	120	121	123	121	120	119	115	123	121	130	124	121	116	115	113	113	109	114	112	120	120	122	119
7	122	132	121	121	122	119	130	127	119	117	116	123	124	124	120	121	121	115	114	115	108	124	117	118	120
8	119	118	117	115	120	103	110	100	110	110	120	129	132	131	127	116	110	110	114	119	112	121	122	122	117
9	123	121	119	117	120	116	119	103	91	104	120	135	144	138	133	132	123	118	124	124	127	121	129	135	122
10	139	137	140	132	131	129	132	113	110	132	136	143	140	143	142	142	130	124	129	128	132	136	134	137	133
11	139	141	142	137	128	147	123	117	109	120	142	149	165	163	143	134	116	121	120	121	108	151	149	144	134
12	145	144	141	138	138	144	170	132	75	134	129	150	150	151	152	133	121	113	117	129	130	135	139	142	136
13	143	146	146	139	134	133	133	134	136	130	147	159	159	143	147	141	124	123	136	137	137	131	144	151	140
14	149	148	158	148	147	145	142	138	128	133	144	160	164	162	160	150	137	138	140	141	144	145	151	151	147
15	152	159	154	154	153	151	148	143	136	135	157	164	168	154	153	148	132	138	132	131	135	138	141	146	147
16	144	146	147	145	140	142	141	133	120	121	130	131	133	140	148	156	163	152	151	147	138	136	140	142	141
17	142	145	144	144	144	143	139	130	120	123	134	146	149	153	157	144	137	137	138	138	138	139	140	141	140
18	145	143	146	142	142	144	142	137	129	127	136	150	154	154	147	159	140	135	140	109	105	97	118	134	136
19	130	141	167	170	158	155	154	164	153	132	128	126	130	134	139	138	113	94	99	99	78	97	87	110	129
20	100	97	96	97	100	97	100	90	83	87	91	93	89	88	91	91	88	80	80	82	81	82	82	82	90
21	86	80	97	71	77	80	80	87	73	80	86	99	97	97	93	83	80	77	77	82	80	82	83	75	83
22	82	89	81	80	81	80	79	83	81	80	79	90	96	100	97	77	79	80	77	64	84	88	103	102	85
23	117	113	120	117	119	113	120	111	116	110	110	116	129	121	104	111	107	102	112	112	117	118	118	121	115
24	120	126	102	117	120	105	119	112	101	99	102	114	121	126	124	117	105	107	110	111	112	117	118	122	114
25	119	120	122	129	97	120	119	101	100	90	95	105	122	128	129	115	104	107	111	113	113	113	113	113	112
26	122	118	118	108	114	106	125	107	103	100	110	110	122	127	133	126	117	112	108	115	113	117	117	129	116
27	124	127	127	121	118	117	120	117	112	108	113	124	134	132	140	130	119	112	118	115	121	120	123	122	121
28	124	125	122	122	118	116	114	114	104	105	112	131	139	140	138	130	114	115	120	122	123	128	124	127	122
29	129	131	131	128	127	123	123	119	111	108	120	128	131	143	141	132	118	113	120	120	118	118	123	128	124
30	126	130	127	127	124	120	120	112	104	105	111	124	128	130	129	122	113	113	117	140	120	118	132	180	124
31	160	134	124	129	119	140	111	104	91	90	105	113	112	122	128	120	107	102	104	101	97	92	94	98	112
MEANS	121	122	122	118	116	117	116	111	102	105	113	122	125	125	124	118	111	107	110	111	108	114	117	122	116

TABLE 87

EARTH-CURRENT POTENTIALS AT WATHEROO MAGNETIC OBSERVATORY

MAY 1934

EXPRESSED IN TENTHS OF MILLIVOLTS — VALUES NEGATIVE EXCEPT AS INDICATED

MAY 1934

(THE TABULAR VALUES ARE AVERAGES FOR SUCCESSIVE PERIODS OF ONE HOUR AS INDICATED 120° EAST MERIDIAN MEAN TIME)

COMPONENT EASTWARD LINE OR LENGTH IN KMS 9.90 DIRECTION TRUE E

DAY	0-1	1-2	2-3	3-4	4-5	5-6	6-7	7-8	8-9	9-10	10-11	11-12	12-13	13-14	14-15	15-16	16-17	17-18	18-19	19-20	20-21	21-22	22-23	23-24	MEAN
1	135	137	134	139	140	140	134	127	144	138	137	150	136	127	128	124	135	130	123	128	123	127	139	146	**134**
2	146	149	150	150	146	147	139	144	142	131	144	153	144	145	144	153	144	142	143	122	120	129	128	140	**142**
3	144	159	189	142	128	175	140	118	153	146	175	126	132	124	122	158	144	150	143	153	136	162	138	141	**145**
4	148	150	160	163	158	150	156	157	138	144	135	146	157	156	155	152	161	145	153	157	148	172	130	142	**151**
5	149	153	156	158	163	161	159	172	159	153	156	158	164	162	166	162	160	154	144	148	151	147	132	144	**156**
6	147	144	144	144	152	146	152	150	158	138	153	168	162	148	154	179	177	182	177	183	177	177	170	173	**161**
7	170	191	173	170	180	182	186	191	190	193	182	181	174	167	173	176	176	182	181	177	183	193	195	192	**182**
8	191	194	198	190	203	190	208	202	179	188	183	171	163	148	136	162	169	160	162	169	177	174	167	170	**177**
9	174	180	183	184	186	187	190	193	201	189	177	179	167	160	157	157	177	170	167	181	172	179	181	186	**178**
10	183	184	180	179	180	183	192	191	182	188	173	172	178	163	170	182	183	184	178	178	186	183	182	190	**181**
11	193	189	198	198	181	189	218	209	197	190	187	177	178	170	188	183	176	175	167	174	180	209	209	203	**189**
12	202	202	197	196	218	210	196	244	147	178	150	170	178	186	154	197	205	180	188	193	197	192	193	198	**190**
13	211	200	202	201	200	198	207	206	207	218	207	212	191	189	194	191	183	195	194	190	190	197	200	210	**200**
14	201	203	209	208	207	203	205	211	209	201	203	218	213	200	209	207	206	203	197	197	198	198	203	208	**205**
15	212	207	212	211	207	208	211	219	217	214	215	215	203	208	217	218	224	220	214	210	215	217	218	224	**214**
16	227	230	232	233	235	230	232	245	233	229	227	233	243	247	240	230	220	222	222	223	224	238	237	237	**232**
17	261	258	258	257	258	259	252	255	249	239	233	238	234	235	239	246	246	244	236	237	235	237	236	240	**245**
18	250	257	261	264	267	264	269	270	266	256	251	265	278	262	270	258	243	236	217	195	184	180	231	247	**248**
19	274	288	275	285	281	281	270	280	288	287	292	270	273	269	272	280	295	290	277	270	263	284	266	287	**279**
20	285	287	287	292	290	284	303	303	294	288	273	278	276	273	287	292	302	309	301	298	304	304	303	301	**292**
21	304	307	327	307	306	319	323	327	320	290	295	296	302	319	316	307	303	295	308	310	307	305	300	295	**308**
22	303	287	328	318	321	326	332	323	331	328	310	313	313	297	294	319	341	330	294	290	335	334	323	347	**318**
23	327	326	333	331	332	337	338	350	342	340	344	335	340	338	297	345	341	350	349	346	344	341	347	344	**338**
24	345	379	338	352	370	350	361	362	364	352	347	344	342	345	353	357	352	354	356	366	360	366	364	367	**356**
25	368	367	373	397	360	378	390	391	387	381	374	368	359	352	368	360	362	362	367	373	379	368	375	373	**372**
26	389	375	391	374	401	380	400	399	399	380	373	377	370	369	376	377	382	377	377	389	387	391	404	401	**385**
27	399	398	399	400	393	397	405	413	413	409	408	397	388	389	400	400	396	390	395	401	401	409	411	415	**401**
28	419	416	418	416	417	417	421	423	419	412	407	420	409	412	413	417	422	419	416	419	422	428	430	433	**418**
29	436	438	438	438	439	436	438	446	439	444	440	430	435	443	444	441	440	436	430	431	430	433	443	449	**438**
30	452	467	465	468	462	460	469	464	459	458	461	458	458	463	469	475	468	460	457	466	462	470	470	478	**464**
31	491	503	513	501	510	503	497	513	503	489	480	486	487	486	495	492	495	501	480	470	480	494	503	511	**495**
MEANS	262	265	268	267	268	267	271	274	269	264	261	261	260	256	258	264	265	263	258	260	260	266	265	271	**264**

TABLE 88

EARTH-CURRENT POTENTIALS AT WATHEROO MAGNETIC OBSERVATORY

JUNE 1934 — EXPRESSED IN TENTHS OF MILLIVOLTS — VALUES POSITIVE EXCEPT AS INDICATED — JUNE 1934

(THE TABULAR VALUES ARE AVERAGES FOR SUCCESSIVE PERIODS OF ONE HOUR AS INDICATED 120° EAST MERIDIAN MEAN TIME)

COMPONENT NORTHWARD LINE OQ LENGTH IN KMS 3.425 DIRECTION TRUE N

DAY	0-1	1-2	2-3	3-4	4-5	5-6	6-7	7-8	8-9	9-10	10-11	11-12	12-13	13-14	14-15	15-16	16-17	17-18	18-19	19-20	20-21	21-22	22-23	23-24	MEAN
1	98	107	90	92	90	90	90	92	88	90	99	113	118	120	123	118	108	112	116	119	115	111	110	103	105
2	117	111	110	110	116	108	105	117	109	108	113	118	119	129	125	123	112	109	112	112	114	113	110	109	114
3	104	109	109	110	107	108	109	107	107	104	117	124	129	125	126	123	114	114	119	119	120	120	120	120	115
4	118	121	118	120	119	120	125	123	114	110	113	121	131	137	134	125	117	120	122	122	124	122	127	129	122
5	131	131	123	128	130	127	130	123	127	122	118	123	118	125	134	141	121	113	110	109	127	123	112	98	123
6	140	122	130	119	141	153	129	150	133	120	110	119	122	127	133	121	121	93	143	133	133	132	133	110	128
7	128	123	132	140	138	134	134	136	123	113	123	131	137	140	137	137	119	117	127	124	127	129	129	130	130
8	139	134	132	130	131	130	132	131	123	122	...	...	...	...	...	...	123	121	120	129	123	133	142	134	...
9	145	135	152	133	122	109	128	100	94	109	118	132	111	137	124	124	120	116	108	108	91	103	101	98	117
10	91	93	90	100	73	80	89	91	84	95	110	111	120	121	121	119	104	112	116	112	114	115	116	120	104
11	123	120	118	119	120	120	109	112	102	109	112	123	132	133	136	130	118	120	119	114	122	114	122	113	119
12	120	131	129	109	123	113	113	118	117	96	100	119	120	118	123	128	112	109	112	110	121	117	128	130	117
13	134	124	127	127	126	124	124	120	115	113	118	129	133	126	138	129	122	121	122	116	131	126	129	132	125
14	134	132	133	133	132	127	129	129	119	124	122	130	136	140	137	127	123	128	129	130	130	131	132	133	130
15	132	130	137	129	137	128	126	138	118	120	124	136	139	132	135	134	130	121	122	126	127	128	130	130	130
16	135	137	134	138	138	130	137	130	119	116	117	124	133	140	140	138	130	124	127	126	122	128	130	120	130
17	125	123	139	140	136	132	130	127	120	117	122	126	131	131	133	130	127	121	124	123	128	125	123	134	128
18	134	134	129	128	133	122	121	122	99	99	118	131	133	134	122	119	116	110	111	112	111	119	109	109	120
19	100	113	118	111	118	122	98	103	112	111	115	116	123	134	134	121	109	120	118	123	118	123	122	123	117
20	120	122	121	121	119	120	122	123	117	115	119	139	135	129	130	123	117	122	127	127	124	129	130	137	124
21	129	132	128	130	128	140	...	...	118	118	138	134	135	130	128	125	125	124	129	128	129	130	134	133	...
22	132	131	132	130	129	129	129	128	124	123	129	138	139	139	137	132	124	122	132	135	137	136	139	140	132
23	137	136	135	137	133	132	130	124	121	125	139	148	147	146	149	134	128	128	131	138	139	141	142	142	136
24	141	141	138	132	127	130	128	132	122	131	139	143	134	139	133	135	132	128	130	133	129	134	138	140	134
25	138	139	139	140	137	133	134	131	131	126	130	141	143	138	134	137	129	125	133	130	132	133	132	138	134
26	139	140	140	135	137	131	128	130	113	112	120	129	140	149	146	134	122	121	132	132	138	133	131	138	132
27	140	141	138	141	139	133	134	130	115	118	130	139	139	137	140	138	132	129	132	132	133	131	134	138	134
28	138	132	141	128	132	140	134	138	120	113	122	134	142	141	141	139	133	130	130	132	132	126	136	132	133
29	138	142	138	138	134	137	139	138	128	123	127	129	124	132	143	141	129	122	126	129	128	127	130	132	132
30	134	140	134	134	132	128	112	108	102	108	117	130	130	147	132	133	122	114	104	107	99	113	119	126	122
MEANS	127	127	128	126	126	124	122	122	114	113	119	128	131	134	134	130	121	119	123	123	124	124	126	125	124

TABLE 89

EARTH-CURRENT POTENTIALS AT WATHEROO MAGNETIC OBSERVATORY

JUNE 1934 — EXPRESSED IN TENTHS OF MILLIVOLTS — VALUES NEGATIVE EXCEPT AS INDICATED — JUNE 1934

(THE TABULAR VALUES ARE AVERAGES FOR SUCCESSIVE PERIODS OF ONE HOUR AS INDICATED 120° EAST MERIDIAN MEAN TIME)

COMPONENT EASTWARD LINE OR LENGTH IN KMS 9.90 DIRECTION TRUE E

DAY	0-1	1-2	2-3	3-4	4-5	5-6	6-7	7-8	8-9	9-10	10-11	11-12	12-13	13-14	14-15	15-16	16-17	17-18	18-19	19-20	20-21	21-22	22-23	23-24	MEAN
1	520	533	532	523	527	527	524	527	515	501	502	504	507	508	517	510	509	503	499	494	508	507	510	527	514
2	519	537	534	537	539	529	533	536	525	516	513	480	504	522	524	531	531	531	533	531	524	517	523	528	525
3	539	537	538	539	546	550	547	546	530	527	523	528	523	513	522	539	536	536	529	539	529	527	527	527	533
4	527	539	542	548	552	553	549	548	546	543	524	521	518	516	531	543	539	540	535	529	530	530	530	529	536
5	528	537	537	555	557	542	546	545	529	512	503	508	512	516	543	541	532	521	481	520	561	559	509	585	532
6	512	522	539	557	553	563	538	547	539	569	542	533	513	490	527	509	554	540	576	557	554	547	551	553	541
7	521	567	538	543	551	557	569	570	544	557	551	548	542	532	538	554	553	550	547	547	544	547	546	553	549
8	559	554	553	550	553	554	562	566	567	560	...	...	...	...	...	...	548	558	564	580	584	582	571	576	...
9	581	573	577	577	586	599	600	587	592	570	546	533	559	568	550	556	580	552	556	562	561	589	576	593	572
10	581	591	593	597	578	581	588	593	588	582	570	548	570	559	554	560	566	556	550	551	561	565	565	566	571
11	575	571	570	573	569	573	568	579	584	568	569	566	552	559	566	568	567	566	558	560	567	553	563	557	567
12	578	589	597	616	587	592	582	586	591	587	585	513	560	576	562	567	566	570	558	562	569	570	570	569	575
13	587	580	557	568	572	574	577	580	573	570	572	581	565	553	573	563	570	568	562	553	571	566	569	571	570
14	578	577	578	582	583	580	581	580	567	564	566*	580	582	587	571	565	572	568	568	566	569	571	571	570	574
15	567	577	576	568	587	572	561	593	570	563	550	569	580	577	557	572	587	578	576	572	568	565	570	569	572
16	579	583	585	591	597	591	590	592	588	587	570	580	582	579	582	583	587	590	583	576	568	571	570	567	582
17	603	559	580	582	583	592	591	595	589	597	586	578	587	586	573	577	583	580	578	579	583	580	577	584	583
18	592	596	602	600	612	588	600	613	602	601	593	589	594	587	589	598	600	597	598	586	595	591	577	581	595
19	575	599	601	611	608	611	610	597	580	583	582	578	587	583	591	581	583	599	598	590	602	590	588	593	592
20	593	597	600	599	604	603	608	617	588	589	596	597	582	584	599	600	594	600	590	596	592	588	589	591	596
21	591	597	590	601	605	...	...	...	587	591	591	596	591	586	584	590	597	599	598	598	596	597	596	592	...
22	591	593	598	595	597	602	605	608	609	600	597	593	589	581	590	593	607	604	600	600	599	601	598	599	598
23	597	598	600	603	603	605	607	606	598	602	599	600	591	593	599	603	601	603	599	600	601	600	600	600	600
24	601	600	593	615	596	607	609	611	608	608	611	610	590	582	579	597	596	599	599	593	598	598	599	602	600
25	603	601	601	600	603	609	610	619	616	617	608	609	607	588	587	585	597	600	597	598	600	608	601	603	603
26	604	603	598	599	602	604	606	612	617	609	600	598	593	594	597	593	595	592	592	590	587	594	598	603	599
27	607	607	601	599	600	597	600	606	609	608	604	609	601	596	590	587	588	596	592	587	590	593	596	605	599
28	597	588	596	640	590	599	601	597	613	604	607	608	607	595	596	600	597	593	582	583	582	583	596	595	598
29	600	605	603	598	599	603	610	599	593	600	600	598	597	602	598	599	598	597	589	583	586	585	590	594	597
30	607	608	609	607	606	606	607	602	606	591	597	603	596	594	596	609	611	603	586	587	579	583	583	587	598
MEANS	574	577	578	583	582	582	583	585	579	576	570	566	568	565	568	571	575	573	568	568	571	571	569	575	574

TABLE 90

EARTH-CURRENT POTENTIALS AT WATHEROO MAGNETIC OBSERVATORY

JULY 1934 EXPRESSED IN TENTHS OF MILLIVOLTS — VALUES POSITIVE EXCEPT AS INDICATED JULY 1934

(THE TABULAR VALUES ARE AVERAGES FOR SUCCESSIVE PERIODS OF ONE HOUR AS INDICATED 120° EAST MERIDIAN MEAN TIME)

COMPONENT NORTHWARD LINE OQ LENGTH IN KMS 3.425 DIRECTION TRUE N

DAY	0-1	1-2	2-3	3-4	4-5	5-6	6-7	7-8	8-9	9-10	10-11	11-12	12-13	13-14	14-15	15-16	16-17	17-18	18-19	19-20	20-21	21-22	22-23	23-24	MEAN
1	122	124	123	113	122	118	112	100	87	93	112	133	136	130	140	138	126	128	130	133	130	132	132	130	123
2	131	130	127	133	129	129	133	127	120	124	129	129	142	142	140	136	132	139	132	136	134	134	136	139	133
3	138	140	138	138	138	136	139	140	124	118	127	142	144	145	144	139	118	124	139	132	88	122	120	123	132
4	127	120	142	132	138	131	129	129	129	117	132	128	173	143	122	107	129	120	116	120	119	120	108	117	127
5	110	113	106	90	92	84	91	82	87	94	120	126	130	123	128	103	100	100	100	98	89	88	98	100	102
6	97	94	93	89	81	82	83	95	99	100	112	126	121	124	123	118	107	115	119	120	121	123	120	123	108
7	121	122	128	119	116	112	117	113	112	116	119	132	135	139	119	123	119	114	120	106	113	107	103	113	118
8	120	117	112	103	102	109	104	104	77	106	122	120	125	126	123	126	121	120	121	124	124	126	125	126	116
9	120	125	122	117	108	104	102	107	103	100	107	122	130	139	140	133	122	121	124	120	120	100	128	127	118
10	132	133	129	125	124	121	120	124	107	108	113	134	146	143	139	131	120	121	124	125	125	127	125	129	126
11	129	129	127	120	122	124	124	120	110	109	122	130	134	149	148	143	132	127	130	131	130	135	135	136	129
12	138	132	130	137	132	132	129	129	118	120	131	134	138	146	139	142	130	125	132	131	131	130	131	135	132
13	138	140	128	126	121	111	109	112	105	112	110	128	134	144	135	137	125	123	122	118	112	113	112	117	122
14	119	114	119	110	109	109	115	110	107	101	138	141	128	143	142	131	129	123	121	124	122	123	126	123	122
15	120	124	123	122	130	131	129	120	120	143	133	133	140	133	129	130	138	140	139	138	139	139	141	140	132
16	142	142	142	144	141	142	139	134	130	136	150	138	157	142	153	138	140	129	142	141	138	137	139	140	141
17	142	145	140	145	143	146	144	144	132	127	131	144	150	148	146	141	130	134	139	139	139	136	137	142	140
18	143	138	140	147	148	131	142	139	123	127	132	140	152	141	139	138	138	137	141	140	141	138	144	143	139
19	143	143	140	133	138	136	139	132	125	135	127	135	145	149	154	144	128	129	138	138	144	146	142	143	139
20	137	137	138	139	141	141	139	138	124	133	136	143	146	139	139	140	130	133	138	134	136	137	134	138	137
21	133	141	134	135	133	133	129	130	130	127	124	142	145	148	144	136	130	131	138	138	137	136	141	139	136
22	137	136	136	133	132	140	130	122	113	115	117	129	146	153	147	138	125	127	127	133	133	137	136	139	132
23	138	134	137	133	129	132	132	133	121	122	131	141	141	142	138	132	132	123	132	134	132	137	140	139	134
24	141	138	134	131	130	129	129	125	117	120	128	142	142	143	137	138	134	134	126	131	133	130	127	132	132
25	120	142	137	137	132	131	127	124	118	117	127	134	144	150	142	133	119	114	121	123	130	131	131	133	130
26	134	139	138	135	130	130	122	124	112	112	118	132	133	142	143	133	128	126	131	131	130	130	132	138	130
27	133	135	137	144	139	136	135	126	120	117	124	133	139	147	145	140	129	130	132	133	134	135	137	134	134
28	137	141	140	136	135	133	133	127	120	116	129	137	131	130	134	126	117	115	110	108	103	110	103	104	124
29	103	101	101	99	101	99	95	90	72	90	108	127	140	143	134	124	119	118	122	105	110	104	93	132	110
30	131	124	123	124	132	124	128	122	106	107	105	142	160	150	165	142	113	95	119	91	41	63	150	123	120
31	144	157	145	141	138	134	128	147	123	124	103	137	137	134	142	132	117	120	125	123	121	121	123	119	131
MEANS	130	131	129	127	126	124	124	122	113	116	123	134	141	141	139	133	125	124	127	126	122	124	127	130	127

TABLE 91

EARTH-CURRENT POTENTIALS AT WATHEROO MAGNETIC OBSERVATORY

JULY 1934 — EXPRESSED IN TENTHS OF MILLIVOLTS — VALUES NEGATIVE EXCEPT AS INDICATED — JULY 1934

(THE TABULAR VALUES ARE AVERAGES FOR SUCCESSIVE PERIODS OF ONE HOUR AS INDICATED 120° EAST MERIDIAN MEAN TIME)

COMPONENT EASTWARD LINE OR LENGTH IN KMS 9.90 DIRECTION TRUE E

DAY	0-1	1-2	2-3	3-4	4-5	5-6	6-7	7-8	8-9	9-10	10-11	11-12	12-13	13-14	14-15	15-16	16-17	17-18	18-19	19-20	20-21	21-22	22-23	23-24	MEAN
1	596	598	605	609	604	609	604	591	591	585	581	593	583	597	602	603	602	597	592	578	571	577	575	580	593
2	584	589	592	598	596	598	601	609	590	581	590	578	568	578	580	582	599	594	583	575	576	576	578	580	586
3	578	580	590	596	597	598	601	599	587	580	566	581	579	577	583	592	588	593	631	616	487	555	570	564	583
4	557	584	596	570	588	592	603	593	586	571	582	577	591	583	571	571	556	592	581	583	580	570	564	602	581
5	569	576	587	580	589	592	583	589	588	573	582	567	557	562	552	568	590	586	573	569	563	569	570	568	575
6	579	579	569	573	574	575	584	593	579	570	568	560	542	562	562	568	571	561	563	560	567	567	565	569	569
7	563	569	566	563	560	565	570	579	583	580	557	569	564	551	548	547	555	558	558	554	561	571	560	559	563
8	565	556	555	564	558	557	571	577	572	569	552	553	548	547	543	552	559	552	540	546	547	550	552	551	556
9	558	553	551	559	552	557	558	562	558	560	554	537	546	537	521	540	545	539	535	534	532	532	553	550	547
10	549	552	557	550	556	552	546	549	548	530	545	552	546	533	537	536	534	540	540	538	534	539	545	547	544
11	549	548	551	551	548	546	551	552	550	550	542	542	539	549	534	541	542	540	537	534	533	536	543	540	544
12	532	542	531	532	544	546	543	546	532	542	542	543	538	546	537	543	537	533	525	522	524	527	530	540	536
13	542	543	550	539	540	539	537	539	540	539	533	539	539	535	522	536	520	528	519	514	520	517	520	530	532
14	529	540	533	533	531	533	538	541	532	531	518	528	528	531	532	525	527	525	530	524	520	519	518	520	529
15	518	528	527	528	536	531	537	530	509	506	525	513	526	509	510	525	525	534	527	518	520	512	510	512	522
16	518	523	527	530	532	531	529	531	510	504	527	518	507	482	518	512	520	517	523	522	513	510	512	517	518
17	512	514	526	525	518	522	528	521	515	515	508	514	515	524	517	514	518	520	520	513	509	506	508	512	516
18	513	520	527	532	540	520	515	519	520	497	525	524	517	510	509	511	511	522	511	511	509	511	507	513	516
19	517	523	520	523	524	526	525	520	512	502	497	508	512	517	529	526	515	511	519	517	519	514	512	513	517
20	517	521	523	526	527	529	526	531	519	520	517	511	508	500	505	518	524	521	528	518	521	520	511	503	518
21	505	521	530	522	526	529	532	525	524	522	519	517	506	504	506	507	520	519	521	520	520	521	524	517	519
22	519	517	520	521	524	533	542	541	532	522	508	504	508	501	509	510	505	508	513	513	512	511	511	515	517
23	512	511	516	515	515	528	531	532	530	528	521	509	499	500	499	507	516	510	506	512	515	521	514	518	515
24	520	515	518	515	520	525	526	527	522	520	515	512	513	498	497	512	532	517	509	510	510	505	503	500	514
25	517	516	520	515	513	525	526	529	528	528	523	528	537	520	510	510	498	496	497	504	510	515	515	516	516
26	532	528	526	520	522	527	523	510	523	522	511	518	519	519	511	511	507	509	510	500	508	509	510	511	516
27	510	507	520	524	520	522	520	522	524	519	529	530	529	526	511	518	517	511	508	508	507	509	508	519	517
28	523	528	529	523	525	521	519	520	523	520	529	522	528	527	523	523	518	518	510	508	504	502	512	516	520
29	522	531	537	534	528	524	524	520	518	504	511	527	531	525	519	524	509	508	481	490	493	494	499	517	515
30	540	532	544	530	530	532	537	531	529	520	514	580	522	464	500	528	480	428	476	510	459	528	531	527	516
31	537	547	542	546	543	548	530	538	555	521	518	512	504	513	524	520	518	538	519	516	515	514	511	508	526
MEANS	538	542	545	543	544	546	547	547	543	536	536	538	534	530	530	535	534	533	532	530	524	529	530	533	537

TABLE 92

EARTH-CURRENT POTENTIALS AT WATHEROO MAGNETIC OBSERVATORY

AUGUST 1934 — EXPRESSED IN TENTHS OF MILLIVOLTS — VALUES POSITIVE EXCEPT AS INDICATED — AUGUST 1934

(THE TABULAR VALUES ARE AVERAGES FOR SUCCESSIVE PERIODS OF ONE HOUR AS INDICATED 120° EAST MERIDIAN MEAN TIME)

COMPONENT NORTHWARD LINE OQ LENGTH IN KMS 3.425 DIRECTION TRUE N

DAY	0-1	1-2	2-3	3-4	4-5	5-6	6-7	7-8	8-9	9-10	10-11	11-12	12-13	13-14	14-15	15-16	16-17	17-18	18-19	19-20	20-21	21-22	22-23	23-24	MEAN
1	124	132	132	129	150	119	127	132	110	117	123	137	133	138	135	120	131	119	109	137	121	121	130	131	127
2	136	130	130	127	132	123	127	130	122	122	129	126	136	137	141	135	116	124	132	115	130	126	131	127	128
3	126	136	123	129	131	128	132	127	127	128	124	140	127	137	136	130	124	124	124	50	171	135	133	127	128
4	123	151	115	120	131	131	140	135	128	111	137	137	136	141	131	113	130	120	127	123	123	119	131	130	128
5	123	122	142	121	133	124	132	134	108	115	115	123	124	140	139	133	121	113	112	121	119	110	130	123	124
6	127	132	130	132	132	121	130	102	86	108	123	132	126	142	137	135	119	115	126	121	120	118	127	123	124
7	126	118	114	111	107	105	107	102	92	98	120	130	139	140	137	129	108	117	86	108	98	105	108	114	113
8	113	113	104	113	103	108	111	110	98	102	111	123	139	133	143	125	117	111	116	118	112	120	120	121	116
9	129	127	129	123	120	126	120	108	105	107	115	131	143	138	133	127	118	115	119	125	122	125	124	121	123
10	127	134	137	133	127	129	128	113	109	114	115	133	140	150	139	140	122	119	122	122	121	120	124	128	127
11	131	130	130	127	121	120	120	110	105	102	120	130	142	138	132	130	116	115	120	121	123	122	126	123	123
12	127	122	127	127	123	119	120	112	105	109	109	118	129	142	143	133	120	116	119	120	119	118	119	116	121
13	122	130	110	128	112	115	159	120	89	92	93	107	122	125	140	142	119	117	121	120	119	123	113	114	119
14	139	135	136	132	139	138	130	120	116	110	108	118	122	131	143	138	132	118	121	124	123	123	96	138	126
15	130	133	130	131	149	128	130	130	107	106	117	117	125	131	133	156	141	128	132	130	128	127	130	132	129
16	133	134	132	137	132	132	138	135	123	110	118	120	141	153	153	143	132	122	129	125	119	122	113	112	130
17	121	124	127	123	130	127	130	125	125	115	119	124	129	132	153	141	130	126	128	124	123	128	128	120	127
18	138	134	133	135	135	123	129	127	117	130	128	125	125	140	143	150	133	108	135	129	125	128	124	130	130
19	129	133	130	138	132	135	138	130	107	117	128	131	140	140	139	143	131	121	129	129	128	129	118	110	129
20	128	151	140	138	142	135	133	128	130	128	130	137	147	142	143	129	123	120	132	131	132	129	129	124	133
21	133	136	135	127	118	123	126	116	113	113	123	142	154	154	148	131	113	129	118	119	120	121	140	131	128
22	135	136	147	125	129	127	130	126	119	118	127	132	150	153	142	133	122	113	122	106	93	114	83	124	125
23	128	136	121	113	107	100	102	97	102	107	112	123	133	147	142	128	117	112	112	116	110	107	110	108	116
24	109	110	103	105	108	100	100	91	92	101	118	128	143	137	132	123	121	115	119	123	122	127	127	128	116
25	127	124	121	119	112	117	103	101	97	108	125	141	157	143	139	128	117	120	120	122	121	118	121	118	122
26	113	118	127	140	120	120	111	97	101	101	112	122	134	149	151	142	124	117	120	119	119	114	92	134	121
27	134	136	123	121	111	130	112	77	72	89	114	132	141	125	144	126	113	120	123	119	112	119	113	128	118
28	120	122	121	110	127	140	130	109	116	126	132	133	142	139	137	141	82	140	120	91	119	120	111	147	124
29	109	134	119	134	140	130	132	117	118	124	125	125	146	122	148	131	120	110	109	133	121	110	139	118	126
30	130	132	132	135	147	112	134	112	119	120	122	128	159	149	144	133	110	117	120	116	128	119	119	123	128
31	133	135	140	129	131	132	134	122	110	117	128	129	153	150	145	131	122	108	111	138	105	135	122	130	129
MEANS	126	130	127	126	127	123	126	116	109	112	120	128	138	140	141	134	121	118	120	119	121	121	120	124	124

TABLE 93

EARTH-CURRENT POTENTIALS AT WATHEROO MAGNETIC OBSERVATORY

AUGUST 1934 EXPRESSED IN TENTHS OF MILLIVOLTS — VALUES NEGATIVE EXCEPT AS INDICATED AUGUST 1934

(THE TABULAR VALUES ARE AVERAGES FOR SUCCESSIVE PERIODS OF ONE HOUR AS INDICATED 120° EAST MERIDIAN MEAN TIME)

COMPONENT EASTWARD LINE OR LENGTH IN KMS 9.90 DIRECTION TRUE E

DAY	0-1	1-2	2-3	3-4	4-5	5-6	6-7	7-8	8-9	9-10	10-11	11-12	12-13	13-14	14-15	15-16	16-17	17-18	18-19	19-20	20-21	21-22	22-23	23-24	MEAN
1	533	526	526	530	544	529	534	546	505	504	522	534	491	526	528	491	548	518	537	511	533	504	519	520	523
2	529	525	530	528	541	540	539	539	523	533	532	508	529	523	528	512	523	541	520	532	526	519	531	515	528
3	525	537	530	531	530	538	539	539	537	538	541	520	460	536	532	539	540	528	519	480	518	538	531	530	527
4	550	548	546	516	532	536	532	540	520	534	539	525	531	497	504	540	550	533	531	527	522	524	538	532	531
5	525	526	562	513	538	540	542	528	526	522	520	522	530	518	531	533	527	513	525	529	522	529	539	530	529
6	530	530	532	537	535	539	537	537	530	530	530	530	522	510	535	508	495	553	529	530	525	525	539	527	529
7	532	528	535	529	530	533	533	548	532	535	530	531	522	528	530	520	519	507	542	508	531	531	539	538	530
8	534	532	532	522	531	533	538	542	546	535	530	533	533	529	528	529	522	514	521	520	541	513	526	526	530
9	541	537	540	532	531	520	539	553	532	521	532	540	519	518	522	527	533	527	522	520	523	522	519	532	529
10	533	538	538	539	538	539	541	535	531	529	531	527	510	530	523	532	546	537	531	526	525	529	533	538	532
11	535	540	538	535	538	548	544	539	541	527	528	547	559	520	527	532	522	508	530	530	522	526	530	533	533
12	538	540	541	544	543	544	544	540	539	539	537	536	533	540	530	533	536	538	538	530	531	528	530	538	537
13	554	549	542	575	539	519	558	551	540	508	521	522	529	531	531	540	524	546	540	527	525	526	510	550	536
14	531	542	546	551	548	544	545	534	527	533	532	528	536	533	536	533	539	541	540	534	533	522	532	540	537
15	535	546	546	546	580	533	543	550	534	529	531	529	534	499	527	545	556	551	539	539	529	530	533	536	538
16	538	542	553	544	546	541	550	542	540	537	529	529	543	543	528	541	547	544	540	532	530	532	523	532	539
17	538	540	547	547	545	548	553	549	543	530	522	519	517	513	527	531	538	536	546	551	541	540	554	532	538
18	548	546	550	548	564	560	585	549	558	535	525	517	531	537	539	525	520	520	554	532	537	539	535	540	541
19	546	541	543	549	550	555	561	577	535	534	535	525	517	509	539	541	552	560	554	540	544	527	513	519	540
20	536	550	549	547	561	560	561	562	556	549	557	544	539	533	528	532	534	544	550	537	544	542	547	544	546
21	547	549	555	555	547	552	560	572	560	552	556	549	542	519	520	530	524	529	514	542	563	565	557	549	546
22	547	550	569	551	551	554	560	570	562	559	565	547	538	549	515	544	530	532	530	516	538	533	588	547	548
23	557	562	554	549	553	552	565	577	574	570	562	559	555	550	543	543	534	540	540	541	546	549	556	554	554
24	554	551	559	543	560	552	553	560	560	553	552	552	564	551	534	539	540	538	537	536	538	543	547	551	548
25	557	558	558	554	549	555	545	558	547	552	559	566	567	554	554	542	539	540	539	539	540	542	548	550	550
26	559	564	557	568	560	553	553	550	554	555	554	552	561	567	562	567	559	556	533	527	534	530	558	532	553
27	558	566	570	569	556	575	563	533	550	520	546	532	504	538	595	582	580	563	550	545	537	550	541	583	554
28	547	573	561	550	548	546	552	550	536	551	548	559	561	533	550	540	509	561	543	600	490	559	537	589	550
29	550	578	567	561	565	563	568	559	559	547	526	562	538	538	565	538	507	520	591	541	546	572	543	540	552
30	549	559	568	574	603	560	548	532	537	538	531	542	546	542	564	553	523	558	560	578	539	575	540	541	552
31	560	564	574	570	560	560	560	572	554	553	550	553	551	551	563	560	551	542	555	551	539	562	552	555	557
MEANS	542	546	549	545	549	546	550	550	542	537	538	537	533	531	537	536	534	537	539	534	533	536	538	540	540

TABLE 94

EARTH-CURRENT POTENTIALS AT WATHEROO MAGNETIC OBSERVATORY

SEPTEMBER 1934 EXPRESSED IN TENTHS OF MILLIVOLTS — VALUES POSITIVE EXCEPT AS INDICATED **SEPTEMBER 1934**

(THE TABULAR VALUES ARE AVERAGES FOR SUCCESSIVE PERIODS OF ONE HOUR AS INDICATED 120° EAST MERIDIAN MEAN TIME)

COMPONENT NORTHWARD LINE OQ LENGTH IN KMS 3.425 DIRECTION TRUE N

DAY	0-1	1-2	2-3	3-4	4-5	5-6	6-7	7-8	8-9	9-10	10-11	11-12	12-13	13-14	14-15	15-16	16-17	17-18	18-19	19-20	20-21	21-22	22-23	23-24	MEAN
1	129	133	134	129	136	133	121	140	112	117	128	142	152	138	130	120	123	118	113	122	124	109	140	119	**128**
2	120	148	134	123	121	133	114	110	101	118	129	133	148	137	130	118	119	120	122	122	114	77	130	100	**122**
3	132	153	133	130	113	104	106	120	155	109	108	119	142	130	141	121	108	92	121	118	122	123	113	127	**122**
4	127	121	131	106	108	120	113	107	108	117	127	143	150	140	131	138	121	118	109	108	129	123	120	120	**122**
5	119	116	126	132	133	127	111	106	109	123	123	137	146	147	134	130	119	119	112	128	122	128	126	130	**125**
6	129	129	128	131	121	120	122	105	110	121	127	134	153	160	152	133	118	110	125	124	124	120	123	132	**127**
7	134	134	139	128	141	132	129	114	116	125	130	136	140	154	149	134	128	122	130	123	129	132	136	138	**132**
8	130	132	138	139	136	133	129	114	117	121	130	139	152	149	148	150	137	126	123	132	118	122	126	139	**132**
9	132	147	140	139	140	134	136	117	119	119	125	134	144	147	145	144	134	128	129	130	131	130	132	134	**134**
10	136	138	135	134	137	129	128	113	110	112	121	163	168	153	149	141	120	122	122	118	115	111	112	113	**129**
11	111	109	100	99	100	98	100	84	87	92	108	132	149	152	142	138	130	116	123	123	124	122	130	133	**117**
12	136	139	139	140	140	124	140	131	128	119	125	140	160	152	143	130	148	128	121	129	124	128	135	131	**135**
13	133	132	130	128	141	130	129	119	113	113	123	137	155	161	143	133	125	128	131	130	128	127	123	131	**131**
14	133	135	134	132	134	138	141	128	122	119	127	132	150	154	155	145	134	130	126	135	130	129	130	132	**134**
15	133	132	138	139	142	142	140	123	116	127	134	148	153	161	154	149	138	131	133	138	132	132	133	134	**138**
16	135	137	131	132	138	135	135	135	115	131	138	150	154	162	144	142	130	130	134	101	140	144	107	148	**135**
17	145	134	139	137	138	137	131	123	136	133	139	140	158	162	150	144	135	123	114	130	138	127	127	155	**137**
18	142	145	139	141	141	138	136	132	130	132	144	151	169	164	158	149	139	129	135	132	138	141	139	140	**142**
19	140	139	138	133	137	136	132	127	122	130	145	155	169	167	153	135	132	130	130	135	135	141	141	131	**139**
20	130	123	138	148	141	132	158	110	122	133	140	160	168	166	154	138	135	121	128	132	139	137	130	130	**138**
21	141	152	153	140	142	137	133	129	133	130	140	163	171	159	151	142	132	131	134	137	133	142	134	130	**141**
22	134	136	135	138	143	130	127	119	123	128	139	153	167	161	146	141	131	130	134	129	133	129	133	141	**137**
23	134	150	150	147	141	138	128	117	115	131	138	168	168	161	154	140	131	123	132	130	126	130	132	130	**138**
24	144	148	144	129	112	118	111	93	102	117	157	180	183	178	146	125	120	107	102	75	113	149	132	132	**130**
25	133	152	139	157	110	104	131	107	89	120	126	129	160	166	142	113	127	108	106	76	130	120	53	83	**120**
26	87	122	185	123	155	106	108	105	114	128	137	150	164	160	146	135	130	128	130	120	110	135	128	132	**131**
27	133	131	142	134	143	138	140	112	105	130	133	167	168	159	162	115	141	128	136	130	113	120	109	128	**134**
28	154	160	139	150	149	134	125	123	122	133	134	159	168	174	164	142	130	130	134	104	120	147	132	143	**140**
29	148	139	165	146	142	143	134	125	124	126	145	159	164	162	160	154	139	132	150	141	139	124	133	150	**144**
30	141	142	151	155	148	146	142	117	121	133	150	172	168	178	163	142	138	131	138	129	114	139	147	147	**144**
MEANS	132	137	139	135	134	129	127	117	116	123	132	148	159	157	148	136	130	123	126	123	126	128	126	131	**133**

TABLE 95

EARTH-CURRENT POTENTIALS AT WATHEROO MAGNETIC OBSERVATORY

SEPTEMBER 1934 — EXPRESSED IN TENTHS OF MILLIVOLTS — VALUES NEGATIVE EXCEPT AS INDICATED — SEPTEMBER 1934

(THE TABULAR VALUES ARE AVERAGES FOR SUCCESSIVE PERIODS OF ONE HOUR AS INDICATED 120° EAST MERIDIAN MEAN TIME)

COMPONENT EASTWARD LINE OR LENGTH IN KMS 9.90 DIRECTION TRUE E

DAY	0-1	1-2	2-3	3-4	4-5	5-6	6-7	7-8	8-9	9-10	10-11	11-12	12-13	13-14	14-15	15-16	16-17	17-18	18-19	19-20	20-21	21-22	22-23	23-24	MEAN
1	555	562	567	567	567	567	561	588	557	557	550	545	547	539	536	540	541	551	550	540	557	560	559	547	555
2	540	570	562	570	571	579	592	570	587	565	532	550	522	528	570	558	562	571	564	560	549	537	521	540	557
3	560	568	559	578	570	562	570	570	579	589	554	558	559	521	515	522	572	541	536	562	593	565	553	562	559
4	558	557	562	559	559	555	558	554	572	548	560	553	538	548	547	547	543	535	525	539	567	562	560	562	553
5	574	604	526	554	550	560	550	550	564	552	557	558	559	543	548	550	548	555	555	548	554	554	550	556	555
6	553	554	555	557	553	552	553	556	557	558	553	555	557	541	556	550	546	529	538	547	554	551	552	551	551
7	559	561	560	562	563	567	561	538	532	548	546	551	553	557	552	554	562	547	541	560	556	558	557	557	554
8	557	551	558	557	553	553	557	555	546	561	567	563	561	553	555	562	564	555	551	544	533	550	553	576	556
9	560	558	558	562	545	549	547	558	560	559	558	554	547	541	550	547	557	551	554	549	548	549	549	557	553
10	558	567	570	554	560	560	559	562	561	568	569	560	541	540	561	564	555	552	558	550	560	549	554	558	558
11	560	562	564	564	566	559	563	561	552	548	553	551	547	535	545	551	566	566	559	552	538	543	559	551	555
12	560	568	568	565	570	559	568	562	549	546	531	525	540	522	539	564	580	559	570	546	550	550	550	558	554
13	559	556	573	560	563	566	560	557	559	547	556	553	543	555	556	555	558	557	555	548	541	537	546	569	555
14	553	561	564	564	565	561	566	563	550	548	548	549	541	531	546	564	561	563	552	551	552	549	547	560	554
15	566	557	562	562	564	565	565	559	549	543	549	547	540	543	548	561	565	559	551	560	554	554	553	551	555
16	555	563	569	570	562	561	571	574	557	567	552	522	530	553	554	560	542	554	537	530	553	549	531	542	552
17	569	560	555	562	561	570	570	562	556	590	570	559	554	550	546	537	528	539	495	524	574	550	572	567	555
18	562	561	560	565	573	569	571	569	570	572	565	550	550	555	558	558	559	557	541	565	571	568	560	560	562
19	560	560	562	566	571	563	569	564	565	559	570	564	565	557	552	545	562	570	565	568	567	568	561	550	563
20	591	526	540	554	563	565	580	558	558	568	577	572	563	554	533	521	537	559	571	561	570	569	552	540	558
21	579	560	568	562	567	563	571	574	579	587	581	571	558	559	553	556	558	558	557	559	556	566	563	590	566
22	586	564	559	564	567	560	549	549	551	562	581	575	581	567	563	554	560	558	555	553	550	562	560	575	563
23	589	565	568	572	567	558	559	562	553	561	579	588	569	581	568	559	560	554	566	559	551	556	559	573	566
24	572	579	577	571	570	569	564	558	561	574	575	572	571	570	560	523	520	563	495	614	510	589	582	577	563
25	579	589	581	596	577	564	560	593	541	532	530	581	511	595	559	572	541	572	569	524	540	632	532	537	563
26	601	603	645	547	527	533	557	570	550	545	562	578	590	602	592	578	574	571	560	555	559	568	560	572	571
27	583	587	596	579	570	560	563	564	545	541	542	563	547	555	614	562	573	578	571	573	601	547	569	577	569
28	591	581	600	573	570	582	578	577	563	561	570	567	568	579	583	570	606	585	574	565	573	568	566	561	576
29	587	571	612	579	586	582	577	580	565	569	567	578	569	579	581	578	571	583	581	579	566	565	575	589	578
30	563	571	580	593	592	590	578	575	560	568	567	578	575	568	550	591	584	582	582	570	589	568	578	582	576
MEANS	568	566	569	566	565	563	565	564	558	560	559	560	553	554	556	555	558	559	553	555	558	560	556	562	560

TABLE 96

EARTH-CURRENT POTENTIALS AT WATHEROO MAGNETIC OBSERVATORY

OCTOBER 1934 — EXPRESSED IN TENTHS OF MILLIVOLTS — VALUES POSITIVE EXCEPT AS INDICATED — OCTOBER 1934

(THE TABULAR VALUES ARE AVERAGES FOR SUCCESSIVE PERIODS OF ONE HOUR AS INDICATED 120° EAST MERIDIAN MEAN TIME)

COMPONENT NORTHWARD LINE OQ LENGTH IN KMS 3.425 DIRECTION TRUE N

DAY	0-1	1-2	2-3	3-4	4-5	5-6	6-7	7-8	8-9	9-10	10-11	11-12	12-13	13-14	14-15	15-16	16-17	17-18	18-19	19-20	20-21	21-22	22-23	23-24	MEAN
1	145	137	171	114	151	144	145	130	128	138	156	179	177	170	154	145	137	140	140	140	134	150	147	146	147
2	143	140	143	140	151	134	129	128	130	135	160	164	174	169	159	135	133	134	138	144	140	151	126	154	144
3	153	148	148	150	146	141	129	129	133	140	150	167	163	166	153	148	140	139	136	137	151	143	143	150	146
4	149	147	147	144	145	140	135	122	137	147	160	164	159	167	155	152	135	127	132	140	133	132	128	136	143
5	151	152	156	151	139	135	130	127	130	145	160	164	169	169	156	142	129	137	137	135	129	133	147	149	145
6	145	155	142	148	142	134	129	126	130	142	162	177	174	165	152	140	130	127	131	138	140	139	139	146	144
7	150	153	144	146	137	134	132	118	111	121	147	175	187	129	164	142	119	130	132	132	138	138	131	132	139
8	137	134	160	151	154	140	125	122	123	133	153	167	176	173	171	147	133	133	134	130	133	142	143	144	144
9	149	149	148	150	146	141	133	128	121	138	160	171	180	178	161	145	129	127	130	130	135	135	138	139	144
10	144	142	150	145	141	138	125	118	116	129	157	173	181	183	163	138	123	125	131	137	132	136	135	137	142
11	138	138	141	142	139	138	119	118	120	137	165	181	180	169	153	137	129	130	132	134	128	115	120	128	139
12	133	138	138	139	134	123	120	120	122	141	152	157	170	182	161	150	133	120	124	130	132	129	121	119	137
13	118	111	120	120	121	122	118	116	119	123	137	154	161	159	156	146	123	121	130	132	132	123	132	127	130
14	123	139	149	141	137	132	128	116	128	140	155	164	176	164	146	138	126	117	123	126	122	127	132	129	137
15	128	131	131	130	132	126	117	113	120	129	148	160	162	157	147	125	122	130	122	126	122	125	115	106	130
16	109	132	130	148	162	128	138	127	131	135	144	149	157	149	142	136	126	117	123	125	121	126	129	128	134
17	129	133	126	128	129	127	118	120	123	129	146	157	155	140	131	123	110	110	114	119	115	114	115	115	126
18	112	111	110	111	108	96	83	97	98	111	127	123	122	124	121	104	90	84	86	95	92	91	94	95	104
19	93	95	99	92	87	80	74	74	67	73	89	99	110	118	112	89	74	68	69	77	77	74	77	72	85
20	77	80	77	80	72	58	41	46	51	61	83	100	108	103	82	62	52	50	45	54	44	53	59	70	67
21	70	59	90	45	66	52	85	37	33	48	75	88	84	70	60	44	35	29	35	37	35	18	49	43	54
22	41	42	39	39	31	31	16	17	20	32	56	74	61	58	53	30	9	1	7	-7	12	13	19	27	30
23	17	20	18	23	20	14	14	10	3	15	31	42	40	38	10	-5	-15	-12	-5	-7	-9	-9	-8	-6	10
24	-5	-3	-1	-5	-9	-14	-32	-37	-13	-12	8	19	41	29	-27	-12	-9	-81	-44	-28	-47	-65	-47	-35	-18
25	6	12	-8	-29	-30	-37	-38	-50	-50	-33	-22	-9	-2	-9	-23	-25	-47	-43	-44	-43	-47	-64	-77	-53	-32
26	-61	-35	-61	-19	-27	-38	-45	-55	-53	-48	-39	-19	-28	-27	-37	-43	-54	-77	-75	-66	-69	-50	-71	-57	-48
27	-39	-63	-55	-52	-55	-62	-74	-75	-71	-70	-61	-53	-41	-35	-42	-49	-66	-78	-80	-72	-90	-98	-66	-80	-64
28	-72	-78	-71	-67	-72	-73	-80	-97	-99	-90	-72	-57	-59	-55	-70	-89	-97	-96	-97	-97	-98	-106	-128	-91	-84
29	-83	-97	-99	-97	-103	-105	-113	-117	-116	-106	-102	-90	-87	-81	-95	-102	-110	-119	-120	-116	-132	-122	-124	-120	-106
30	-120	-121	-121	-120	-121	-122	-129	-134	-126	-114	-112	-100	-97	-101	-110	-127	-130	-131	-131	-127	-129	-134	-139	-125	-122
31	-120	-117	-120	-123	-129	-134	-128	-138	-132	-127	-123	-105	-95	-88	-106	-125	-142	-150	-140	-136	-130	-133	-130	-131	-125
MEANS	73	74	76	73	72	65	60	53	56	66	82	95	99	95	82	69	57	52	55	59	56	56	56	61	68

TABLE 97

EARTH-CURRENT POTENTIALS AT WATHEROO MAGNETIC OBSERVATORY

OCTOBER 1934

EXPRESSED IN TENTHS OF MILLIVOLTS — VALUES NEGATIVE EXCEPT AS INDICATED

OCTOBER 1934

(THE TABULAR VALUES ARE AVERAGES FOR SUCCESSIVE PERIODS OF ONE HOUR AS INDICATED 120° EAST MERIDIAN MEAN TIME)

COMPONENT EASTWARD LINE OR LENGTH IN KMS 9.90 DIRECTION TRUE E

DAY	0-1	1-2	2-3	3-4	4-5	5-6	6-7	7-8	8-9	9-10	10-11	11-12	12-13	13-14	14-15	15-16	16-17	17-18	18-19	19-20	20-21	21-22	22-23	23-24	MEAN
1	581	586	623	577	560	571	585	583	584	581	597	584	579	572	570	579	586	572	589	572	580	590	584	578	582
2	577	580	589	586	592	587	579	569	569	585	573	571	581	572	592	585	573	582	575	577	580	609	569	578	580
3	583	581	583	591	586	587	586	587	590	588	589	581	581	575	583	581	578	570	576	576	592	579	588	582	583
4	584	583	581	585	586	589	589	584	574	588	601	585	581	582	588	591	588	582	587	577	593	586	588	572	585
5	587	583	589	589	592	585	587	596	591	613	617	595	593	590	565	572	569	578	578	585	588	590	584	584	588
6	586	613	580	580	590	591	594	592	589	585	594	594	587	590	590	587	576	575	593	591	589	578	582	590	588
7	603	604	590	598	598	580	593	582	569	571	589	604	609	611	602	592	579	581	580	579	580	587	578	594	590
8	588	561	580	583	590	590	582	574	580	583	583	590	600	610	600	599	592	589	581	564	586	594	591	594	587
9	598	600	595	594	591	586	578	569	580	583	589	594	606	612	600	601	591	593	590	588	585	595	595	592	592
10	597	604	594	595	589	587	585	576	581	585	590	590	596	609	613	609	597	591	583	593	587	589	590	594	593
11	598	592	597	597	591	588	585	577	576	580	596	604	608	608	609	603	594	588	590	590	590	590	590	595	593
12	597	600	607	605	600	600	591	592	584	602	590	605	600	620	618	607	586	576	584	595	595	599	601	620	599
13	621	624	646	638	641	623	638	590	580	592	610	581	590	618	611	600	597	605	596	601	594	589	595	622	608
14	587	602	650	638	596	594	593	577	593	593	591	590	597	598	611	608	591	587	593	611	599	604	593	609	600
15	592	609	608	609	610	609	609	607	593	596	588	596	600	598	612	586	622	598	598	611	597	595	579	622	602
16	556	592	591	589	625	643	589	613	602	610	600	593	603	607	608	604	605	590	591	591	594	595	607	593	600
17	608	604	607	606	609	617	611	607	601	600	607	607	606	599	608	607	604	603	604	610	608	602	601	605	606
18	600	596	600	620	608	604	608	597	594	588	610	603	597	598	608	607	601	600	609	607	607	610	603	606	603
19	604	608	613	603	607	607	609	604	603	604	602	602	606	613	619	609	607	600	599	602	606	608	603	604	606
20	608	600	605	608	603	599	594	604	610	613	625	631	619	611	610	600	596	597	607	607	595	601	601	608	606
21	614	602	634	597	591	638	592	596	600	602	612	627	622	610	626	621	598	602	607	600	602	618	607	614	610
22	615	610	609	629	599	604	600	599	600	607	610	619	616	624	623	604	591	609	606	596	599	609	610	619	609
23	616	618	616	606	612	608	603	603	598	607	614	619	623	630	622	636	615	610	608	608	607	606	616	614	613
24	619	622	619	620	611	619	590	583	617	608	621	608	584	600	622	661	562	523	592	620	596	595	608	594	604
25	620	658	634	610	609	596	598	602	609	603	615	612	617	624	624	619	597	607	630	620	604	595	625	592	613
26	616	630	588	611	616	611	608	596	598	597	608	617	611	617	624	629	631	605	594	576	584	640	578	608	608
27	635	614	607	617	616	614	608	604	587	597	594	593	609	609	612	634	618	613	620	593	617	578	604	602	608
28	620	612	616	620	619	617	612	604	603	602	593	583	606	629	619	623	619	617	612	613	610	604	595	605	610
29	618	617	615	615	620	620	612	605	601	608	605	603	605	605	606	620	617	619	608	612	610	620	619	622	613
30	620	621	618	616	619	621	615	606	607	614	623	613	612	617	613	611	609	608	614	614	608	599	597	600	612
31	611	613	614	613	613	612	618	616	613	600	590	600	600	616	616	610	604	599	603	609	606	607	608	608	608
MEANS	602	604	606	605	603	603	598	593	593	596	601	600	601	606	607	606	597	592	597	596	596	599	596	601	600

TABLE 98

EARTH-CURRENT POTENTIALS AT WATHEROO MAGNETIC OBSERVATORY

NOVEMBER 1934

EXPRESSED IN TENTHS OF MILLIVOLTS — VALUES NEGATIVE EXCEPT AS INDICATED

NOVEMBER 1934

(THE TABULAR VALUES ARE AVERAGES FOR SUCCESSIVE PERIODS OF ONE HOUR AS INDICATED 120° EAST MERIDIAN MEAN TIME)

COMPONENT NORTHWARD LINE OQ LENGTH IN KMS 3.425 DIRECTION TRUE N

DAY	0-1	1-2	2-3	3-4	4-5	5-6	6-7	7-8	8-9	9-10	10-11	11-12	12-13	13-14	14-15	15-16	16-17	17-18	18-19	19-20	20-21	21-22	22-23	23-24	MEAN
1	134	131	131	130	134	140	136	154	147	134	123	114	104	103	113	130	136	138	137	133	134	136	135	133	131
2	136	130	136	135	139	151	164	162	157	134	118	110	110	120	130	139	145	152	150	147	146	145	146	144	139
3	140	141	146	145	150	155	115	155	155	138	128	110	113	130	148	147	153	159	161	161	156	159	160	157	145
4	147	153	151	148	153	171	177	172	163	155	138	129	139	144	150	161	162	169	169	165	162	164	162	167	157
5	166	160	160	165	166	173	181	182	180	170	153	147	143	154	167	177	182	187	190	182	193	199	179	185	172
6	186	175	187	185	193	200	195	198	188	171	154	145	135	143	169	184	206	203	203	194	193	190	189	194	182
7	180	179	182	184	190	202	207	204	192	170	167	150	146	166	159	169	197	219	226	242	213	199	180	201	188
8	187	202	178	156	194	216	212	197	205	165	160	160	169	170	195	196	209	224	219	202	195	185	193	190	191
9	195	193	182	189	194	201	197	217	217	194	177	160	141	165	167	195	210	216	207	204	213	194	195	193	192
10	194	194	190	180	170	206	207	213	202	193	168	167	165	171	184	193	202	205	200	199	198	203	205	194	192
11	196	184	188	191	197	204	205	217	206	192	173	154	144	167	188	207	215	211	203	204	216	205	205	199	195
12	205	188	195	196	186	202	215	212	203	194	184	170	168	171	189	201	209	210	203	203	212	214	208	202	198
13	199	203	209	210	187	206	208	217	225	221	209	189	168	167	177	188	201	209	213	210	219	220	225	213	204
14	210	207	199	198	206	194	212	215	212	200	192	182	182	171	183	198	200	205	208	205	209	208	204	209	200
15	200	205	208	204	210	207	204	208	210	210	203	190	179	173	180	197	211	213	220	210	210	214	208	211	204
16	215	210	201	202	206	209	210	208	204	203	192	188	178	170	187	197	207	211	211	206	211	202	196	200	201
17	197	200	196	201	202	201	207	208	202	194	180	177	173	180	195	198	202	209	205	202	201	206	209	201	198
18	197	196	198	199	...	...	...	...	196	191	188	177	181	185	190	199	205	210	206	206	207	199	200	198	...
19	199	194	193	193	208	203	213	207	193	186	177	163	176	187	167	191	205	207	201	201	202	210	202	198	195
20	192	191	192	195	196	207	207	204	200	190	175	165	169	167	183	200	220	217	209	207	207	205	205	198	196
21	198	193	191	199	201	209	210	205	209	197	180	170	176	180	198	208	212	214	217	210	210	207	207	202	201
22	206	192	193	200	198	202	205	211	214	197	178	161	169	182	193	208	207	200	197	205	205	205	202	202	197
23	199	195	188	188	190	198	202	206	200	189	172	169	162	180	182	187	190	197	198	193	197	197	197	192	190
24	191	191	186	181	186	190	200	188	195	188	175	180	168	165	162	180	183	200	200	192	200	196	193	193	187
25	200	179	211	190	176	184	182	188	200	192	173	173	166	161	180	181	197	208	197	220	210	211	207	190	191
26	199	190	189	190	197	200	203	206	204	189	187	181	176	179	196	198	206	205	203	201	200	204	203	203	196
27	200	198	194	199	198	203	208	210	200	197	178	171	165	167	180	196	222	214	207	225	239	249	241	253	205
28	229	221	202	201	198	200	207	215	207	210	194	184	177	179	188	189	202	197	201	188	192	200	199	198	199
29	199	201	194	201	196	195	194	199	196	186	183	181	175	187	184	191	199	198	193	197	196	206	190	183	193
30	193	202	187	190	188	207	200	205	197	180	175	177	165	168	180	187	189	194	193	191	191	195	191	192	189
MEANS	189	186	185	184	186	194	196	199	196	184	171	163	159	164	175	186	196	200	198	196	198	198	194	193	187

TABLE 99

EARTH-CURRENT POTENTIALS AT WATHEROO MAGNETIC OBSERVATORY

NOVEMBER 1934

EXPRESSED IN TENTHS OF MILLIVOLTS — VALUES NEGATIVE EXCEPT AS INDICATED

NOVEMBER 1934

(THE TABULAR VALUES ARE AVERAGES FOR SUCCESSIVE PERIODS OF ONE HOUR AS INDICATED 120° EAST MERIDIAN MEAN TIME)

COMPONENT EASTWARD LINE OR LENGTH IN KMS 9.90 DIRECTION TRUE E

DAY	0-1	1-2	2-3	3-4	4-5	5-6	6-7	7-8	8-9	9-10	10-11	11-12	12-13	13-14	14-15	15-16	16-17	17-18	18-19	19-20	20-21	21-22	22-23	23-24	MEAN
1	604	617	604	604	609	610	611	610	610	607	609	611	610	612	611	607	606	607	608	608	608	609	607	605	608
2	603	615	608	605	610	606	604	600	603	610	625	620	616	609	609	619	609	606	608	611	612	614	611	617	610
3	612	610	607	607	610	607	592	605	603	610	612	630	629	617	593	615	608	602	602	600	608	616	612	611	609
4	608	602	606	614	620	618	613	623	617	617	617	603	618	624	623	611	613	605	611	610	620	620	621	618	615
5	617	618	617	610	614	612	615	618	614	593	638	628	625	624	622	619	682	645	616	616	598	626	628	605	621
6	626	618	605	546	525	534	593	542	590	591	570	620	610	616	620	617	609	616	605	613	612	612	618	625	597
7	618	618	622	614	612	609	606	600	612	627	632	619	637	631	641	654	656	594	560	511	613	612	630	650	616
8	648	592	606	635	608	576	571	590	601	621	627	620	597	626	622	633	600	614	604	620	603	627	624	678	614
9	612	608	610	613	612	607	604	597	597	596	604	616	612	634	639	616	623	602	628	613	617	616	622	624	613
10	630	622	628	631	633	611	602	595	601	607	615	619	627	619	627	627	625	625	619	614	614	614	618	616	618
11	617	620	628	622	619	618	602	598	596	608	618	630	632	626	620	632	622	612	610	609	619	608	598	614	616
12	611	625	626	611	622	610	609	608	614	616	619	620	616	618	610	616	611	616	615	608	603	602	613	617	614
13	626	617	623	620	631	623	625	621	609	599	600	605	610	624	623	626	622	624	613	608	590	602	600	613	615
14	610	628	628	640	633	640	621	612	613	610	602	599	598	630	632	636	625	615	615	618	609	612	617	628	620
15	610	603	612	626	620	628	631	629	627	615	601	610	623	633	631	622	614	609	608	614	606	604	612	620	617
16	605	608	614	620	618	622	625	620	627	620	611	609	618	627	632	621	609	612	621	620	626	611	614	612	618
17	614	609	611	612	612	617	615	623	635	629	631	637	622	612	598	597	611	610	610	614	623	614	619	608	616
18	611	607	607	605	...	...	...	...	629	622	613	608	600	621	620	621	609	605	610	610	610	611	615	614	...
19	608	607	602	609	597	604	597	610	610	622	612	614	630	626	599	591	592	610	602	611	610	601	618	612	608
20	621	609	611	601	608	604	619	609	603	609	612	612	614	627	618	607	605	600	597	602	601	606	609	611	609
21	611	609	605	597	595	600	600	596	603	608	607	617	622	618	609	589	582	590	591	593	597	601	610	607	602
22	613	612	605	601	596	598	601	597	592	594	596	612	603	599	591	595	588	590	596	601	619	619	618	610	602
23	600	604	600	600	600	598	591	588	583	581	595	610	608	605	610	601	593	587	588	588	589	584	594	596	596
24	591	602	599	598	601	592	588	586	591	589	586	591	594	605	623	600	609	590	583	581	582	587	592	602	594
25	592	582	608	568	577	587	588	575	575	590	587	580	591	596	592	597	580	589	579	590	546	573	570	599	584
26	600	616	608	609	603	604	599	582	588	594	594	588	584	575	580	580	585	585	586	589	578	580	582	583	590
27	588	590	594	590	597	593	589	579	583	582	584	587	587	586	590	589	587	582	580	600	620	591	610	602	591
28	605	599	597	587	590	591	593	597	590	582	578	578	565	564	597	577	588	573	553	602	589	586	585	586	586
29	582	582	587	578	573	596	584	580	579	583	570	578	579	569	569	578	583	582	582	578	574	590	578	587	580
30	577	605	561	581	584	584	585	577	577	578	586	569	580	587	577	582	588	589	591	590	589	584	585	581	583
MEANS	609	608	608	605	604	603	602	599	602	603	605	608	609	612	611	609	608	603	599	601	603	604	607	612	606

TABLE 100

EARTH-CURRENT POTENTIALS AT WATHEROO MAGNETIC OBSERVATORY

DECEMBER 1934 EXPRESSED IN TENTHS OF MILLIVOLTS — VALUES NEGATIVE EXCEPT AS INDICATED DECEMBER 1934

(THE TABULAR VALUES ARE AVERAGES FOR SUCCESSIVE PERIODS OF ONE HOUR AS INDICATED 120° EAST MERIDIAN MEAN TIME)

COMPONENT NORTHWARD LINE OQ LENGTH IN KMS 3.425 DIRECTION TRUE N

DAY	0-1	1-2	2-3	3-4	4-5	5-6	6-7	7-8	8-9	9-10	10-11	11-12	12-13	13-14	14-15	15-16	16-17	17-18	18-19	19-20	20-21	21-22	22-23	23-24	MEAN
1	193	189	191	188	182	193	199	205	205	194	184	171	168	160	172	193	197	206	186	193	190	190	234	204	191
2	183	181	183	192	192	190	203	197	193	...	...	...	...	303	317	318	330	329	335	329	339	340	336	340	...
3	340	330	331	333	343	344	360	348	343	340	337	314	314	323	334	344	359	353	361	354	361	345	350	353	342
4	340	338	341	347	353	370	344	355	357	368	208	328	347	346	368	365	371	380	364	379	390	393	347	354	352
5	357	359	364	397	394	388	369	377	381	365	357	355	358	358	358	362	380	386	394	395	371	379	379	377	373
6	385	369	380	383	377	390	387	390	389	381	372	360	361	369	370	380	400	405	397	396	400	402	403	405	386
7	394	392	393	401	402	403	409	409	409	395	381	371	374	384	...	...	...	...	...	...	...	381	396	403	...
8	399	410	386	399	421	427	434	433	433	417	398	400	410	422	438	466	481	503	513	521	531	529	546	548	453
9	528	538	538	538	541	559	571	569	564	564	619	620	632	648	655	675	687	699	696	710	704	694	703	713	...
10	704	699	708	710	710	710	730	719	733	715	704	701	697	700	717	738	744	740	746	747	747	750	752	750	724
11	754	750	753	750	750	753	760	763	751	753	740	731	731	742	741	760	763	764	755	767	768	773	782	795	756
12	775	770	761	753	761	762	768	768	769	765	757	759	758	756	754	760	762	770	777	779	780	782	810	789	768
13	764	770	772	776	774	776	776	780	776	776	772	799	789	794	791	805	807	810	818	820	822	828	821	822	793
14	822	825	822	831	834	823	837	828	830	835	828	822	819	807	809	823	830	831	836	844	834	833	835	834	828
15	839	835	840	832	830	840	836	820	828	841	830	822	832	837	841	831	839	842	850	842	846	842	845	837	836
16	843	830	849	843	849	839	836	834	831	834	837	839	839	842	845	846	845	851	862	851	848	854	905	868	847
17	864	859	860	862	871	873	851	882	829	815	820	832	834	850	857	862	854	859	856	857	861	858	851	858	853
18	850	854	855	849	855	866	868	857	842	838	832	836	837	850	857	862	847	861	852	845	847	852	850	849	850
19	848	850	852	854	849	857	867	870	849	822	816	812	817	836	858	866	875	874	862	866	860	861	858	860	852
20	857	857	859	855	836	858	861	850	860	851	845	844	852	851	851	871	873	876	868	875	876	873	874	877	860
21	872	875	865	869	870	879	873	885	879	862	847	843	848	860	858	863	875	877	893	882	901	873	848	876	870
22	886	863	845	870	873	878	878	878	868	872	866	870	852	860	853	873	883	874	878	884	880	892	881	879	872
23	878	870	872	873	874	868	875	874	880	877	870	854	851	840	845	868	877	885	885	888	879	880	880	880	872
24	880	871	871	870	874	877	884	888	889	885	872	855	839	834	847	864	869	879	894	874	879	882	877	882	872
25	903	847	865	860	859	867	867	866	865	842	853	865	855	847	852	860	865	865	871	870	874	892	869	869	864
26	864	870	863	857	860	881	881	860	858	870	862	842	840	852	852	853	861	872	876	881	867	872	868	869	864
27	869	866	862	862	860	868	863	869	862	858	847	850	848	846	846	856	865	853	858	862	862	867	868	877	860
28	859	861	862	859	862	860	861	869	864	860	840	835	836	850	867	880	874	878	873	862	867	869	875	875	862
29	870	862	870	876	880	878	881	883	875	869	847	852	850	864	861	870	888	895	888	890	900	896	878	890	876
30	890	892	840	885	890	863	860	868	845	885	848	852	840	855	869	874	883	871	890	877	894	882	870	864	870
31	860	853	880	867	876	880	884	872	872	850	876	865	844	862	878	884	891	887	868	878	872	873	865	869	871
MEANS	734	729	729	732	734	738	739	739	734	730	717	718	717	722	728	738	745	748	749	749	750	751	751	750	736

TABLE 101

EARTH-CURRENT POTENTIALS AT WATHEROO MAGNETIC OBSERVATORY

DECEMBER 1934 — EXPRESSED IN TENTHS OF MILLIVOLTS — VALUES NEGATIVE EXCEPT AS INDICATED — DECEMBER 1934

(THE TABULAR VALUES ARE AVERAGES FOR SUCCESSIVE PERIODS OF ONE HOUR AS INDICATED 120° EAST MERIDIAN MEAN TIME)

COMPONENT EASTWARD LINE OR LENGTH IN KMS 9.90 DIRECTION TRUE E

DAY	0-1	1-2	2-3	3-4	4-5	5-6	6-7	7-8	8-9	9-10	10-11	11-12	12-13	13-14	14-15	15-16	16-17	17-18	18-19	19-20	20-21	21-22	22-23	23-24	MEAN
1	578	584	579	581	581	592	597	597	587	589	587	580	583	610	604	578	567	539	619	572	580	578	562	559	583
2	570	566	578	570	570	581	600	581	600	598	597	596	596	595	572	590	571	585	587	597	569	577	573	571	583
3	569	568	571	570	575	582	570	572	578	582	589	581	560	559	566	564	570	582	571	580	570	591	574	568	573
4	580	574	570	570	577	591	589	587	507	496	486	558	523	537	494	582	559	583	570	572	569	600	561	600	560
5	592	570	562	591	570	565	577	574	574	581	578	573	593	579	560	576	577	558	571	581	574	578	577	579	575
6	583	609	564	540	560	554	556	558	576	571	580	588	587	575	577	554	554	562	570	568	573	565	580	575	570
7	577	580	574	560	560	555	555	558	570	580	600	594	578	549	...	...	...	...	536	559	560	550	560	569	...
8	574	573	567	584	553	555	556	536	527	562	579	576	580	584	581	566	568	556	553	566	561	565	554	581	565
9	575	577	572	570	568	562	558	554	556	563	576	579	584	569	567	577	570	570	568	560	562	570	564	580	569
10	570	587	577	573	570	568	563	563	560	555	562	559	576	570	580	570	568	566	566	562	561	551	560	564	567
11	564	576	565	577	577	576	562	548	554	565	567	570	577	580	585	576	563	562	600	572	562	546	542	561	568
12	549	558	562	564	559	568	569	577	564	561	567	569	552	563	561	572	577	562	561	560	567	550	540	555	562
13	570	567	567	571	571	574	569	579	562	562	553	560	561	556	568	580	583	566	561	553	561	542	553	556	564
14	559	553	555	560	562	572	578	578	569	559	542	533	553	562	559	564	568	564	555	562	560	561	560	570	561
15	561	559	549	560	572	567	559	568	569	568	551	557	550	540	536	546	545	557	554	558	563	585	553	567	558
16	558	575	545	560	563	558	566	569	577	571	569	569	560	557	548	558	553	550	561	567	571	569	581	581	564
17	567	566	562	563	561	562	569	561	590	577	573	562	560	553	554	568	549	545	555	557	559	559	559	569	563
18	550	553	548	549	548	541	546	551	569	573	574	561	562	557	544	540	551	555	568	567	569	561	565	560	557
19	557	555	554	550	540	557	542	538	551	573	579	573	578	577	553	550	549	543	556	557	558	554	560	566	557
20	566	562	572	561	555	550	562	537	555	535	555	568	570	567	570	555	543	553	554	553	557	566	562	562	558
21	567	560	559	550	555	554	543	550	553	541	560	573	577	564	583	545	550	543	515	565	510	572	550	554	554
22	556	540	574	552	551	562	562	550	547	546	548	540	565	570	566	554	559	560	562	587	581	569	559	558	559
23	563	561	561	567	563	562	544	557	542	548	549	547	553	555	563	569	570	567	560	556	553	553	554	551	557
24	562	571	562	560	560	565	557	549	547	545	554	555	556	541	588	587	565	559	557	568	537	553	553	560	559
25	543	555	555	561	563	543	542	541	540	569	552	550	574	564	535	557	566	540	557	550	540	549	550	544	552
26	555	558	559	580	585	565	555	540	530	544	526	533	568	585	570	566	571	541	543	530	568	540	550	550	555
27	549	557	557	557	559	554	551	548	551	545	546	555	569	563	560	559	556	554	548	550	547	544	542	547	553
28	562	552	553	553	559	555	544	543	553	563	576	567	563	565	556	551	548	546	540	554	549	548	547	547	554
29	549	558	532	552	559	558	549	547	552	568	575	559	534	537	553	579	540	525	537	546	531	550	547	557	550
30	557	538	552	592	492	503	528	530	556	558	544	546	564	547	548	555	545	554	566	554	547	586	513	560	547
31	547	566	528	538	535	534	527	544	532	544	532	563	576	563	548	536	535	545	543	554	560	554	548	547	546
MEANS	563	565	560	564	560	561	560	558	558	560	561	563	567	565	562	564	560	556	561	563	559	563	556	563	561

TABLE 102

EARTH-CURRENT POTENTIALS AT WATHEROO MAGNETIC OBSERVATORY

JANUARY 1935

EXPRESSED IN TENTHS OF MILLIVOLTS — VALUES NEGATIVE EXCEPT AS INDICATED

(THE TABULAR VALUES ARE AVERAGES FOR SUCCESSIVE PERIODS OF ONE HOUR AS INDICATED 120° EAST MERIDIAN MEAN TIME)

JANUARY 1935

COMPONENT NORTHWARD LINE OQ LENGTH IN KMS 3.425 DIRECTION TRUE N

DAY	0-1	1-2	2-3	3-4	4-5	5-6	6-7	7-8	8-9	9-10	10-11	11-12	12-13	13-14	14-15	15-16	16-17	17-18	18-19	19-20	20-21	21-22	22-23	23-24	MEAN
1	864	862	870	862	867	878	877	877	858	853	827	821	847	858	863	880	878	863	857	865	868	860	858	860	861
2	855	855	854	857	850	873	863	858	851	842	828	812	838	841	854	865	877	876	867	841	863	867	876	861	855
3	857	862	854	860	866	880	880	880	847	840	846	847	846	854	871	880	882	874	884	901	869	874	873	870	866
4	870	863	863	864	860	881	889	865	844	860	848	847	840	854	867	875	884	886	888	886	879	879	885	880	869
5	870	870	879	878	875	882	881	880	871	867	838	827	844	861	879	889	893	893	904	931	948	942	933	928	886
6	929	924	919	912	909	927	917	890	863	848	843	836	833	850	863	875	873	879	879	879	878	880	882	881	882
7	876	877	873	870	874	882	883	887	882	853	844	837	840	842	849	862	882	886	879	883	892	885	888	891	872
8	889	890	884	887	890	893	901	901	878	877	872	862	850	871	887	891	882	889	870	904	890	897	904	897	886
9	893	887	881	886	887	888	893	908	898	889	866	849	843	849	861	876	892	892	890	895	892	899	897	900	884
10	900	896	895	892	894	897	902	897	846	835	830	811	814	816	827	840	840	850	847	853	854	864	866	856	859
11	847	854	855	856	858	859	858	871	861	830	822	830	824	828	842	859	862	862	864	864	880	887	852	855	853
12	855	860	866	858	869	869	868	858	873	862	859	853	842	840	851	872	879	877	881	880	881	878	888	882	867
13	877	874	874	879	885	880	871	879	874	859	860	858	859	868	890	852	896	897	899	897	890	882	876	870	877
14	866	867	863	876	879	882	890	885	890	880	869	870	876	878	843	840	842	841	848	849	846	848	850	850	864
15	850	846	843	852	850	853	853	843	838	840	832	851	849	841	846	866	874	866	876	874	889	874	866	879	856
16	862	884	872	876	880	891	901	889	868	819	837	838	870	893	894	910	915	909	907	902	912	915	890	859	883
17	859	855	858	849	855	866	882	846	878	858	825	893	859	875	889	910	907	905	946	940	918	887	871	893	880
18	906	909	914	920	927	924	923	931	797	810	791	803	914	829	807	840	846	850	846	834	842	847	843	844	...
19	838	833	852	844	847	867	867	842	851	846	828	833	846	853	868	879	880	877	883	889	874	881	892	866	870
20	833	831	839	828	820	838	845	845	846	824	786	801	804	802	831	845	843	845	838	839	845	845	844	841	832
21	844	837	840	835	840	857	866	849	841	828	805	810	812	813	827	846	859	850	850	854	849	852	853	849	840
22	850	846	853	853	843	846	846	888	844	814	817	822	837	831	843	854	859	854	859	864	857	861	866	862	849
23	862	850	853	847	848	858	851	868	865	864	854	847	830	836	841	853	858	872	867	874	892	873	860	881	858
24	860	855	858	859	843	864	882	870	865	861	839	837	840	853	866	878	871	871	881	871	872	879	889	894	865
25	880	864	850	889	882	871	878	895	887	872	858	862	865	854	874	878	875	880	870	883	882	892	899	895	876
26	883	886	875	872	877	887	878	881	887	869	842	855	864	854	862	888	897	896	892	895	889	890	885	886	879
27	896	886	882	890	887	890	897	900	904	888	880	859	857	853	862	877	883	888	904	892	890	897	893	895	885
28	893	892	895	876	882	910	863	887	866	884	849	861	871	867	895	897	908	895	901	900	889	897	887	890	886
29	888	887	885	888	888	900	898	893	892	880	874	874	879	877	877	894	881	890	894	900	895	896	900	900	889
30	894	895	895	894	895	897	901	897	884	878	865	867	872	878	880	904	911	915	898	911	942	886	891	890	893
31	896	896	898	894	895	897	907	895	882	879	871	879	896	905	902	...	...	...	...	...	835	842	840	851	...
MEANS	870	869	868	869	869	878	879	877	867	856	843	844	847	851	862	874	879	879	880	883	884	882	880	878	869

TABLE 103

EARTH-CURRENT POTENTIALS AT WATHEROO MAGNETIC OBSERVATORY

JANUARY 1935 EXPRESSED IN TENTHS OF MILLIVOLTS — VALUES NEGATIVE EXCEPT AS INDICATED JANUARY 1935

(THE TABULAR VALUES ARE AVERAGES FOR SUCCESSIVE PERIODS OF ONE HOUR AS INDICATED 120° EAST MERIDIAN MEAN TIME)

COMPONENT EASTWARD LINE CR LENGTH IN KMS 9.90 DIRECTION TRUE E

DAY	0-1	1-2	2-3	3-4	4-5	5-6	6-7	7-8	8-9	9-10	10-11	11-12	12-13	13-14	14-15	15-16	16-17	17-18	18-19	19-20	20-21	21-22	22-23	23-24	MEAN
1	557	550	544	542	567	537	540	543	558	550	574	569	568	540	530	554	516	528	553	542	550	557	555	551	549
2	557	553	548	560	545	554	563	548	555	543	522	539	561	570	546	536	536	519	548	547	561	557	563	556	550
3	545	545	551	549	547	550	555	527	560	560	565	560	560	543	537	534	532	549	552	538	548	557	554	550	549
4	555	554	537	540	534	546	528	513	562	571	556	540	548	537	532	539	534	538	532	560	583	550	551	544	545
5	551	550	552	537	542	532	517	530	524	541	557	575	578	562	549	546	557	584	568	558	568	562	567	568	553
6	569	561	564	551	560	547	539	533	550	553	558	553	567	561	549	542	546	550	543	546	543	547	547	547	551
7	557	552	556	555	554	544	533	527	523	535	558	575	581	567	550	557	564	556	542	540	536	534	545	548	550
8	548	560	554	552	545	544	531	532	544	551	551	562	560	556	559	544	529	540	547	538	538	547	557	543	547
9	552	554	550	547	547	556	549	538	528	519	527	548	570	575	570	568	554	544	541	539	540	539	539	539	547
10	546	558	553	559	562	553	553	545	553	546	541	545	567	567	560	546	542	531	542	543	530	536	537	533	548
11	553	545	555	557	567	554	542	553	526	538	572	561	564	537	528	540	543	549	548	537	510	521	562	545	546
12	546	549	548	557	548	557	548	544	565	567	552	555	559	540	537	541	550	543	550	556	547	543	536	539	549
13	536	544	546	540	539	543	547	565	564	559	532	529	532	546	543	535	554	559	559	559	558	553	551	549	548
14	543	543	549	550	537	549	559	555	548	554	550	541	549	540	531	548	560	565	560	563	556	557	552	548	550
15	549	545	543	549	549	548	523	526	547	578	553	558	536	544	524	540	535	554	538	544	558	566	550	546	546
16	580	532	529	530	530	535	534	531	554	548	569	577	563	547	540	543	547	544	551	550	543	555	560	554	548
17	555	567	552	544	552	549	530	540	543	528	580	580	559	541	500	489	543	545	541	589	509	582	523	560	546
18	552	545	548	552	539	546	542	545	563	542	534	563	570	550	536	550	546	544	537	549	543	599	551	530	549
19	573	564	540	552	547	530	530	519	528	557	558	564	559	550	536	550	539	545	538	550	549	545	557	550	547
20	545	556	540	543	541	539	533	529	540	540	549	573	565	540	530	554	543	541	540	539	545	544	547	551	544
21	549	550	550	553	550	536	539	530	538	540	545	557	559	550	547	547	555	528	547	533	549	550	549	549	546
22	549	550	569	547	540	547	544	518	520	533	544	546	544	531	533	549	552	558	540	545	548	549	544	562	544
23	537	557	553	561	553	540	561	531	539	521	529	538	532	560	579	550	563	543	549	530	524	543	565	553	546
24	555	552	550	562	542	563	545	542	533	533	535	560	567	565	540	561	547	544	513	556	546	536	540	554	548
25	554	531	561	552	560	548	561	562	529	518	537	562	561	567	560	537	553	539	548	552	551	546	535	550	549
26	545	545	550	560	552	552	542	532	527	526	542	545	548	562	570	561	560	543	537	537	541	550	558	572	548
27	529	550	548	548	554	552	552	558	546	538	532	545	558	571	568	562	563	549	549	553	547	537	552	545	550
28	546	548	505	567	508	547	552	517	524	481	507	524	539	537	536	523	543	556	548	583	550	550	559	550	538
29	554	554	546	544	541	559	558	548	551	540	546	539	535	544	564	544	550	557	561	561	557	557	554	551	551
30	550	543	552	553	551	553	559	560	570	575	570	568	559	551	560	546	521	552	554	543	553	555	552	552	554
31	554	550	549	550	553	551	558	544	564	575	587	582	573	561	564	558	554	555	585	557	556	554	555	554	556
MEANS	551	550	548	550	547	547	544	538	544	544	549	556	558	552	545	545	546	547	547	550	546	551	550	550	548

TABLE 104

EARTH-CURRENT POTENTIALS AT WATHEROO MAGNETIC OBSERVATORY

FEBRUARY 1935 EXPRESSED IN TENTHS OF MILLIVOLTS — VALUES NEGATIVE EXCEPT AS INDICATED FEBRUARY 1935

(THE TABULAR VALUES ARE AVERAGES FOR SUCCESSIVE PERIODS OF ONE HOUR AS INDICATED 120° EAST MERIDIAN MEAN TIME)

COMPONENT NORTHWARD LINE OQ LENGTH IN KMS 3.425 DIRECTION TRUE N

DAY	0-1	1-2	2-3	3-4	4-5	5-6	6-7	7-8	8-9	9-10	10-11	11-12	12-13	13-14	14-15	15-16	16-17	17-18	18-19	19-20	20-21	21-22	22-23	23-24	MEAN
1	849	854	861	871	856	861	860	845	827	810	...	...	...	...	...	592	623	610	613	616	587	540	555	555	...
2	...	...	...	...	...	...	...	...	201	178	160	172	168	169	171	180	176	162	147	144	143	108	117	107	...
3	118	115	103	103	83	111	107	100	85	68	54	46	34	38	49	43	50	39	47	70	56	+ 23	+ 12	+ 7	62
4	+ 15	+ 27	+ 34	+ 18	+ 31	+ 22	+ 24	+ 29	+ 47	+ 70	+ 93	+ 95	+ 86	+ 72	+ 58	+ 46	+ 45	+ 45	+ 50	+ 57	+ 55	+ 54	+ 54	+ 58	+ 49
5	+ 63	+ 63	+ 61	+ 71	+ 57	+ 55	+ 52	+ 56	+ 66	+ 90	+113	+110	+107	+ 93	+ 69	+ 59	+ 62	+ 67	+ 74	+ 72	+ 68	+ 60	+ 62	+ 72	+ 72
6	+ 81	+ 79	+ 79	+ 79	+ 71	+ 70	+ 66	+ 54	+ 72	+106	+135	+135	+126	+106	+ 81	+ 60	+ 59	+ 65	+ 79	+ 80	+ 79	+ 74	+ 71	+ 73	+ 82
7	+ 80	+ 81	+ 85	+ 83	+ 83	+ 71	+ 72	+ 61	+ 68	+ 93	+116	+139	+131	+109	+ 85	+ 70	+ 63	+ 64	+ 72	+ 81	+ 79	+ 52	+ 57	+ 91	+ 83
8	+ 87	+ 87	+ 81	+ 88	+ 80	+ 82	+ 70	+ 43	+ 87	+ 93	+115	+132	+132	+107	+ 75	3	30	+ 60	+ 29	+ 74	+ 76	+ 82	+ 64	+ 90	+ 75
9	+ 80	+ 89	+ 89	+ 88	+ 88	+ 91	+ 88	+ 85	+ 68	+ 75	+ 87	+ 89	+109	+122	+ 96	+ 79	+ 64	+ 62	+ 50	+ 81	+ 72	+ 65	+ 75	+ 77	+ 82
10	+ 74	+ 74	+ 77	+ 83	+ 86	+ 68	+ 62	+ 70	+ 57	+ 63	+ 73	+ 97	+109	+112	+ 97	+ 77	+ 67	+ 67	+ 64	+ 72	+ 78	+ 70	+ 72	+ 64	+ 76
11	+ 63	+ 80	+ 83	+ 78	+ 75	+ 73	+ 64	+ 76	+ 70	+ 69	+ 84	+ 87	+ 91	+101	+ 97	+ 80	+ 70	+ 57	+ 58	+ 59	+ 57	+ 52	+ 54	+ 56	+ 72
12	+ 50	+ 51	+ 48	+ 53	+ 50	+ 52	+ 31	+ 27	+ 28	+ 41	+ 54	+ 67	+ 57	+ 49	+ 40	+ 21	+ 09	+ 10	+ 13	+ 6	+ 7	7	9	4	+ 31
13	16	19	21	24	24	35	47	39	19	13	9	12	25	54	...	...	...	78	74	94	121	73	98	38	...
14	92	97	68	85	42	126	111	88	121	101	49	80	107	134	134	138	143	143	184	139	126	129	121	105	111
15	132	110	140	125	149	155	160	160	135	128	97	119	122	129	147	161	168	165	161	165	164	160	179	167	146
16	154	134	153	166	165	168	178	171	158	139	131	134	144	155	166	173	174	172	178	184	193	180	186	149	163
17	166	176	142	183	171	186	192	194	160	148	143	150	169	170	176	178	188	193	189	186	190	194	191	189	176
18	188	185	176	190	180	195	215	214	205	172	148	150	177	182	182	202	201	205	214	199	200	204	203	204	191
19	200	196	184	181	210	213	218	215	200	190	190	191	189	193	201	209	211	214	217	211	219	222	218	222	205
20	216	214	206	210	217	225	231	234	226	216	200	203	210	208	211	230	241	228	242	237	243	249	257	260	226
21	238	229	220	225	230	247	240	258	274	252	236	232	230	220	235	239	239	277	277	290	250	269	271	261	248
22	247	281	260	247	220	269	277	297	275	263	245	248	243	250	252	265	279	286	289	278	273	287	285	280	266
23	278	275	257	271	279	288	293	300	299	294	264	239	232	247	281	287	285	292	293	302	291	294	278	277	279
24	270	261	261	265	279	263	259	296	292	308	290	275	262	269	280	290	299	307	319	326	322	324	309	296	288
25	314	297	299	304	274	295	293	310	324	304	288	288	289	291	304	323	312	323	323	313	320	324	314	314	306
26	315	319	317	312	315	320	325	317	324	317	300	299	290	290	304	317	333	339	337	341	370	321	334	338	321
27	339	323	321	320	320	326	334	338	358	362	347	330	345	351	340	343	358	367	368	373	372	375	374	370	348
28	367	372	371	368	372	372	382	390	383	377	369	360	364	370	370	380	395	397	406	402	400	403	403	403	382
MEANS	122	118	114	117	115	127	131	135	130	118	99	96	98	105	117	132	139	138	142	137	137	136	136	130	124

TABLE 105

EARTH-CURRENT POTENTIALS AT WATHEROO MAGNETIC OBSERVATORY

FEBRUARY 1935 EXPRESSED IN TENTHS OF MILLIVOLTS — VALUES NEGATIVE EXCEPT AS INDICATED FEBRUARY 1935

(THE TABULAR VALUES ARE AVERAGES FOR SUCCESSIVE PERIODS OF ONE HOUR AS INDICATED 120° EAST MERIDIAN MEAN TIME)

COMPONENT EASTWARD LINE OR LENGTH IN KMS 9.90 DIRECTION TRUE E

DAY	0-1	1-2	2-3	3-4	4-5	5-6	6-7	7-8	8-9	9-10	10-11	11-12	12-13	13-14	14-15	15-16	16-17	17-18	18-19	19-20	20-21	21-22	22-23	23-24	MEAN
1	548	547	547	550	550	551	555	560	572	575	...	...	...	...	...	520	526	539	525	522	541	546	550	540	...
2	539	552	523	555	546	537	566	544	572	549	547	533	537	543	530	527	536	532	530	539	540	578	570	591	546
3	525	545	536	524	533	529	531	523	529	547	553	558	568	560	558	550	530	527	525	527	505	590	573	562	542
4	572	558	561	540	540	534	522	528	536	550	557	555	572	564	560	548	539	536	547	543	550	544	544	563	548
5	560	558	553	553	543	541	533	526	531	533	562	570	586	561	562	557	545	528	540	539	535	540	550	545	548
6	556	562	563	560	562	559	537	530	533	559	590	579	570	580	574	540	539	536	537	544	538	535	544	545	553
7	553	556	554	558	562	554	545	543	541	550	564	567	570	570	563	551	562	550	550	548	539	514	547	546	552
8	558	567	552	567	552	538	561	543	548	537	537	570	570	567	548	580	589	512	610	553	563	547	542	550	557
9	558	541	566	557	559	562	570	564	546	540	534	545	564	570	553	556	553	560	567	561	552	554	551	546	555
10	551	550	552	559	559	567	570	553	543	538	543	549	564	578	563	570	565	564	567	571	563	565	554	564	559
11	559	526	546	551	559	561	556	568	559	557	548	544	549	558	570	571	568	567	567	563	562	555	559	553	557
12	554	550	555	558	560	570	565	549	549	559	562	563	552	549	562	567	560	568	572	573	557	563	568	578	561
13	559	554	554	555	563	570	566	555	557	572	569	559	566	...	...	...	...	567	586	586	550	578	540	596	...
14	547	537	596	553	590	536	494	588	538	501	548	585	577	557	530	520	533	582	553	594	599	595	573	584	559
15	562	567	550	554	552	543	545	529	548	572	570	562	570	555	541	558	558	561	560	568	563	560	562	560	557
16	568	568	566	551	542	538	538	540	544	564	581	580	566	570	550	548	555	558	552	554	540	557	564	597	558
17	559	554	568	543	550	548	540	528	539	559	569	569	550	557	561	557	566	567	556	561	562	557	574	559	556
18	560	568	572	562	545	551	543	523	530	543	591	648	621	620	608	590	605	606	617	614	618	621	619	619	587
19	615	622	632	638	611	592	599	603	613	621	624	620	624	619	620	618	610	613	613	613	617	613	630	614	616
20	621	631	638	620	623	618	612	604	594	619	641	643	628	624	621	659	670	587	619	611	632	612	607	610	623
21	619	632	643	647	617	624	611	628	599	609	621	623	637	621	629	632	594	610	602	610	639	623	613	632	622
22	661	623	613	632	637	630	617	598	587	627	620	622	644	633	622	628	622	617	611	624	622	628	630	613	623
23	623	626	632	640	638	639	640	624	609	599	620	637	639	649	674	700	688	679	683	681	673	674	681	694	652
24	679	698	698	707	689	685	690	697	687	691	680	693	707	712	722	681	677	673	670	654	677	684	708	710	690
25	700	708	727	703	741	701	705	691	684	670	714	703	710	722	709	692	687	708	705	719	719	723	716	720	707
26	716	720	722	727	727	727	724	714	693	690	698	690	697	730	712	723	709	727	724	700	702	704	695	704	712
27	745	701	721	724	739	745	734	716	722	719	722	723	723	727	729	737	746	737	741	740	737	729	723	723	729
28	723	727	732	733	740	740	740	739	735	729	729	736	742	742	748	757	748	748	743	743	739	753	749	740	740
MEANS	599	598	603	601	601	595	592	588	585	590	601	606	609	609	605	604	602	598	602	602	602	604	606	608	600

TABLE 106

EARTH-CURRENT POTENTIALS AT WATHEROO MAGNETIC OBSERVATORY

MARCH 1935 EXPRESSED IN TENTHS OF MILLIVOLTS — VALUES NEGATIVE EXCEPT AS INDICATED MARCH 1935

(THE TABULAR VALUES ARE AVERAGES FOR SUCCESSIVE PERIODS OF ONE HOUR AS INDICATED 120° EAST MERIDIAN MEAN TIME)

COMPONENT NORTHWARD LINE OQ LENGTH IN KMS 3.425 DIRECTION TRUE N

DAY	0-1	1-2	2-3	3-4	4-5	5-6	6-7	7-8	8-9	9-10	10-11	11-12	12-13	13-14	14-15	15-16	16-17	17-18	18-19	19-20	20-21	21-22	22-23	23-24	MEAN
1	403	397	401	392	400	408	439	447	455	...	397	380	388	389	392	404	420	428	433	467	430	436	430	409	...
2	418	429	431	422	427	427	437	433	420	417	406	397	396	400	414	431	462	461	457	457	483	450	450	462	433
3	446	432	434	443	440	445	450	457	447	440	414	417	415	427	441	459	464	463	462	465	466	469	474	475	448
4	469	456	446	453	480	476	480	486	478	460	443	430	436	439	451	470	486	489	489	492	489	494	489	484	469
5	481	480	484	480	481	489	503	511	498	478	453	447	449	455	477	483	474	469	461	463	470	472	472	457	474
6	457	450	453	451	478	452	473	487	470	450	430	431	442	460	474	487	497	489	483	481	488	489	490	489	469
7	481	475	481	449	485	506	527	517	501	473	452	442	446	459	478	484	547	550	548	547	557	559	550	553	503
8	556	549	545	561	550	559	551	570	553	540	530	516	520	540	557	563	572	569	573	560	568	565	570	574	555
9	568	563	560	562	560	572	574	583	568	574	562	547	554	563	562	572	582	583	580	583	582	588	586	584	571
10	573	572	576	572	565	570	573	579	567	548	556	554	570	579	590	588	592	584	587	591	602	592	586	599	578
11	590	584	589	598	587	584	592	587	579	570	576	575	588	593	600	606	610	617	598	597	604	611	627	610	595
12	601	598	596	597	603	604	612	606	606	591	588	592	599	597	610	600	600	618	615	619	606	619	620	620	605
13	626	626	626	629	631	625	643	...	...	...	...	...	...	...	...	...	...	...	...	...	...	...	...	...	...
14	...	...	...	...	...	...	...	...	...	...	...	628	637	643	660	654	733	665	697	679	653	644	710	648	...
15	572	711	639	651	653	662	676	668	674	668	650	671	679	677	678	690	715	666	730	752	761	726	756	694	684
16	683	642	697	717	698	695	759	741	690	698	657	669	678	684	688	684	696	693	703	699	717	682	701	698	694
17	676	711	711	721	700	722	737	700	697	686	684	676	681	687	689	698	703	728	710	730	695	698	691	705	702
18	708	701	701	708	692	693	702	696	693	690	684	678	689	696	701	701	709	711	703	715	712	709	710	691	700
19	722	712	707	704	703	711	718	717	692	698	701	692	685	700	709	708	718	706	712	713	719	718	722	718	708
20	716	717	719	705	715	713	731	728	701	691	683	704	709	717	730	730	728	730	729	732	735	737	731	744	720
21	749	787	790	810	804	871	860	858	566	632	654	675	687	705	711	728	720	720	729	737	738	738	768	720	...
22	731	658	747	728	749	769	742	755	725	708	693	711	737	743	748	748	745	741	745	748	751	753	752	750	736
23	749	745	744	745	742	748	759	760	753	731	717	721	721	734	741	753	756	760	758	759	760	761	764	760	748
24	752	757	747	759	759	759	765	763	759	720	711	727	738	746	754	763	775	776	779	770	789	786	787	777	759
25	755	763	761	770	734	777	781	782	772	755	755	748	754	763	777	788	784	790	791	788	787	796	789	781	772
26	778	778	780	783	784	778	791	789	791	783	779	773	764	772	784	790	789	799	799	795	795	797	803	795	786
27	796	788	792	794	792	798	810	804	792	778	771	775	767	776	791	802	800	805	803	799	801	800	800	800	793
28	789	793	794	792	789	791	799	801	796	783	776	770	765	771	782	801	813	820	815	815	815	812	809	808	796
29	808	789	805	801	802	802	807	811	800	800	791	781	780	791	803	807	811	816	819	819	819	813	814	816	804
30	819	810	809	810	810	810	811	802	810	801	792	789	787	790	801	804	815	820	820	814	802	819	800	787	806
31	784	805	811	811	805	822	822	826	815	801	794	791	788	789	799	817	819	818	822	823	829	825	820	810	810
MEANS	647	647	650	651	651	657	666	665	654	642	631	630	635	642	653	660	669	669	670	671	674	672	673	668	656

TABLE 107

EARTH-CURRENT POTENTIALS AT WATHEROO MAGNETIC OBSERVATORY

MARCH 1935

EXPRESSED IN TENTHS OF MILLIVOLTS — VALUES NEGATIVE EXCEPT AS INDICATED

MARCH 1935

(THE TABULAR VALUES ARE AVERAGES FOR SUCCESSIVE PERIODS OF ONE HOUR AS INDICATED 120° EAST MERIDIAN MEAN TIME)

COMPONENT EASTWARD LINE OR LENGTH IN KMS 9.90 DIRECTION TRUE E

DAY	0-1	1-2	2-3	3-4	4-5	5-6	6-7	7-8	8-9	9-10	10-11	11-12	12-13	13-14	14-15	15-16	16-17	17-18	18-19	19-20	20-21	21-22	22-23	23-24	MEAN
1	740	731	737	738	741	752	798	800	800	...	748	752	764	758	759	753	738	745	753	718	771	730	768	784	...
2	759	752	772	741	751	755	755	767	757	769	771	784	792	790	765	764	766	741	761	773	759	774	757	766	764
3	750	772	770	769	770	769	768	760	764	780	778	799	807	793	786	777	770	777	780	786	780	787	809	795	779
4	760	788	792	779	768	770	770	779	773	785	813	808	800	808	804	803	801	797	794	803	810	802	809	819	793
5	814	811	811	808	808	804	804	784	791	815	823	839	832	822	813	813	811	801	808	810	812	810	821	832	812
6	825	828	831	830	797	829	818	804	807	819	822	830	840	832	838	819	823	827	824	820	819	822	827	834	824
7	840	847	831	862	843	822	828	817	811	823	838	843	840	856	851	847	847	837	843	839	830	835	844	837	838
8	850	850	863	845	851	849	842	828	823	834	...	855	846	843	849	834	840	853	838	844	835	839	839	833	...
9	842	854	850	857	860	854	853	846	840	841	833	837	840	849	860	860	865	867	854	848	833	811	827	840	847
10	854	852	854	859	860	848	853	847	842	843	855	860	863	861	853	858	860	858	856	845	834	837	840	827	851
11	845	854	855	860	858	857	856	849	848	850	862	862	853	846	854	856	861	863	870	882	859	837	827	823	854
12	847	870	864	870	874	871	869	864	861	867	878	865	867	865	857	868	862	869	868	860	857	859	856	861	864
13	858	861	862	870	869	879	867	...	...	...	...	...	...	...	...	...	...	...	...	...	...	...	...	...	...
14	...	...	...	...	...	...	...	...	...	...	...	880	880	876	808	872	844	836	876	926	808	966	782	922	...
15	870	833	856	841	880	868	863	844	864	844	863	870	886	891	847	845	857	911	891	857	874	946	872	852	868
16	850	906	852	870	850	857	879	873	860	857	861	864	863	851	861	872	855	886	872	870	880	898	858	878	868
17	920	850	847	849	871	882	874	837	862	877	876	869	853	851	854	880	878	848	862	881	855	879	870	865	866
18	868	881	868	859	850	865	865	841	864	890	897	883	862	854	858	865	870	861	857	852	863	863	867	895	867
19	868	865	853	859	867	855	865	863	854	853	840	842	859	842	840	855	855	879	860	869	860	867	871	875	859
20	875	877	878	890	852	864	853	848	868	878	891	886	879	870	839	858	858	864	860	875	860	868	861	885	868
21	892	956	982	952	960	1016	1017	1034	883	871	872	870	864	853	835	855	934	857	874	852	863	854	880	863	...
22	832	895	870	853	867	870	870	885	871	866	913	889	874	862	848	855	891	878	868	862	862	866	869	872	870
23	870	880	876	875	871	866	862	861	857	868	868	890	892	880	872	869	867	869	869	860	858	861	862	872	870
24	887	874	872	876	878	868	871	868	847	854	878	899	869	844	884	870	862	871	863	850	830	840	863	867	866
25	884	893	888	876	924	867	867	863	869	857	883	879	884	880	868	860	861	872	859	850	873	870	884	860	874
26	870	877	879	882	880	883	879	872	864	870	868	870	857	867	879	882	880	881	873	880	871	863	850	870	873
27	858	876	873	888	894	896	894	888	878	882	865	858	876	877	871	863	879	881	879	865	866	874	864	855	875
28	867	863	870	869	873	881	873	870	870	872	865	865	869	876	879	874	874	874	863	877	867	871	870	867	871
29	863	864	863	873	873	872	884	884	878	878	870	874	880	879	879	871	877	881	877	877	873	873	873	871	874
30	869	870	871	872	877	888	879	881	884	895	892	881	878	879	868	862	878	870	874	871	900	838	838	865	874
31	880	877	865	851	860	881	882	871	884	879	875	865	848	878	884	870	880	849	880	871	857	877	866	870	871
MEANS	849	854	850	851	852	852	851	845	845	850	857	858	856	854	850	851	853	854	852	851	848	851	848	852	852

TABLE 108

EARTH-CURRENT POTENTIALS AT WATHEROO MAGNETIC OBSERVATORY

APRIL 1935 EXPRESSED IN TENTHS OF MILLIVOLTS — VALUES NEGATIVE EXCEPT AS INDICATED APRIL 1935

(THE TABULAR VALUES ARE AVERAGES FOR SUCCESSIVE PERIODS OF ONE HOUR AS INDICATED 120° EAST MERIDIAN MEAN TIME)

COMPONENT NORTHWARD LINE OQ LENGTH IN KMS 3.425 DIRECTION TRUE N

DAY	0-1	1-2	2-3	3-4	4-5	5-6	6-7	7-8	8-9	9-10	10-11	11-12	12-13	13-14	14-15	15-16	16-17	17-18	18-19	19-20	20-21	21-22	22-23	23-24	MEAN
1	780	803	814	819	821	835	842	838	800	784	778	774	777	775	783	794	800	...	707	745	763	790	797	795	...
2	804	813	808	817	833	833	801	785	775	759	747	744	757	773	775	...	...	727	756	762	777	769	764	775	...
3	774	...	...	...	...	...	...	...	747	730	716	710	708	718	732	745	748	748	752	764	754	752	...	...	...
4	...	...	...	...	...	...	...	776	730	711	709	691	692	698	709	723	731	737	732	740	737	740	745	744	...
5	739	741	736	744	762	764	776	785	762	748	734	721	712	717	725	735	746	741	743	745	745	743	743	742	744
6	737	738	740	743	744	752	750	764	765	747	722	723	701	712	727	739	744	741	739	746	746	744	742	743	740
7	742	742	740	742	746	748	763	772	761	747	717	705	698	709	729	740	748	748	749	744	744	746	747	743	740
8	740	738	736	733	738	741	749	754	741	733	723	713	704	713	735	748	748	750	748	745	745	755	737	734	738
9	740	733	739	740	740	744	739	744	743	719	711	709	703	740	745	731	733	760	759	749	760	752	745	739	738
10	725	729	735	738	738	741	746	750	739	732	726	716	718	729	732	741	755	754	746	738	746	783	785	695	739
11	739	744	747	681	767	743	780	728	729	708	722	712	724	728	734	762	725	752	850	721	712	745	755	710	738
12	711	699	709	733	750	720	706	722	757	743	720	732	724	712	728	734	770	742	733	717	759	742	722	735	730
13	683	746	723	711	725	740	733	724	736	720	722	712	722	730	740	740	747	740	740	778	748	730	708	749	731
14	720	720	739	749	730	726	742	745	741	733	722	713	717	728	738	743	741	740	745	754	752	745	739	733	736
15	723	731	740	735	729	741	743	736	732	724	716	710	722	729	735	740	742	748	747	741	742	741	740	733	734
16	732	731	734	737	737	737	739	738	728	718	714	710	705	707	737	737	723	737	736	747	740	744	739	746	731
17	733	731	719	728	726	732	725	716	728	715	702	714	723	727	723	735	737	739	741	741	740	740	739	741	729
18	729	731	724	722	730	735	734	719	719	723	718	704	707	711	717	721	732	739	740	744	739	735	730	730	726
19	724	724	720	729	704	728	730	728	731	718	712	709	703	713	717	720	727	728	724	730	732	724	722	723	722
20	720	712	717	720	713	726	727	728	710	724	720	709	698	711	717	720	727	734	730	730	730	730	727	728	721
21	732	730	726	732	734	738	744	748	740	730	712	709	703	714	724	732	732	732	732	730	730	730	728	726	729
22	721	722	720	718	713	729	730	736	733	725	710	711	708	717	722	730	730	724	726	728	720	720	724	722	722
23	727	724	718	718	714	719	720	725	728	720	705	701	691	697	711	720	728	726	722	739	740	727	724	723	720
24	725	722	723	724	711	723	730	724	730	724	711	708	709	713	724	727	731	734	730	730	729	730	729	740	724
25	676	714	735	715	710	720	730	741	726	711	702	689	693	705	715	720	727	732	731	728	730	724	723	723	718
26	723	724	726	729	729	729	724	733	765	760	749	745	741	754	760	759	766	772	767	767	764	760	762	756	748
27	759	760	760	762	762	758	770	767	764	744	743	739	741	743	753	761	770	770	770	768	763	763	759	760	759
28	755	753	755	758	761	759	764	772	770	758	740	734	730	734	743	753	762	770	769	769	761	762	761	762	756
29	760	755	761	759	766	762	766	764	763	750	735	732	741	754	757	764	770	776	770	771	770	767	762	761	760
30	760	758	763	762	767	770	774	773	778	766	759	749	746	752	761	774	780	782	778	774	775	778	768	771	767
MEANS	730	733	734	733	736	739	744	744	743	732	722	716	715	723	733	740	744	747	749	745	745	745	741	737	736

TABLE 109

EARTH-CURRENT POTENTIALS AT WATHEROO MAGNETIC OBSERVATORY

APRIL 1935 EXPRESSED IN TENTHS OF MILLIVOLTS — VALUES NEGATIVE EXCEPT AS INDICATED **APRIL 1935**

(THE TABULAR VALUES ARE AVERAGES FOR SUCCESSIVE PERIODS OF ONE HOUR AS INDICATED 120° EAST MERIDIAN MEAN TIME)

COMPONENT EASTWARD LINE OR LENGTH IN KMS 9.90 DIRECTION TRUE E

DAY	0-1	1-2	2-3	3-4	4-5	5-6	6-7	7-8	8-9	9-10	10-11	11-12	12-13	13-14	14-15	15-16	16-17	17-18	18-19	19-20	20-21	21-22	22-23	23-24	MEAN
1	869	880	881	878	876	874	878	890	883	883	880	881	879	855	871	865	859	870	863	855	869	864	875	879	873
2	882	881	893	875	871	868	870	863	867	871	882	893	884	875	870	860	860	864	865	865	861	868	872	874	872
3	879	880	872	874	870	866	869	873	881	878	882	880	877	876	862	856	854	856	853	848	851	863	873	874	869
4	873	879	882	876	877	873	867	859	851	854	871	863	868	855	856	859	851	853	846	849	847	848	850	854	861
5	863	870	882	878	865	857	872	855	861	870	861	851	858	868	864	862	845	844	839	839	834	836	839	851	857
6	863	866	864	863	857	857	844	870	853	840	852	858	861	865	857	848	845	844	843	838	835	831	835	841	851
7	846	852	846	858	856	850	845	842	835	836	842	843	849	846	850	850	849	845	840	831	828	830	829	833	843
8	840	844	850	853	853	852	846	842	839	837	829	825	838	828	850	858	862	842	829	832	827	815	823	850	840
9	845	852	847	850	853	838	842	853	845	820	803	795	820	818	828	813	783	816	838	822	830	833	843	850	831
10	853	850	851	853	851	851	845	840	847	837	849	846	851	847	846	853	840	830	795	857	788	774	838	836	839
11	824	856	814	827	834	821	822	822	817	813	854	858	838	819	822	804	792	834	793	828	936	803	889	802	830
12	790	837	850	829	816	820	842	852	817	808	806	800	821	781	838	830	785	818	837	832	845	838	787	822	821
13	866	794	810	827	825	821	790	829	774	810	783	834	811	822	819	806	837	828	828	792	818	834	855	816	818
14	813	829	790	811	803	803	817	823	826	807	808	810	808	816	807	805	800	815	811	815	797	815	818	799	810
15	817	811	797	798	808	810	803	796	797	795	785	793	802	807	807	807	800	798	806	805	803	806	807	806	803
16	809	803	801	801	790	799	799	791	788	788	790	795	807	812	768	810	804	797	789	773	789	783	791	790	794
17	780	779	787	785	780	786	766	798	786	789	780	786	787	790	791	783	783	773	788	788	786	788	784	798	785
18	791	781	787	788	784	775	780	785	783	781	771	752	794	786	790	782	768	780	767	757	785	782	781	777	780
19	787	791	783	779	769	782	758	774	772	773	784	783	786	782	772	765	762	754	767	749	762	762	782	773	773
20	763	776	768	771	770	768	762	754	756	769	765	768	776	779	778	778	771	756	750	768	765	763	767	770	767
21	777	778	784	774	768	762	761	764	773	765	760	760	764	775	775	773	763	762	758	756	752	753	755	752	765
22	762	768	770	770	775	760	762	758	752	754	761	767	776	762	768	769	765	762	750	745	748	760	750	750	761
23	747	760	761	763	764	773	758	757	758	757	768	770	772	769	775	768	768	753	772	733	738	747	756	756	760
24	754	762	763	758	780	758	769	751	753	742	742	761	765	763	769	770	769	764	758	754	742	746	755	774	759
25	768	774	770	770	773	780	768	766	754	750	748	743	777	758	751	755	760	762	762	760	742	746	753	753	760
26	747	753	753	762	761	763	764	759	755	753	753	749	751	740	742	745	749	758	757	759	752	747	742	750	753
27	749	748	750	751	750	759	759	759	748	746	739	739	748	745	753	755	760	757	753	751	754	751	750	749	751
28	744	746	746	747	748	750	756	757	748	741	737	742	750	750	748	750	756	754	754	758	756	755	755	750	750
29	745	747	745	747	754	754	752	751	750	750	757	762	760	747	748	754	750	746	750	750	754	755	755	753	752
30	752	750	748	749	745	754	754	758	757	748	749	750	747	745	750	753	750	740	750	757	749	751	746	770	751
MEANS	807	810	808	809	808	806	804	806	801	799	800	802	808	803	804	803	798	799	797	796	798	795	802	802	803

TABLE 110

MAY 1935

EARTH-CURRENT POTENTIALS AT WATHEROO MAGNETIC OBSERVATORY

EXPRESSED IN TENTHS OF MILLIVOLTS — VALUES NEGATIVE EXCEPT AS INDICATED MAY 1935

(THE TABULAR VALUES ARE AVERAGES FOR SUCCESSIVE PERIODS OF ONE HOUR AS INDICATED 120° EAST MERIDIAN MEAN TIME)

COMPONENT NORTHWARD LINE OQ LENGTH IN KMS 3.425 DIRECTION TRUE N

DAY	0-1	1-2	2-3	3-4	4-5	5-6	6-7	7-8	8-9	9-10	10-11	11-12	12-13	13-14	14-15	15-16	16-17	17-18	18-19	19-20	20-21	21-22	22-23	23-24	MEAN
1	763	758	766	771	773	776	777	780	786	771	757	753	748	751	758	769	787	781	773	782	780	785	829	759	772
2	779	769	796	844	844	835	816	784	...	768	770	766	777	795	820	769	764	769	769	772	778	787	788	785	...
3	782	773	769	770	774	778	781	780	777	765	761	758	748	757	755	768	783	783	777	780	790	765	762	770	771
4	774	775	773	775	777	779	783	787	782	775	767	755	753	755	758	763	774	781	782	780	780	780	775	772	773
5	771	771	770	772	774	769	778	781	782	784	772	755	749	746	755	764	773	780	785	787	782	780	781	780	772
6	783	789	787	792	792	803	813	805	795	785	778	764	754	761	772	780	786	787	790	791	790	792	781	781	786
7	780	781	780	780	769	781	784	790	789	786	775	768	763	767	775	781	778	779	780	786	785	788	788	781	780
8	814	789	797	795	790	810	821	820	811	773	762	751	752	758	769	769	779	783	781	781	780	778	778	778	784
9	778	779	780	783	778	782	782	793	794	775	760	750	756	769	769	776	784	785	781	777	779	778	777	775	777
10	774	774	771	770	778	774	776	782	787	779	761	761	765	764	771	776	781	783	779	780	779	779	780	781	775
11	774	792	767	774	733	804	771	763	776	778	770	759	770	764	770	780	786	783	780	786	780	771	779	781	775
12	777	782	770	784	781	779	780	768	778	768	766	752	779	757	780	772	785	788	784	784	780	793	777	770	776
13	773	773	778	778	780	758	786	782	779	779	762	761	766	770	777	783	796	797	790	790	787	783	784	785	779
14	788	787	795	797	793	793	794	790	795	789	772	760	753	764	766	780	787	796	794	794	796	794	791	789	786
15	782	782	789	794	796	803	802	804	803	790	782	774	771	777	781	785	793	802	798	797	797	794	791	789	791
16	786	785	784	778	798	796	784	793	791	777	773	782	774	776	779	794	796	820	790	803	800	796	803	773	789
17	779	782	788	792	790	799	798	790	791	793	789	782	778	781	787	789	803	810	802	800	799	799	794	795	792
18	793	796	796	800	798	798	801	807	810	801	790	781	781	783	784	792	800	803	806	806	803	801	800	800	797
19	797	796	796	802	783	816	803	792	807	796	811	800	789	787	792	792	800	798	802	800	802	803	799	804	799
20	806	803	799	803	808	810	803	823	816	796	790	774	770	774	778	800	817	815	803	803	803	801	777	793	798
21	782	783	787	779	796	781	790	793	804	800	793	787	784	782	791	789	791	797	798	798	800	798	795	798	792
22	795	796	773	798	791	790	772	788	805	805	793	783	794	794	797	799	809	810	808	802	804	807	796	797	796
23	791	793	793	796	783	797	789	793	805	809	807	796	794	788	790	793	807	811	808	808	808	809	807	808	799
24	805	797	803	802	799	799	799	798	808	810	807	798	795	791	787	793	802	814	813	809	805	804	805	808	802
25	806	807	801	806	811	811	816	815	839	830	840	795	800	791	790	815	807	802	807	809	812	814	832	837	812
26	834	832	832	830	827	828	820	822	806	819	832	791	768	759	764	776	789	791	791	823	848	844	842	846	...
27	840	838	840	842	837	845	845	841	792	770	764	755	761	758	770	769	774	783	783	793	783	787	783	782	...
28	783	795	818	827	831	836	832	829	818	764	745	744	743	750	758	772	767	772	774	773	777	775	779	773	...
29	773	779	782	783	781	786	785	784	791	783	767	752	744	737	751	776	780	772	778	786	788	789	799	812	...
30	811	811	815	820	833	836	819	820	829	839	768	729	731	737	743	746	752	770	758	776	788	778	783	797	...
31	789	787	811	810	807	807	814	804	768	754	735	729	729	734	753	747	757	757	753	754	754	754	753	747	...
MEANS	786	785	784	787	785	791	791	792	796	788	781	771	770	771	776	783	792	795	792	793	792	791	791	788	786

TABLE 111

EARTH-CURRENT POTENTIALS AT WATHEROO MAGNETIC OBSERVATORY

MAY 1935

EXPRESSED IN TENTHS OF MILLIVOLTS — VALUES NEGATIVE EXCEPT AS INDICATED

MAY 1935

(THE TABULAR VALUES ARE AVERAGES FOR SUCCESSIVE PERIODS OF ONE HOUR AS INDICATED 120° EAST MERIDIAN MEAN TIME)

COMPONENT EASTWARD LINE OR LENGTH IN KMS 9.90 DIRECTION ? TRUE E

DAY	0-1	1-2	2-3	3-4	4-5	5-6	6-7	7-8	8-9	9-10	10-11	11-12	12-13	13-14	14-15	15-16	16-17	17-18	18-19	19-20	20-21	21-22	22-23	23-24	MEAN
1	747	767	740	746	742	746	748	753	758	754	744	751	750	741	748	751	746	734	740	747	760	738	688	724	744
2	756	770	812	847	846	810	807	920	...	731	720	716	743	745	751	755	752	751	755	733	739	745	753	755	...
3	760	758	754	751	745	750	750	750	757	750	750	759	751	741	750	752	740	731	728	718	725	748	723	745	745
4	747	750	754	751	752	748	743	746	740	734	735	747	759	744	743	745	749	746	738	734	732	739	744	744	744
5	744	751	755	756	755	750	747	750	739	739	738	741	751	753	754	753	756	751	743	739	734	736	737	745	746
6	757	810	815	813	813	823	830	850	767	741	746	748	755	751	747	755	754	743	740	737	740	738	742	743	769
7	746	750	754	753	751	750	753	749	749	734	733	741	757	752	756	753	753	744	739	730	732	734	732	736	745
8	780	806	810	816	807	792	790	783	781	750	724	733	745	738	749	750	747	743	738	734	730	729	733	739	760
9	733	734	739	738	738	744	748	748	732	725	723	731	743	739	737	746	736	736	740	732	729	727	725	726	735
10	727	730	729	735	739	741	747	746	736	729	726	730	732	735	751	750	750	752	740	738	729	730	712	724	736
11	700	717	721	731	777	714	716	727	712	720	731	716	710	737	734	737	745	734	732	710	747	740	734	731	728
12	730	725	743	740	737	746	747	724	742	711	732	732	692	701	723	749	727	743	743	735	725	732	725	731	731
13	734	731	732	735	733	763	747	745	741	721	721	707	719	713	731	746	748	737	742	740	740	760	749	744	737
14	736	739	728	742	740	737	746	768	758	747	740	729	734	718	730	731	729	726	732	732	738	731	732	732	736
15	733	737	736	749	745	745	744	764	780	737	729	734	732	721	730	736	740	730	727	732	732	727	731	729	738
16	734	729	733	744	716	724	733	732	711	728	748	733	725	723	657	725	707	694	742	717	748	714	743	736	725
17	743	740	733	733	736	726	730	741	740	739	739	730	722	717	719	729	729	724	720	720	720	724	733	733	730
18	733	735	731	732	727	725	725	728	722	725	731	727	733	727	724	728	733	725	717	715	715	719	722	726	726
19	732	730	746	738	757	749	734	746	753	744	737	723	724	706	723	729	731	714	719	709	704	713	722	729	730
20	733	741	739	732	734	730	740	741	734	739	710	654	756	710	677	672	724	739	720	721	712	717	773	707	723
21	728	733	741	731	733	735	731	721	724	720	718	715	714	717	729	741	737	729	722	719	712	710	704	713	724
22	719	720	737	725	725	725	718	739	714	712	695	713	706	700	730	730	738	725	711	709	707	708	715	714	718
23	722	721	728	728	742	727	722	730	720	710	711	709	706	713	717	721	722	727	720	714	710	706	706	709	718
24	711	746	713	724	718	724	722	719	716	712	709	704	710	713	724	723	732	727	722	714	707	711	711	707	718
25	712	714	716	719	723	739	737	741	731	725	724	719	721	717	717	741	733	723	712	712	716	715	723	713	723
26	714	719	721	721	715	720	721	728	738	727	712	703	698	700	719	719	720	726	710	699	693	703	715	722	715
27	724	715	713	711	721	725	721	724	723	719	709	709	703	703	706	712	699	688	697	708	708	712	703	712	711
28	710	705	715	716	723	718	720	727	714	712	712	700	697	708	707	697	711	705	703	718	712	706	700	704	710
29	703	702	706	703	707	710	714	716	719	718	708	705	696	695	708	708	700	688	691	704	710	720	715	707	706
30	718	714	709	713	713	711	720	729	728	717	725	720	708	701	690	686	677	673	688	677	722	711	708	711	707
31	730	723	718	714	714	713	703	721	718	707	698	687	687	686	703	709	691	687	688	691	688	693	692	697	702
MEANS	731	736	737	738	739	738	738	743	737	728	725	722	724	721	724	731	730	725	724	720	723	723	723	724	729

TABLE 112

EARTH-CURRENT POTENTIALS AT WATHEROO MAGNETIC OBSERVATORY

EXPRESSED IN TENTHS OF MILLIVOLTS — VALUES NEGATIVE EXCEPT AS INDICATED

JUNE 1935

(THE TABULAR VALUES ARE AVERAGES FOR SUCCESSIVE PERIODS OF ONE HOUR AS INDICATED 120° EAST MERIDIAN MEAN TIME)

COMPONENT NORTHWARD LINE OQ LENGTH IN KMS 3.425 DIRECTION TRUE N

DAY	0-1	1-2	2-3	3-4	4-5	5-6	6-7	7-8	8-9	9-10	10-11	11-12	12-13	13-14	14-15	15-16	16-17	17-18	18-19	19-20	20-21	21-22	22-23	23-24	MEAN
1	749	750	737	768	760	760	765	761	760	757	753	742	734	742	742	746	761	761	762	764	762	757	754	758	754
2	747	756	756	758	761	772	796	772	762	759	745	743	740	738	730	744	754	754	758	756	756	754	758	753	755
3	747	750	747	750	750	757	755	751	757	757	750	746	740	730	736	738	745	755	750	748	756	754	750	748	749
4	747	745	748	748	754	757	757	759	759	747	739	732	727	733	730	738	740	742	747	748	746	752	747	754	746
5	750	737	742	737	727	764	751	750	754	751	749	749	738	738	739	744	750	752	752	752	750	752	745	754	747
6	745	743	737	745	746	750	747	744	753	750	738	736	732	731	732	733	740	...	...	...	...	...	...	...	...
7	658	665	677	683	689	693	697	704	708	713	713	703	694	697	704	717	726	731	729	728	743	723	729	739	707
8	...	...	...	...	...	...	...	...	...	...	...	...	...	...	...	...	...	...	...	...	...	...	...	...	...
9	...	...	...	...	...	...	...	...	...	...	...	...	...	...	...	...	...	...	...	...	...	...	...	...	...
10	...	...	...	...	...	...	...	...	...	...	...	...	...	...	...	...	...	...	...	...	...	...	...	...	...
11	683	703	693	707	710	721	720	711	707	708	694	696	698	692	698	705	705	705	705	704	704	714	697	690	703
12	697	697	684	688	697	707	722	733	750	727	693	682	678	672	671	680	692	691	688	692	692	694	693	694	696
13	690	693	706	685	711	698	704	694	708	700	685	680	669	669	670	672	687	689	684	681	682	690	689	674	688
14	680	678	671	688	683	687	690	696	700	682	671	658	657	663	664	670	675	678	675	672	672	673	670	671	676
15	673	674	677	686	687	682	687	682	676	669	661	650	654	656	654	666	674	670	671	669	670	669	667	663	670
16	661	665	666	664	667	666	670	661	667	669	662	650	647	645	641	648	664	667	667	664	663	644	661	658	660
17	655	658	652	654	652	659	653	655	660	659	658	645	686	699	700	706	699	697	704	707	708	704	701	700	678
18	695	687	689	671	672	681	682	674	680	659	643	640	647	638	625	629	635	644	639	641	665	658	652	644	658
19	638	637	640	562	644	597	600	634	632	659	658	656	639	625	613	614	619	627	626	634	630	632	629	638	628
20	637	637	640	619	626	621	625	637	630	632	622	606	611	608	607	613	620	627	623	623	626	626	622	620	623
21	617	627	595	626	621	620	620	593	623	613	613	607	612	604	600	600	610	614	610	608	607	604	612	615	611
22	600	600	601	600	602	607	600	597	597	598	595	592	595	584	590	588	594	592	597	596	596	595	594	596	596
23	597	598	597	594	597	595	598	591	593	587	583	581	577	573	569	570	587	595	590	589	584	586	583	585	588
24	576	582	582	583	582	582	578	580	573	576	568	564	562	562	558	567	572	578	580	578	573	572	573	570	574
25	574	576	578	578	583	583	582	579	581	577	571	553	551	551	490	488	563	577	571	570	568	565	565	565	564
26	567	567	565	561	570	567	567	568	563	560	556	549	546	549	551	556	563	572	568	571	564	563	562	560	562
27	554	557	561	560	562	568	563	561	568	560	554	538	540	542	544	556	561	564	565	560	560	557	554	555	557
28	556	551	554	560	560	559	556	550	551	560	555	545	534	539	540	552	558	562	559	567	556	571	556	553	554
29	556	550	568	561	557	555	558	540	543	554	541	544	544	533	531	542	552	556	549	553	548	548	544	547	549
30	546	532	551	540	549	530	560	544	551	560	545	532	532	520	533	539	548	547	540	547	553	562	550	559	545
MEANS	648	649	649	647	653	653	656	653	656	654	645	638	637	635	632	638	648	652	650	651	651	651	648	649	648

TABLE 113

EARTH-CURRENT POTENTIALS AT WATHEROO MAGNETIC OBSERVATORY

JUNE 1935 EXPRESSED IN TENTHS OF MILLIVOLTS — VALUES NEGATIVE EXCEPT AS INDICATED JUNE 1935

(THE TABULAR VALUES ARE AVERAGES FOR SUCCESSIVE PERIODS OF ONE HOUR AS INDICATED 120° EAST MERIDIAN MEAN TIME)

COMPONENT EASTWARD LINE OR LENGTH IN KMS 9.90 DIRECTION TRUE E

DAY	0-1	1-2	2-3	3-4	4-5	5-6	6-7	7-8	8-9	9-10	10-11	11-12	12-13	13-14	14-15	15-16	16-17	17-18	18-19	19-20	20-21	21-22	22-23	23-24	MEAN
1	698	697	707	692	691	695	695	701	699	701	688	686	697	692	692	696	687	697	680	679	680	685	689	689	692
2	692	695	697	694	690	691	700	698	694	691	690	689	689	690	694	690	688	688	675	673	672	670	683	687	688
3	692	696	695	693	683	683	681	687	682	680	684	680	680	680	672	674	682	679	680	671	668	671	669	679	681
4	681	688	687	685	683	680	688	690	680	687	673	670	660	666	674	671	681	681	660	666	663	669	661	668	676
5	677	673	683	689	717	681	687	694	692	689	682	672	659	669	678	674	659	662	657	652	658	649	664	682	675
6	681	665	682	688	686	687	686	696	690	684	671	667	654	662	667	681	...	...	...	...	...	...	...	...	...
7	673	678	677	683	680	693	682	686	674	660	656	670	676	664	656	655	672	686	678	662	662	705	...	...	...
8	...	...	...	...	...	...	...	...	...	...	...	...	...	...	...	...	...	...	...	...	...	...	...	...	...
9	...	...	...	...	...	...	...	...	...	...	...	...	...	...	...	...	...	...	...	...	...	...	...	...	...
10	...	...	...	...	...	...	...	...	...	...	...	...	...	...	...	...	...	...	...	...	...	...	...	...	...
11	652	641	663	658	640	651	652	667	660	659	638	614	624	634	635	636	634	639	638	633	640	656	634	621	642
12	645	640	635	638	628	688	705	693	690	714	666	654	630	627	633	638	635	638	630	627	628	629	632	630	650
13	642	630	624	639	625	623	623	621	680	670	628	607	611	617	623	620	615	640	616	609	624	617	623	628	627
14	...	...	...	...	...	...	...	...	...	...	...	...	...	...	...	...	...	...	...	...	...	...	...	...	...
15	617	617	615	611	612	614	614	617	622	625	616	606	600	599	606	602	603	600	599	601	601	602	607	607	609
16	613	613	607	608	609	602	610	613	609	602	600	596	594	592	592	589	590	593	588	584	585	589	593	597	599
17	...	...	...	...	...	...	...	...	...	...	...	...	...	...	...	...	...	...	...	...	...	...	...	...	...
18	587	595	589	593	588	590	579	589	580	581	560	561	546	591	577	549	553	570	551	538	504	531	545	565	567
19	577	570	578	628	580	577	578	563	...	...	...	...	...	...	...	...	...	...	...	...	...	...	...	...	...
20	557	600	557	561	563	567	563	559	560	567	550	548	563	549	554	562	558	554	553	548	541	540	540	546	557
21	547	549	557	552	558	554	554	557	552	550	549	543	540	550	548	552	553	551	546	541	531	527	510	509	545
22	527	536	547	550	550	551	552	552	550	545	542	530	534	543	534	540	534	542	540	534	525	521	525	519	538
23	525	533	537	537	538	539	541	549	531	530	529	520	523	524	519	529	529	525	528	520	521	517	517	517	528
24	522	519	523	525	530	529	529	532	524	520	511	519	518	510	519	518	518	521	517	517	511	509	509	509	519
25	505	504	501	511	517	520	523	530	524	512	507	495	494	498	508	511	519	510	503	503	511	510	508	512	510
26	505	503	503	509	506	511	513	516	517	503	503	509	504	496	494	493	485	500	499	505	509	506	509	505	504
27	506	506	503	504	505	509	512	515	508	487	502	501	490	482	494	494	498	492	491	496	497	502	499	498	500
28	503	503	504	497	495	498	506	517	517	503	494	499	478	483	490	495	497	497	473	458	474	489	501	502	495
29	499	522	491	484	492	488	497	498	507	494	500	489	491	488	497	502	499	482	480	474	499	493	494	490	494
30	493	517	491	483	483	509	494	511	505	492	480	493	481	494	480	491	488	487	481	469	478	469	491	490	490
MEANS	586	590	587	587	586	590	592	596	595	591	582	576	573	576	578	578	578	580	572	568	569	570	573	575	581

TABLE 114

EARTH-CURRENT POTENTIALS AT WATHEROO MAGNETIC OBSERVATORY

JULY 1935

EXPRESSED IN TENTHS OF MILLIVOLTS — VALUES NEGATIVE EXCEPT AS INDICATED

(THE TABULAR VALUES ARE AVERAGES FOR SUCCESSIVE PERIODS OF ONE HOUR AS INDICATED 120° EAST MERIDIAN MEAN TIME)

COMPONENT NORTHWARD LINE OQ LENGTH IN KMS 3.425 DIRECTION TRUE N

DAY	0-1	1-2	2-3	3-4	4-5	5-6	6-7	7-8	8-9	9-10	10-11	11-12	12-13	13-14	14-15	15-16	16-17	17-18	18-19	19-20	20-21	21-22	22-23	23-24	MEAN
1	609	602	591	559	591	590	579	587	581	557	539	531	531	521	519	528	538	540	544	550	544	540	550	559	...
2	558	560	560	558	565	572	590	593	588	548	543	537	534	530	531	537	535	546	543	545	547	547	537	534	...
3	533	529	533	530	543	543	539	538	541	541	535	521	519	519	524	531	536	537	540	539	542	536	539	540	534
4	545	541	541	540	544	547	544	536	550	545	527	519	...	...	...	...	...	...	...	...	...	...	...	...	...
5	...	...	...	...	...	...	...	...	...	...	...	...	...	...	...	...	...	...	...	...	...	...	...	...	...
6	529	528	527	521	525	524	525	531	532	529	522	518	511	507	520	522	527	530	527	526	529	527	524	524	524
7	523	523	529	527	532	526	528	523	531	530	525	523	519	520	519	518	525	530	531	530	529	532	529	532	510
8	529	532	553	560	551	545	545	594	600	582	533	520	519	502	543	560	544	595	596	612	588	615	607	592	...
9	600	620	589	569	566	569	569	578	587	584	579	569	575	570	565	564	568	580	595	593	624	645	631	634	...
10	614	614	619	630	643	637	607	592	579	545	543	539	530	530	536	551	546	554	550	551	554	555	558	560	...
11	560	560	557	568	565	569	561	566	564	555	551	550	550	549	545	551	560	569	563	562	560	554	561	568	559
12	550	558	559	560	558	560	560	555	562	556	557	550	550	552	542	544	554	561	559	558	570	590	606	609	...
13	626	606	589	607	643	649	629	619	585	553	546	529	522	523	525	539	548	551	549	550	548	550	557	554	...
14	554	563	565	569	573	581	591	594	604	566	554	532	520	530	533	528	547	588	619	573	558	545	555	575	...
15	584	604	611	597	587	590	613	597	580	551	549	530	529	516	512	521	540	540	539	535	539	563	545	557	...
16	545	542	543	551	555	554	556	556	559	562	545	529	524	518	521	525	544	541	540	538	542	544	541	545	542
17	541	539	540	542	542	544	552	555	569	569	553	542	533	523	518	523	537	560	571	589	585	561	562	574	...
18	566	563	558	564	590	615	633	571	613	635	603	536	540	516	514	521	534	541	538	546	549	548	552	559	...
19	559	568	566	569	575	583	568	574	...	...	...	...	...	...	...	...	...	...	...	...	...	...	...	...	...
20	540	538	536	548	555	551	547	553	547	561	542	527	521	542	530	538	542	562	609	650	610	600	620	612	...
21	619	610	610	600	601	604	629	605	563	531	504	492	492	485	502	511	524	520	521	524	522	531	528	535	...
22	533	533	537	541	543	543	541	552	563	549	510	495	502	509	528	531	538	539	538	537	540	553	526	542	534
23	544	542	535	540	540	553	519	550	559	534	518	503	504	514	523	545	520	525	522	518	532	529	523	514	529
24	516	518	518	523	527	533	528	536	543	517	505	494	491	504	504	516	530	532	528	528	535	561	498	524	521
25	521	529	517	533	545	583	574	583	584	501	...	...	...	...	...	...	...	...	...	...	...	...	...	...	...
26	431	480	448	452	479	478	485	493	493	484	468	454	454	459	467	486	492	496	491	488	490	490	489	490	...
27	487	493	494	495	500	505	508	510	510	501	490	476	479	479	485	498	510	507	500	504	502	498	495	528	498
28	561	570	520	547	583	560	530	558	539	512	499	476	474	477	488	496	502	500	503	492	501	501	507	517	...
29	519	523	526	537	538	557	559	560	554	520	498	470	470	453	447	473	498	494	506	499	499	502	508	497	...
30	495	502	503	500	514	517	517	524	529	511	495	488	476	485	489	500	496	504	506	506	506	503	508	507	503
31	506	531	541	541	550	561	561	562	546	515	510	514	490	475	478	493	505	510	511	509	530	540	554	541	...
MEANS	526	527	528	530	534	537	532	539	543	533	520	510	508	510	516	524	529	531	530	529	532	534	524	532	527

TABLE 115

EARTH-CURRENT POTENTIALS AT WATHEROO MAGNETIC OBSERVATORY

JULY 1935 — EXPRESSED IN TENTHS OF MILLIVOLTS — VALUES NEGATIVE EXCEPT AS INDICATED — JULY 1935

(THE TABULAR VALUES ARE AVERAGES FOR SUCCESSIVE PERIODS OF ONE HOUR AS INDICATED 120° EAST MERIDIAN MEAN TIME)

COMPONENT EASTWARD LINE OR LENGTH IN KMS 9.90 DIRECTION TRUE E

DAY	0-1	1-2	2-3	3-4	4-5	5-6	6-7	7-8	8-9	9-10	10-11	11-12	12-13	13-14	14-15	15-16	16-17	17-18	18-19	19-20	20-21	21-22	22-23	23-24	MEAN
1	496	497	499	519	493	489	492	492	493	496	473	473	467	486	481	483	479	481	469	456	479	477	475	479	484
2	486	488	489	490	486	488	484	482	479	473	484	477	472	481	475	471	474	473	466	466	455	450	472	480	477
3	475	481	482	489	474	476	479	485	480	478	485	474	473	474	479	478	474	469	466	462	464	461	468	472	475
4	...	...	...	...	...	...	...	...	...	...	...	...	...	...	...	...	...	...	...	...	...	...	...	...	...
5	...	...	...	...	...	...	...	...	...	...	...	...	...	...	...	...	...	...	...	...	...	...	...	...	...
6	476	472	475	478	480	480	481	479	470	468	462	466	480	480	481	480	477	480	474	471	467	465	464	464	474
7	468	473	475	486	482	486	484	487	480	475	469	462	460	459	460	470	472	470	469	465	458	458	460	465	470
8	470	473	479	480	481	488	495	496	493	489	496	476	481	423	435	394	396	411	412	404	474	490	491	495	463
9	495	494	509	498	497	495	506	503	511	512	466	475	450	455	470	463	479	469	459	447	446	447	473	500	480
10	462	470	470	478	480	481	483	488	471	467	459	453	450	463	465	451	461	468	465	464	463	462	461	461	466
11	463	463	466	464	473	469	473	469	480	479	469	453	451	449	455	452	434	436	463	448	467	466	452	461	461
12	490	454	463	465	469	468	471	479	473	474	459	454	453	434	451	460	453	454	450	460	462	460	460	461	462
13	461	460	462	464	463	461	470	474	474	483	466	457	452	431	433	453	450	454	450	449	455	460	458	457	458
14	461	460	460	458	451	461	466	468	464	470	462	455	469	452	439	427	435	450	452	450	440	457	460	462	455
15	473	461	460	443	455	455	460	474	458	464	448	444	440	427	433	433	445	445	445	437	436	424	444	451	448
16	460	449	449	450	448	452	453	460	454	448	450	451	449	428	434	440	450	453	448	440	440	447	448	444	448
17	478	455	453	456	456	452	453	460	457	457	453	450	448	442	443	445	449	448	447	446	449	448	449	454	452
18	458	462	464	462	462	457	457	456	446	457	457	450	465	447	441	450	440	444	439	438	434	434	440	446	450
19	451	459	460	...	...	...	...	...	...	...	...	...	...	...	...	...	...	...	...	...	...	...	...	...	...
20	449	460	459	464	459	454	457	459	434	418	425	432	441	459	459	462	462	460	458	451	449	452	447	445	451
21	452	449	464	460	457	459	467	451	431	416	414	428	446	443	448	450	451	445	437	437	425	429	432	431	443
22	434	439	453	441	462	449	455	443	433	442	418	430	424	417	458	430	404	452	439	446	435	426	445	430	438
23	420	457	429	444	447	445	451	449	415	421	426	402	412	447	444	441	438	435	430	435	420	420	440	421	433
24	433	436	441	438	443	440	447	441	442	433	430	434	415	427	440	429	408	446	436	407	419	441	450	437	434
25	434	439	454	433	436	445	420	480	428	440	...	...	...	...	...	...	...	...	...	...	...	...	...	...	...
26	452	434	424	479	421	415	437	433	437	413	415	421	429	429	428	431	436	434	433	430	435	435	435	434	432
27	438	434	431	438	434	424	437	436	427	412	412	426	431	423	420	422	428	426	425	425	432	437	432	439	429
28	437	437	430	432	430	425	438	420	421	425	430	438	429	421	422	427	420	420	415	418	420	413	420	431	426
29	431	429	426	428	428	431	428	424	430	427	425	409	389	389	417	430	427	426	422	420	418	414	423	427	422
30	430	433	429	430	430	416	421	427	424	411	418	434	430	419	432	420	413	417	418	410	410	412	420	422	422
31	428	430	429	427	429	429	428	426	421	419	421	416	429	423	429	422	420	416	401	410	412	408	422	415	421
MEANS	458	457	458	462	459	457	462	462	456	453	448	446	446	442	447	445	444	448	444	440	443	444	450	451	451

TABLE 116

EARTH-CURRENT POTENTIALS AT WATHEROO MAGNETIC OBSERVATORY

AUGUST 1935 — EXPRESSED IN TENTHS OF MILLIVOLTS — VALUES POSITIVE EXCEPT AS INDICATED — AUGUST 1935

(THE TABULAR VALUES ARE AVERAGES FOR SUCCESSIVE PERIODS OF ONE HOUR AS INDICATED 120° EAST MERIDIAN MEAN TIME)

COMPONENT NORTHWARD LINE OQ LENGTH IN KMS 3.425 DIRECTION TRUE N

DAY	0-1	1-2	2-3	3-4	4-5	5-6	6-7	7-8	8-9	9-10	10-11	11-12	12-13	13-14	14-15	15-16	16-17	17-18	18-19	19-20	20-21	21-22	22-23	23-24	MEAN
1	-559	-560	-559	-553	-554	-561	-558	-563	-534	-515	-512	-487	-478	-470	-492	-497	-504	-502	-501	-502	-519	-512	-497	-493	-520
2	-497	-496	-495	-492	-502	-500	-497	-500	-510	-519	-505	-489	-472	-477	-484	-502	-513	-508	-510	-509	-512	-519	-507	-504	-501
3	-501	-502	-501	-501	-504	-505	-505	-513	-511	-501	-497	-483	-474	-475	-483	-494	-503	-512	-505	-501	-506	-507	-513	-497	-500
4	-493	-499	-498	-497	-495	-497	-503	-509	-513	-517	-509	-494	-478	-478	-480	-509	-516	-514	-512	-508	-510	-503	-544	-566	...
5	...	...	...	...	...	...	...	...	...	...	...	...	...	...	...	...	...	...	...	...	...	...	...	...	...
6	...	...	...	...	...	...	...	...	...	...	...	...	...	...	...	...	...	...	...	...	...	...	...	...	...
7	-400	-432	-435	-438	-449	-446	-462	-456	-440	-443	-425	-400	-386	-373	-370	-369	-360	-360	-340	-319	-316	-304	-295	-276	...
8	...	...	...	...	...	...	...	...	...	...	...	...	...	...	...	...	...	...	...	...	...	...	...	...	...
9	- 37	- 33	- 32	- 30	- 28	- 21	- 7	- 25	- 8	- 6	18	27	33	40	61	63	52	47	51	56	58	59	57	56	19
10	56	60	61	61	53	67	72	69	61	69	92	103	129	131	139	125	132	129	134	136	145	154	151	143	103
11	151	157	158	145	141	136	167	156	154	171	182	202	218	219	216	205	196	200	204	211	213	214	217	220	186
12	222	227	230	232	231	230	237	230	223	236	253	278	299	304	299	282	280	276	284	290	293	296	301	305	264
13	309	310	314	313	318	312	319	309	302	308	326	355	369	380	374	360	345	344	348	352	354	358	359	361	338
14	368	370	369	370	375	386	368	368	358	361	368	380	402	406	410	409	386	382	389	391	394	398	402	404	384
15	407	409	412	414	411	419	421	414	399	405	419	439	442	440	432	426	426	422	425	430	432	434	434	437	423
16	438	446	444	444	443	445	441	433	430	428	438	453	466	469	469	459	444	444	446	443	449	447	434	450	446
17	457	459	455	457	470	442	450	445	442	436	437	446	455	465	469	466	459	449	448	448	448	446	446	447	452
18	450	450	453	452	450	447	453	455	441	438	445	457	455	448	447	447	443	439	439	438	437	432	435	438	445
19	442	442	441	440	441	444	449	443	439	437	441	442	448	450	441	445	426	422	423	412	414	415	422	420	435
20	425	428	417	438	413	441	437	429	413	404	407	408	442	441	434	442	421	399	400	405	402	393	400	400	418
21	406	403	391	406	397	404	410	402	412	390	386	390	407	423	425	429	403	399	396	392	387	384	400	391	401
22	390	409	406	397	396	395	406	413	403	374	386	410	408	414	418	412	402	378	400	392	386	402	400	390	400
23	396	397	399	400	397	394	386	385	380	382	388	410	422	426	432	411	418	401	397	390	390	398	402	399	400
24	402	406	397	417	403	396	397	392	390	392	400	415	415	411	412	408	396	390	398	397	400	388	397	399	401
25	399	400	402	403	403	397	400	390	388	395	403	407	402	404	399	404	401	367	385	388	386	387	381	391	399
26	392	396	397	390	388	393	388	393	388	380	386	398	412	419	410	398	388	388	390	387	388	390	382	392	393
27	391	389	386	389	391	391	396	387	372	366	381	403	411	409	404	397	383	378	378	382	375	383	383	384	388
28	386	389	385	385	377	378	377	369	367	367	381	390	412	417	394	374	360	353	345	343	357	352	361	343	373
29	362	351	374	369	360	363	350	340	351	341	360	377	395	391	384	385	356	358	363	369	370	369	363	363	365
30	370	372	367	363	366	370	366	361	372	370	378	400	403	391	392	379	375	366	366	370	367	369	362	367	373
31	367	372	356	349	350	350	339	340	357	370	386	398	404	384	374	383	379	378	364	369	359	363	365	368	368
MEANS	246	248	247	248	246	247	248	243	242	242	252	266	278	279	276	270	260	253	256	257	256	257	259	260	256

TABLE 117

EARTH-CURRENT POTENTIALS AT WATHEROO MAGNETIC OBSERVATORY

AUGUST 1935

EXPRESSED IN TENTHS OF MILLIVOLTS — VALUES NEGATIVE EXCEPT AS INDICATED

AUGUST 1935

(THE TABULAR VALUES ARE AVERAGES FOR SUCCESSIVE PERIODS OF ONE HOUR AS INDICATED 120° EAST MERIDIAN MEAN TIME)

COMPONENT EASTWARD LINE OR LENGTH IN KMS 9.90 DIRECTION TRUE E

DAY	0-1	1-2	2-3	3-4	4-5	5-6	6-7	7-8	8-9	9-10	10-11	11-12	12-13	13-14	14-15	15-16	16-17	17-18	18-19	19-20	20-21	21-22	22-23	23-24	MEAN
1	424	432	439	430	431	427	433	413	384	405	408	417	417	428	417	413	410	402	397	390	392	396	423	421	414
2	422	413	423	418	412	410	425	428	418	410	399	408	408	425	425	421	400	401	401	396	398	391	412	412	412
3	418	417	420	420	419	418	411	404	407	400	397	410	421	425	425	420	420	418	411	405	403	399	398	414	412
4	414	415	418	421	421	414	421	417	412	408	404	413	417	420	422	417	423	416	415	404	402	400	409	413	414
5	419	422	428	431	422	423	428	419	414	406	413	414	418	428	411	421	424	424	413	405	397	399	400	407	416
6	407	414	421	432	417	412	424	414	390	405	386	398	401	396	409	410	423	415	399	401	408	405	414	379	408
7	395	408	404	414	404	408	417	400	404	416	385	399	392	400	397	391	394	391	407	406	397	395	396	396	401
8	402	405	407	407	408	410	410	412	402	400	386	383	400	407	399	388	412	410	408	411	404	389	391	407	402
9	409	407	406	412	412	415	421	422	419	404	397	376	364	379	387	401	408	403	400	403	400	396	396	394	401
10	395	400	401	397	406	409	404	412	403	396	380	392	385	377	375	398	399	400	394	394	405	401	400	406	397
11	404	395	422	386	403	410	402	410	400	397	388	380	380	381	382	384	380	383	395	391	392	394	393	392	394
12	387	401	394	395	391	395	401	407	393	382	384	380	391	381	385	382	380	389	382	389	389	392	390	393	390
13	393	395	393	391	392	391	395	395	388	382	375	381	387	394	400	392	386	377	377	375	380	384	383	390	387
14	391	389	389	384	383	388	378	390	395	388	389	388	381	372	374	394	392	381	380	375	381	385	389	394	385
15	394	394	394	390	389	391	396	394	390	388	388	400	396	393	387	380	387	381	374	374	374	387	382	390	388
16	389	399	400	397	393	395	392	393	397	383	388	384	386	395	398	392	389	391	371	389	387	381	380	389	390
17	396	403	408	396	414	393	399	404	396	392	390	390	397	403	405	404	400	404	400	397	394	398	399	402	399
18	409	413	420	418	417	414	412	413	415	415	420	424	415	400	401	411	425	424	417	407	409	406	413	420	414
19	422	429	434	437	439	439	439	434	436	440	430	421	433	438	435	432	424	447	424	386	420	409	430	450	430
20	445	450	448	462	450	451	470	460	453	435	449	438	441	411	427	442	422	461	451	460	454	435	446	441	446
21	450	449	451	457	461	474	464	467	481	464	452	440	436	417	430	438	434	457	447	457	458	476	473	458	454
22	484	472	473	472	474	478	484	482	477	479	473	457	454	447	457	460	457	443	472	457	489	447	462	458	467
23	456	472	478	475	484	472	486	473	469	458	477	458	443	461	469	457	436	492	481	460	479	485	477	475	470
24	479	481	472	473	490	479	479	480	490	486	482	482	470	462	467	472	470	471	473	476	473	471	481	479	477
25	485	478	475	476	488	487	497	509	484	499	486	464	462	470	462	462	445	465	482	483	476	481	483	475	478
26	487	489	488	481	489	496	498	501	505	504	496	483	470	479	475	471	473	484	481	482	480	484	488	487	486
27	490	486	503	487	480	485	493	507	487	488	500	492	497	486	479	487	495	491	489	490	490	501	493	503	492
28	504	537	549	498	513	471	484	497	490	518	494	487	506	503	471	478	500	504	491	496	490	496	490	510	499
29	497	533	538	527	511	494	503	510	508	499	512	511	508	497	500	490	498	494	502	494	495	492	488	505	504
30	500	508	520	514	504	503	499	505	504	492	516	508	504	489	485	485	480	503	490	486	481	491	491	508	499
31	508	507	514	518	514	516	511	509	502	500	487	505	505	485	490	494	502	496	489	488	485	507	504	505	502
MEANS	435	439	443	439	440	438	441	441	436	434	430	428	428	427	427	428	429	433	430	427	428	428	431	435	433

TABLE 118

EARTH-CURRENT POTENTIALS AT WATHEROO MAGNETIC OBSERVATORY

SEPTEMBER 1935 EXPRESSED IN TENTHS OF MILLIVOLTS — VALUES POSITIVE EXCEPT AS INDICATED SEPTEMBER 1935

(THE TABULAR VALUES ARE AVERAGES FOR SUCCESSIVE PERIODS OF ONE HOUR AS INDICATED 120° EAST MERIDIAN MEAN TIME)

COMPONENT NORTHWARD LINE OQ LENGTH IN KMS 3.425 DIRECTION TRUE N

DAY	0-1	1-2	2-3	3-4	4-5	5-6	6-7	7-8	8-9	9-10	10-11	11-12	12-13	13-14	14-15	15-16	16-17	17-18	18-19	19-20	20-21	21-22	22-23	23-24	MEAN
1	370	374	367	371	372	364	367	347	360	368	370	388	384	393	391	380	371	369	369	372	367	368	369	366	372
2	367	371	369	368	368	364	370	361	363	366	373	372	390	420	399	390	377	365	362	360	361	363	356	340	371
3	342	346	333	338	339	342	335	320	335	355	366	380	389	385	391	384	371	353	366	361	358	359	353	360	357
4	354	362	362	362	363	364	360	350	343	345	354	360	381	382	376	367	361	350	353	350	357	356	354	353	359
5	346	361	350	378	349	346	378	338	350	350	349	367	364	366	364	364	353	347	352	352	353	349	353	350	355
6	343	354	354	356	362	360	349	345	341	336	339	343	358	376	383	373	350	340	346	315	368	350	346	337	351
7	366	357	356	357	353	357	358	340	335	343	347	359	371	381	380	367	353	341	351	344	347	345	336	348	354
8	340	360	357	351	350	350	352	344	353	340	339	354	366	372	379	368	354	349	340	346	345	351	351	353	353
9	348	353	353	351	348	342	329	313	320	337	338	356	379	390	437	384	367	340	341	338	338	335	333	339	350
10	340	342	332	327	336	315	320	307	311	333	363	372	383	390	379	361	335	329	346	345	330	359	355	361	345
11	365	357	350	333	375	358	350	340	318	354	340	367	370	376	353	351	331	350	326	320	345	191	406	373	346
12	359	370	366	313	396	344	357	294	353	375	336	374	344	359	333	346	335	341	339	343	340	338	340	344	348
13	353	357	343	351	350	339	332	317	309	325	349	367	368	363	354	350	345	338	343	346	342	339	343	338	344
14	339	333	342	350	351	346	333	324	325	335	349	361	367	370	365	353	346	346	344	344	340	338	328	348	345
15	351	359	356	338	350	358	324	316	325	336	350	375	377	372	377	364	336	339	340	316	330	322	330	330	345
16	344	351	356	357	341	340	348	335	319	329	341	352	349	362	364	344	345	334	328	315	305	325	323	329	339
17	321	350	341	353	351	346	335	334	296	337	332	336	360	365	346	346	340	332	319	312	311	313	284	332	333
18	344	317	325	321	314	323	310	299	324	332	340	357	356	351	342	316	317	311	302	297	309	290	330	350	324
19	331	324	328	333	330	335	345	317	314	319	327	340	358	345	343	312	331	319	323	308	317	320	309	325	327
20	327	330	320	336	314	329	332	320	314	321	328	332	341	346	329	332	324	320	319	326	318	317	319	320	326
21	320	320	320	318	316	313	309	298	305	312	319	333	347	346	324	325	319	311	311	320	318	316	312	318	319
22	318	315	318	320	314	315	308	305	310	325	346	350	358	342	329	318	312	320	317	318	318	320	320	318	322
23	323	318	319	328	321	313	310	309	312	330	343	353	349	340	337	317	307	310	300	277	316	356	341	353	324
24	360	366	373	405	411	423	388	394	399	380	391	404	394	393	389	380	376	379	380	370	383	388	387	373	387
25	390	380	393	400	391	380	366	363	387	389	390	423	420	400	410	389	346	399	370	345	371	385	387	400	386
26	371	375	427	393	386	386	371	371	369	391	427	428	410	403	390	377	383	371	373	350	371	380	401	373	386
27	405	404	393	389	392	380	366	355	370	380	404	422	427	419	409	384	367	362	368	354	372	385	384	380	386
28	388	396	396	397	390	379	373	368	380	388	413	424	424	409	390	385	380	379	378	369	350	384	363	390	387
29	408	402	408	391	386	381	373	357	362	380	399	410	424	429	414	398	377	377	376	376	378	370	382	376	389
30	387	391	390	392	378	397	373	360	366	376	393	421	435	432	408	390	381	373	367	353	361	359	383	385	386
MEANS	354	356	354	356	357	353	347	335	339	350	358	373	378	379	373	360	350	346	345	338	344	342	349	352	354

TABLE 119

EARTH-CURRENT POTENTIALS AT WATHEROO MAGNETIC OBSERVATORY

SEPTEMBER 1935 EXPRESSED IN TENTHS OF MILLIVOLTS — VALUES NEGATIVE EXCEPT AS INDICATED SEPTEMBER 1935

(THE TABULAR VALUES ARE AVERAGES FOR SUCCESSIVE PERIODS OF ONE HOUR AS INDICATED 120° EAST MERIDIAN MEAN TIME)

COMPONENT EASTWARD LINE OR LENGTH IN KMS 9.90 DIRECTION TRUE E

DAY	0-1	1-2	2-3	3-4	4-5	5-6	6-7	7-8	8-9	9-10	10-11	11-12	12-13	13-14	14-15	15-16	16-17	17-18	18-19	19-20	20-21	21-22	22-23	23-24	MEAN
1	510	515	517	517	513	512	503	500	510	520	493	496	507	515	512	496	509	506	499	492	494	494	498	500	505
2	508	511	519	513	518	514	514	505	499	497	497	509	508	509	511	515	512	512	504	504	501	502	494	506	508
3	510	513	521	519	517	512	511	507	508	500	507	498	493	489	502	503	511	504	510	507	504	501	493	507	506
4	509	508	516	517	519	518	513	510	503	490	495	500	509	500	508	511	514	518	507	500	504	502	503	501	507
5	502	511	495	534	510	498	542	533	527	502	477	478	485	486	494	507	507	500	510	510	507	504	503	506	505
6	499	516	515	521	526	527	522	524	513	515	500	485	491	507	515	520	525	508	502	500	517	499	545	508	512
7	519	518	523	524	521	526	536	530	540	523	504	505	509	508	512	519	521	509	512	498	506	497	550	490	517
8	524	518	519	518	520	529	533	540	539	541	521	513	496	496	501	507	520	521	520	519	524	513	519	521	520
9	521	520	527	523	524	530	541	543	530	522	520	518	504	501	464	513	510	515	523	527	527	525	529	532	520
10	532	527	523	510	542	524	512	528	517	510	501	514	528	516	520	513	511	481	508	500	500	518	536	541	517
11	528	518	547	513	495	518	511	523	563	533	610	539	552	494	468	494	517	563	486	527	497	473	501	562	522
12	523	505	535	482	500	521	557	510	469	500	479	518	495	497	547	546	529	526	523	524	519	523	523	528	516
13	536	530	518	520	530	523	516	518	520	511	510	528	540	541	532	527	521	513	513	513	516	522	518	530	523
14	545	537	531	530	530	521	518	509	514	511	527	540	542	530	530	533	520	522	520	522	515	514	520	530	526
15	534	529	542	526	530	530	511	516	512	516	524	532	530	540	532	532	529	521	509	490	512	553	492	565	526
16	519	530	549	550	541	533	534	542	518	518	518	511	529	545	523	534	530	538	518	537	496	521	529	529	529
17	540	544	563	565	574	530	536	533	500	532	531	519	513	522	530	495	535	528	536	513	513	537	508	550	531
18	554	543	560	554	537	545	548	536	517	547	543	528	517	540	537	505	510	503	489	522	534	543	559	553	534
19	549	551	548	550	551	546	557	548	541	531	528	528	531	510	520	532	540	521	526	535	548	552	559	524	539
20	539	548	540	571	546	554	550	545	535	528	530	532	517	529	531	537	549	536	555	534	540	544	540	540	540
21	541	541	545	548	548	553	548	543	546	548	541	540	534	539	537	535	544	543	544	538	538	532	536	537	542
22	564	533	543	547	547	550	555	558	557	567	559	548	553	541	535	521	530	533	535	535	536	540	538	533	544
23	545	545	542	554	544	547	542	542	544	573	573	569	561	558	545	513	506	518	524	535	513	530	480	576	541
24	512	540	556	566	530	584	530	529	514	517	558	545	536	561	550	543	536	544	546	536	547	556	538	544	542
25	594	530	555	543	546	545	548	543	540	573	500	514	516	564	531	513	457	533	513	500	565	590	559	626	542
26	542	550	577	528	543	538	529	535	541	556	545	510	566	544	555	580	567	548	537	533	534	540	601	533	547
27	553	549	552	559	557	554	548	543	551	559	555	552	555	555	555	529	512	523	544	544	563	551	552	562	549
28	562	553	559	569	547	550	544	546	550	570	575	568	572	546	542	523	533	545	556	528	528	547	571	543	551
29	561	567	577	554	550	549	553	552	539	549	551	550	560	566	556	543	552	542	544	552	550	540	559	557	553
30	558	561	559	565	557	571	547	544	544	544	543	549	550	558	555	555	534	528	509	547	546	557	550	628	552
MEANS	534	532	539	536	534	535	534	531	527	530	527	524	527	527	525	523	523	523	521	521	523	527	530	539	529

TABLE 120

EARTH-CURRENT POTENTIALS AT WATHEROO MAGNETIC OBSERVATORY

OCTOBER 1935 — EXPRESSED IN TENTHS OF MILLIVOLTS — VALUES POSITIVE EXCEPT AS INDICATED — OCTOBER 1935

(THE TABULAR VALUES ARE AVERAGES FOR SUCCESSIVE PERIODS OF ONE HOUR AS INDICATED 120° EAST MERIDIAN MEAN TIME)

COMPONENT NORTHWARD LINE OQ LENGTH IN KMS 3.425 DIRECTION TRUE N

DAY	0-1	1-2	2-3	3-4	4-5	5-6	6-7	7-8	8-9	9-10	10-11	11-12	12-13	13-14	14-15	15-16	16-17	17-18	18-19	19-20	20-21	21-22	22-23	23-24	MEAN
1	369	402	410	380	391	383	406	369	367	388	395	422	440	412	403	391	374	364	364	366	361	363	365	367	386
2	367	370	371	376	376	376	353	346	352	356	389	400	410	411	400	375	353	353	360	359	358	360	359	360	370
3	365	363	372	373	365	361	365	354	344	366	383	400	418	409	380	364	347	355	357	359	359	361	362	361	368
4	363	367	371	373	371	362	357	343	346	358	380	403	410	408	396	375	360	359	362	363	361	358	362	363	370
5	365	368	369	391	361	369	358	350	357	365	385	397	399	395	374	360	354	358	361	360	363	365	364	361	369
6	359	358	362	362	364	358	356	348	346	355	371	387	400	388	376	359	345	344	350	351	352	358	351	350	360
7	350	350	350	350	346	339	331	312	383	333	357	380	383	389	368	354	332	325	311	299	364	350	342	331	347
8	338	344	342	335	355	334	316	312	319	331	348	349	366	363	341	323	311	310	314	314	319	311	328	318	331
9	317	345	316	312	314	313	310	290	294	312	318	334	354	346	330	307	289	287	286	294	298	296	306	302	311
10	300	303	299	295	297	297	279	275	285	290	319	333	307	304	298	280	266	259	269	270	266	270	260	259	287
11	257	322	275	282	270	279	241	232	250	265	286	299	300	281	274	256	238	236	239	246	242	217	200	205	258
12	245	248	278	226	239	233	223	216	240	214	239	269	264	256	240	218	204	203	210	210	207	209	212	211	230
13	212	213	214	214	211	201	190	188	188	209	228	242	238	234	221	200	189	187	191	190	187	190	190	191	205
14	193	192	193	193	191	182	168	172	177	210	227	243	250	225	207	170	154	165	163	174	168	173	176	174	189
15	177	179	175	173	171	187	164	147	139	163	208	203	231	220	186	168	149	147	130	158	146	158	144	165	170
16	162	187	166	182	159	151	138	136	141	151	169	198	213	194	186	150	137	132	135	152	150	126	139	139	158
17	140	165	180	155	149	147	141	138	141	150	173	189	201	192	164	151	139	126	127	122	140	140	123	156	152
18	120	160	161	150	148	138	139	140	133	154	160	160	178	174	167	151	138	133	124	132	134	137	134	134	146
19	126	117	130	150	144	127	128	128	151	154	169	195	177	160	149	125	117	117	123	126	123	127	132	133	139
20	134	130	139	145	122	121	118	123	130	135	161	170	178	172	148	125	116	123	114	95	110	100	69	155	130
21	168	157	111	123	174	96	105	114	140	198	154	168	166	166	124	133	108	97	88	109	98	117	134	140	133
22	123	130	91	106	121	104	120	100	91	123	150	156	167	142	118	104	100	127	128	107	80	130	127	103	119
23	114	132	103	110	104	87	132	120	86	100	120	145	152	135	115	105	101	90	95	95	100	99	104	103	110
24	99	101	96	100	92	80	68	73	80	95	121	146	147	135	130	100	80	75	37	92	32	65	133	84	94
25	118	108	109	81	81	70	65	75	67	108	121	126	127	113	110	90	75	74	78	81	77	80	82	89	92
26	85	93	88	98	69	68	74	98	64	81	86	100	104	106	109	84	77	70	71	74	66	68	66	68	82
27	69	60	58	61	47	40	36	51	76	96	123	110	113	106	99	72	75	63	79	66	13	70	63	80	72
28	87	90	79	138	67	121	72	58	78	104	106	91	89	129	69	64	61	63	61	69	62	67	76	72	82
29	50	70	81	93	85	66	60	55	56	68	88	100	104	95	82	61	49	48	60	67	54	53	58	63	69
30	61	65	73	73	70	55	46	46	43	66	90	114	110	92	73	52	28	35	53	53	30	46	53	51	62
31	55	63	90	67	69	55	47	55	61	79	...	...	...	...	...	...	42	36	35	27	16	55	17	23	...
MEANS	208	216	212	213	208	202	195	190	196	210	228	241	246	238	221	202	189	188	188	192	187	192	194	196	206

TABLE 121

EARTH-CURRENT POTENTIALS AT WATHEROO MAGNETIC OBSERVATORY

OCTOBER 1935

EXPRESSED IN TENTHS OF MILLIVOLTS — VALUES NEGATIVE EXCEPT AS INDICATED

OCTOBER 1935

(THE TABULAR VALUES ARE AVERAGES FOR SUCCESSIVE PERIODS OF ONE HOUR AS INDICATED 120° EAST MERIDIAN MEAN TIME)

COMPONENT EASTWARD LINE OR LENGTH IN KMS 9.90 DIRECTION TRUE E

DAY	0-1	1-2	2-3	3-4	4-5	5-6	6-7	7-8	8-9	9-10	10-11	11-12	12-13	13-14	14-15	15-16	16-17	17-18	18-19	19-20	20-21	21-22	22-23	23-24	MEAN
1	538	553	604	585	549	564	580	531	541	553	538	549	540	560	550	543	573	573	561	570	545	559	560	558	557
2	559	570	568	580	572	550	552	546	540	538	540	546	555	576	574	563	548	545	553	553	550	553	550	551	556
3	558	557	570	555	567	561	544	552	539	539	534	547	564	583	580	559	539	559	557	554	545	551	551	551	555
4	552	560	567	567	564	559	552	538	537	552	554	563	563	568	574	561	558	553	550	551	553	548	556	553	556
5	553	562	563	568	569	564	571	559	547	543	558	560	569	567	556	561	552	555	559	552	553	560	555	558	559
6	562	555	563	564	567	564	562	558	559	561	559	554	568	561	572	562	555	554	557	555	556	560	557	554	560
7	560	560	562	564	565	567	567	532	560	547	560	558	560	560	564	559	554	548	490	520	596	565	558	562	556
8	562	564	566	558	563	576	567	559	554	571	562	554	564	569	563	556	543	553	558	554	553	541	588	549	560
9	559	551	564	554	559	550	550	565	563	561	570	563	567	560	559	550	547	546	541	550	564	568	572	554	558
10	557	584	550	554	556	557	559	564	566	573	557	569	569	567	561	547	537	561	561	558	558	586	544	552	560
11	550	570	563	548	555	555	548	550	559	560	563	574	582	582	580	570	564	554	558	557	564	532	588	520	560
12	560	585	583	545	551	549	551	538	547	578	574	588	581	576	573	561	554	558	554	556	557	564	573	575	564
13	576	578	574	569	561	561	557	556	555	550	575	580	588	587	583	556	553	570	563	547	548	559	565	570	566
14	579	580	581	573	560	561	558	547	551	572	577	582	578	590	567	526	542	544	539	541	560	565	567	570	563
15	570	574	573	568	557	579	561	545	537	528	552	573	572	600	598	581	571	543	544	539	534	586	558	593	564
16	556	604	597	578	573	544	532	547	540	555	548	560	553	595	578	580	563	567	562	565	568	573	600	546	566
17	540	567	604	563	562	569	574	557	552	550	561	567	600	568	564	568	559	548	554	545	584	573	559	601	566
18	543	574	576	584	573	577	571	567	555	525	590	590	567	548	544	561	577	577	563	568	574	579	572	571	568
19	570	570	581	568	571	572	562	564	577	583	594	597	584	571	573	544	558	575	560	560	555	566	572	570	571
20	571	567	583	588	564	557	560	551	559	575	587	588	592	583	570	566	563	583	530	574	502	488	617	509	564
21	593	581	562	586	604	532	545	566	554	583	563	584	588	572	546	587	547	556	574	575	566	580	589	618	573
22	596	605	573	540	533	547	589	567	546	557	575	588	563	580	573	570	587	554	590	568	554	578	584	591	571
23	581	573	567	573	577	576	570	554	560	559	572	595	600	584	580	578	569	572	574	580	573	575	577	579	575
24	581	574	573	572	573	568	560	546	553	565	575	597	597	590	600	543	531	544	508	554	562	557	620	555	562
25	577	577	607	576	577	576	573	583	588	590	610	605	585	586	585	560	570	565	564	571	572	577	580	594	581
26	588	589	583	577	555	563	568	570	567	569	570	587	573	575	582	582	562	568	572	570	574	577	576	579	574
27	584	590	587	581	579	575	565	564	566	562	585	597	620	594	591	584	584	586	554	564	520	592	562	552	577
28	567	578	594	589	537	563	575	563	540	577	590	594	591	574	569	587	584	568	557	581	567	585	584	587	575
29	585	610	544	578	588	574	575	564	560	558	569	588	591	600	598	584	560	541	569	579	560	573	573	622	577
30	578	581	584	586	579	578	570	564	560	548	570	588	596	591	562	573	582	565	569	561	547	569	579	596	574
31	594	610	610	600	591	585	577	583	583	585	567	...	...	...	...	...	565	579	574	561	560	592	585	618	...
MEANS	567	575	576	570	565	563	562	556	554	559	568	576	577	577	572	564	560	560	555	559	554	565	573	568	566

TABLE 122

EARTH-CURRENT POTENTIALS AT WATHEROO MAGNETIC OBSERVATORY

NOVEMBER 1935 EXPRESSED IN TENTHS OF MILLIVOLTS — VALUES NEGATIVE EXCEPT AS INDICATED NOVEMBER 1935

(THE TABULAR VALUES ARE AVERAGES FOR SUCCESSIVE PERIODS OF ONE HOUR AS INDICATED 120° EAST MERIDIAN MEAN TIME)

COMPONENT NORTHWARD LINE OQ LENGTH IN KMS 3.425 DIRECTION TRUE N

DAY	0-1	1-2	2-3	3-4	4-5	5-6	6-7	7-8	8-9	9-10	10-11	11-12	12-13	13-14	14-15	15-16	16-17	17-18	18-19	19-20	20-21	21-22	22-23	23-24	MEAN
1	+ 68	+ 59	+ 60	+ 46	+ 46	+ 36	+ 39	+ 37	+ 46	+ 59	+ 78	+ 81	+ 72	+ 81	+ 56	+ 42	+ 31	+ 31	+ 23	+ 34	+ 28	+ 30	+ 20	+ 33	+ 47
2	+ 50	+ 40	+ 40	+ 40	+ 36	+ 32	+ 22	+ 23	+ 32	+ 50	+ 65	+ 63	+ 68	+ 64	+ 59	+ 33	+ 28	+ 27	+ 35	+ 37	+ 22	+ 28	+ 31	+ 28	+ 40
3	+ 30	+ 18	+ 42	+ 30	+ 23	+ 50	+ 23	+ 25	+ 33	+ 35	+ 47	+ 47	+ 49	+ 42	+ 33	+ 23	+ 23	+ 32	+ 38	+ 32	+ 30	+ 33	+ 27	+ 30	+ 33
4	+ 36	+ 34	+ 35	+ 42	+ 33	+ 22	+ 26	+ 3	+ 16	+ 31	+ 50	+ 53	+ 67	+ 58	+ 38	+ 28	+ 21	+ 25	+ 30	+ 35	+ 32	+ 32	+ 35	+ 40	+ 34
5	+ 36	+ 35	+ 33	+ 34	+ 34	+ 21	+ 15	+ 21	+ 22	+ 34	+ 40	+ 51	+ 57	+ 58	+ 38	+ 20	+ 5	+ 10	+ 19	+ 19	+ 5	+ 13	+ 23	+ 29	+ 28
6	10	+ 18	+ 40	+ 4	+ 14	+ 3	+ 13	10	+ 19	+ 9	+ 42	+ 60	+ 51	+ 31	+ 22	1	+ 6	10	0	+ 28	+ 22	+ 10	+ 16	+ 19	+ 16
7	+ 19	+ 20	+ 15	+ 12	+ 4	7	9	+ 3	+ 14	+ 24	+ 33	+ 46	+ 47	+ 29	+ 15	+ 3	5	+ 3	0	5	+ 3	+ 6	+ 4	+ 3	+ 12
8	+ 6	+ 7	+ 10	+ 1	8	13	25	13	+ 3	+ 21	+ 36	+ 38	+ 33	+ 25	+ 3	12	16	17	16	6	4	0	8	+ 3	+ 2
9	4	+ 10	+ 5	+ 4	3	19	27	17	7	+ 18	+ 23	+ 27	+ 25	+ 21	+ 10	9	14	22	16	8	+ 3	2	6	5	0
10	2	3	0	0	10	25	33	28	5	+ 14	+ 37	+ 39	+ 33	+ 23	8	25	28	22	16	16	18	14	12	9	5
11	5	5	3	6	14	18	40	34	20	0	+ 16	+ 28	+ 27	+ 23	10	26	25	28	30	24	30	26	19	18	12
12	26	11	5	38	22	35	30	31	22	+ 20	+ 31	+ 44	+ 41	7	19	34	40	42	40	90	39	22	64	67	23
13	34	+ 10	5	23	34	53	42	23	8	21	3	+ 8	2	10	19	37	49	60	25	41	39	32	61	25	26
14	23	33	3	25	35	33	27	61	46	38	12	+ 3	+ 9	+ 10	12	46	47	51	43	46	45	54	47	52	32
15	41	37	39	18	53	53	46	50	37	32	20	22	20	21	35	50	59	57	48	47	47	47	45	44	40
16	45	43	44	43	47	54	65	59	46	27	21	14	10	20	34	49	54	54	50	47	50	58	59	60	44
17	56	50	48	51	43	68	60	58	50	43	31	24	28	35	40	55	58	74	54	58	61	62	61	59	51
18	60	64	73	70	78	90	81	75	68	61	43	19	39	41	53	66	73	78	72	69	69	67	79	84	66
19	68	58	81	74	71	82	81	71	80	71	36	44	46	57	68	82	99	95	99	100	100	91	88	93	76
20	89	92	88	98	90	87	104	96	97	76	64	60	59	62	79	80	90	107	100	104	115	105	80	76	87
21	74	93	87	81	84	82	99	91	91	80	68	58	68	70	81	85	85	96	95	88	79	85	95	86	83
22	83	87	89	95	92	92	98	93	96	80	72	67	58	65	70	82	90	90	94	94	83	89	89	90	85
23	125	80	78	77	81	84	86	86	82	85	67	65	49	56	70	81	85	95	93	87	89	90	86	94	82
24	102	92	94	96	90	94	94	97	93	80	70	60	68	74	78	79	82	88	88	90	92	95	90	93	87
25	89	87	102	88	97	100	94	100	93	87	83	68	67	68	71	80	90	97	104	94	94	92	93	90	89
26	95	82	94	92	108	127	113	112	108	86	63	74	72	73	88	93	92	112	121	121	120	133	139	137	102
27	139	141	141	138	153	143	132	140	153	137	117	116	115	107	124	127	132	134	128	126	130	109	109	121	130
28	80	129	114	104	96	108	106	109	108	97	78	67	68	70	88	90	96	99	96	90	97	97	90	89	94
29	88	86	95	90	103	113	96	100	88	85	86	70	56	60	61	69	71	86	86	84	81	82	94	89	84
30	83	72	74	66	40	93	87	82	72	70	63	64	80	63	75	62	90	87	98	70	72	96	130	104	79
MEANS	39	36	36	33	42	50	51	51	43	31	17	10	11	16	30	42	48	52	49	47	47	46	50	47	39

TABLE 123

EARTH-CURRENT POTENTIALS AT WATHEROO MAGNETIC OBSERVATORY

NOVEMBER 1935

EXPRESSED IN TENTHS OF MILLIVOLTS — VALUES NEGATIVE EXCEPT AS INDICATED

(THE TABULAR VALUES ARE AVERAGES FOR SUCCESSIVE PERIODS OF ONE HOUR AS INDICATED 120° EAST MERIDIAN MEAN TIME)

COMPONENT N.S. LINE OR LENGTH IN KMS 9.90 DIRECTION TRUE E

DAY	0-1	1-2	2-3	3-4	4-5	5-6	6-7	7-8	8-9	9-10	10-11	11-12	12-13	13-14	14-15	15-16	16-17	17-18	18-19	19-20	20-21	21-22	22-23	23-24	MEAN
1	603	590	603	592	593	577	565	568	583	578	581	592	589	613	587	591	580	569	595	598	568	567	577	564	584
2	584	559	587	594	595	589	591	570	560	575	582	575	603	600	585	590	591	586	591	580	578	573	591	580	585
3	590	60.	595	617	570	575	577	594	540	589	580	568	573	568	590	567	585	587	597	585	584	583	584	587	583
4	615	580	577	588	593	600	578	608	587	582	588	579	579	589	592	591	592	592	592	591	587	580	588	587	589
5	584	589	587	590	598	598	599	594	592	583	595	598	589	591	590	600	580	566	599	597	587	612	582	620	592
6	590	559	610	559	574	573	580	623	594	590	565	546	602	618	573	590	600	580	606	590	597	600	595	592	588
7	586	590	585	586	587	591	599	596	598	598	613	596	590	597	591	580	583	580	581	588	594	597	596	591	592
8	587	581	591	584	571	579	575	581	595	597	592	606	603	616	593	586	583	580	585	594	590	596	590	607	590
9	587	586	588	588	589	572	575	583	600	620	624	613	608	593	589	582	577	571	551	584	603	598	601	598	591
10	594	596	590	591	559	563	572	562	581	594	611	613	612	619	590	590	581	580	585	588	592	590	598	598	591
11	601	607	597	591	581	592	582	590	593	607	609	626	628	617	602	593	591	572	577	562	561	597	597	603	594
12	597	600	610	569	579	581	575	577	582	610	623	628	585	600	592	570	580	596	577	571	583	595	619	564	590
13	583	598	591	595	604	592	564	596	610	577	595	586	580	600	620	598	610	600	582	609	581	594	618	583	594
14	605	580	590	594	600	595	622	581	579	584	578	596	608	610	575	618	609	596	584	599	587	573	582	583	594
15	619	603	605	625	612	596	587	556	567	580	590	599	600	599	620	611	604	596	600	600	600	598	594	597	598
16	597	594	595	602	604	599	589	587	585	598	600	600	602	605	607	611	593	586	593	597	600	588	591	594	597
17	594	600	609	617	605	584	590	587	582	591	602	597	600	604	597	592	597	600	605	610	603	601	602	601	599
18	601	594	605	596	602	601	596	599	602	597	597	597	600	610	606	600	598	598	600	605	605	603	600	600	600
19	602	620	597	594	599	600	589	621	589	580	583	591	605	600	589	570	590	597	577	570	598	600	617	605	595
20	600	605	595	590	596	609	603	594	592	597	578	589	590	604	594	602	589	603	600	592	609	563	586	605	595
21	625	576	594	585	596	595.	589	593	590	588	596	605	590	600	585	611	601	586	590	611	584	594	590	595	594
22	597	600	595	594	593	598	593	591	601	593	598	603	602	601	593	604	601	600	591	593	604	609	602	594	598
23	613	623	591	590	588	594	588	600	610	600	604	598	604	604	597	607	608	602	593	597	600	601	602	612	601
24	600	598	593	596	597	597	600	597	607	600	592	610	600	600	598	610	607	600	604	598	597	594	588	596	599
25	597	598	599	593	583	594	592	575	587	594	595	597	600	599	597	603	600	583	589	583	595	591	588	592	593
26	593	595	586	589	587	598	589	591	590	583	582	590	596	590	589	591	588	584	587	590	590	592	594	591	590
27	590	593	594	601	587	584	582	573	577	575	569	568	593	591	599	590	594	590	591	586	584	581	590	568	585
28	593	547	565	623	543	575	566	557	558	547	562	581	599	590	590	595	580	577	576	575	579	575	570	579	575
29	582	590	587	580	596	584	590	575	568	567	574	591	609	599	585	581	588	559	567	566	580	572	562	575	580
30	572	583	569	587	586	581	571	575	538	538	559	562	563	547	615	557	572	549	531	577	560	564	577	596	568
MEANS	597	592	593	594	590	589	588	586	583	587	591	593	597	599	594	593	592	586	586	590	589	589	592	592	591

TABLE 124

EARTH-CURRENT POTENTIALS AT WATHEROO MAGNETIC OBSERVATORY

DECEMBER 1935 EXPRESSED IN TENTHS OF MILLIVOLTS — VALUES POSITIVE EXCEPT AS INDICATED DECEMBER 1935

(THE TABULAR VALUES ARE AVERAGES FOR SUCCESSIVE PERIODS OF ONE HOUR AS INDICATED 120° EAST MERIDIAN MEAN TIME)

COMPONENT NORTHWARD LINE OQ LENGTH IN KMS 3.425 DIRECTION TRUE N

DAY	0-1	1-2	2-3	3-4	4-5	5-6	6-7	7-8	8-9	9-10	10-11	11-12	12-13	13-14	14-15	15-16	16-17	17-18	18-19	19-20	20-21	21-22	22-23	23-24	MEAN
1	- 94	-209	-195	-108	- 63	- 49	- 80	- 69	- 76	- 62	- 55	- 41	- 48	- 46	- 54	- 73	- 65	- 70	- 65	- 57	- 68	- 83	- 73	- 64	- 80
2	- 52	- 72	- 77	- 52	- 53	- 45	- 67	- 78	- 76	- 74	- 52	- 56	- 53	- 55	- 51	- 66	- 71	- 70	- 55	- 80	- 92	- 53	- 59	- 59	- 63
3	- 60	- 56	- 69	- 71	- 70	- 61	- 60	- 50	- 67	- 60	- 54	- 32	- 30	- 40	- 47	- 58	- 93	- 91	- 87	...	...	-110	- 81	- 86	...
4	- 96	- 50	- 67	- 68	- 55	- 64	- 52	- 80	- 74	- 70	- 52	- 38	- 45	- 53	- 51	- 60	- 64	- 61	- 57	- 60	- 60	- 64	- 62	- 59	- 61
5	- 69	- 58	- 68	- 72	- 66	- 63	- 60	- 51	- 48	- 40	- 41	- 45	- 47	- 47	- 51	- 54	- 51	- 41	- 50	- 44	- 42	- 42	- 45	- 45	- 52
6	- 48	- 47	- 60	- 50	- 48	- 50	- 51	- 41	- 38	- 39	- 35	- 30	- 28	- 30	- 30	- 39	- 37	- 36	- 37	- 32	- 28	- 26	- 21	- 30	- 38
7	- 30	- 33	- 38	- 45	- 46	- 51	- 39	- 34	- 27	- 19	- 9	- 9	- 15	- 25	- 26	- 28	- 22	- 17	- 19	- 29	- 19	- 13	- 78	- 88	...
8	-109	-109	-100	-112	- 94	-128	-129	-107	- 10	1	18	0	- 70	- 83	-109	-120	-130	- 5	19	18	17	20	21	22	...
9	29	30	24	28	23	- 3	5	17	26	53	72	60	54	38	30	19	18	25	20	21	28	38	44	49	31
10	50	50	54	51	38	33	38	60	56	84	111	103	98	62	38	30	19	18	15	29	25	8	20	16	46
11	20	41	30	30	21	9	8	12	...	...	...	...	...	...	...	...	...	...	...	...	...	...	...	...	...
12	29	39	38	38	38	40	29	6	28	56	80	93	80	70	46	39	77	20	30	34	29	29	32	32	43
13	45	52	47	52	54	38	33	26	42	79	90	91	107	90	67	45	45	43	53	57	47	81	82	71	60
14	88	66	68	60	72	68	75	80	85	85	98	109	115	104	93	83	83	84	65	80	93	90	108	78	85
15	64	91	83	113	104	114	120	93	115	123	123	135	123	122	108	110	100	100	97	109	92	116	105	97	106
16	109	117	120	120	123	127	120	114	121	134	128	133	127	131	129	112	107	100	89	122	109	118	93	123	118
17	122	124	120	120	107	118	130	117	129	129	125	131	126	120	130	113	68	82	80	81	95	117	111	101	112
18	94	97	97	91	80	63	89	105	106	114	120	122	123	128	121	109	104	104	115	116	109	108	115	125	106
19	113	112	111	103	79	88	121	132	131	126	123	134	141	136	127	116	119	126	130	126	114	135	124	130	121
20	131	130	129	131	127	133	123	137	148	148	145	146	137	134	131	129	130	132	133	135	121	135	132	140	134
21	264	232	209	191	188	182	178	177	168	178	190	184	183	183	180	168	160	166	169	170	169	169	172	171	...
22	176	172	163	148	138	132	54	- 20	20	123	173	180	181	171	161	175	179	176	180	185	184	190	189	177	...
23	182	188	183	190	181	181	184	195	201	209	199	196	184	180	175	172	179	180	179	179	182	184	181	180	185
24	181	175	159	155	140	137	163	179	196	208	223	209	194	201	191	189	183	186	192	181	189	191	191	192	184
25	197	195	197	199	197	197	193	219	225	219	210	221	217	210	202	204	199	201	200	199	205	206	210	210	206
26	212	203	199	204	213	200	207	215	235	262	201	147	131	119	95	106	89	175	195	200	206	198	216	226	...
27	229	235	232	230	230	216	221	232	255	263	261	273	261	237	253	240	228	209	228	240	256	250	253	260	241
28	257	243	246	232	237	236	221	280	276	325	297	295	281	245	220	211	231	230	206	262	297	262	248	266	264
29	255	264	267	262	260	250	244	240	254	300	331	323	291	270	266	271	273	276	285	287	286	280	297	304	276
30	300	296	280	300	292	297	290	270	276	335	363	373	354	323	291	295	300	304	312	327	327	357	335	333	314
31	329	334	322	329	333	331	338	356	341	365	373	392	387	379	371	361	316	322	329	329	344	351	357	359	348
MEANS	102	98	96	102	101	100	101	106	112	128	135	139	132	123	115	106	104	103	104	110	111	116	116	117	112

TABLE 125

EARTH-CURRENT POTENTIALS AT WATHEROO MAGNETIC OBSERVATORY

DECEMBER 1935 EXPRESSED IN TENTHS OF MILLIVOLTS — VALUES NEGATIVE EXCEPT AS INDICATED DECEMBER 1935

(THE TABULAR VALUES ARE AVERAGES FOR SUCCESSIVE PERIODS OF ONE HOUR AS INDICATED 120° EAST MERIDIAN MEAN TIME)

COMPONENT EASTWARD LINE OR LENGTH IN KMS 9.90 DIRECTION TRUE E

DAY	0-1	1-2	2-3	3-4	4-5	5-6	6-7	7-8	8-9	9-10	10-11	11-12	12-13	13-14	14-15	15-16	16-17	17-18	18-19	19-20	20-21	21-22	22-23	23-24	MEAN
1	625	630	610	563	566	589	563	554	540	554	537	549	561	584	528	545	574	584	579	579	569	563	577	554	570
2	634	629	640	570	564	577	590	547	553	547	526	537	572	575	561	559	557	526	554	557	528	542	556	558	557
3	559	554	557	567	562	558	569	539	537	577	548	548	547	577	560	556	545	560	559	557	545	548	573	598	558
4	520	555	545	537	544	547	548	541	552	551	545	563	570	560	556	549	543	546	566	559	550	545	538	540	549
5	537	543	541	545	549	552	550	552	554	561	555	554	549	539	527	518	529	544	537	545	541	539	538	532	543
6	535	530	535	531	542	545	540	547	549	550	553	541	539	529	519	521	507	520	519	531	531	527	534	524	533
7	525	515	510	514	518	520	512	512	522	530	549	557	536	510	491	494	494	505	517	497	500	505	523	523	516
8	500	503	508	500	508	492	492	438	480	493	507	532	518	504	477	498	504	485	504	506	491	496	491	487	498
9	485	496	474	478	481	469	460	454	461	480	511	518	514	495	470	467	458	453	455	452	461	469	473	481	476
10	478	471	478	475	440	445	438	460	465	460	489	507	494	464	445	440	411	432	435	440	440	433	444	452	456
11	444	432	436	440	433	423	419	429	...	...	...	...	...	...	...	...	...	...	...	...	...	...	...	...	...
12	440	447	446	445	435	427	442	421	423	427	449	455	448	423	430	430	420	421	430	420	408	415	414	418	431
13	438	429	441	419	433	424	421	403	409	439	442	446	431	414	428	393	414	407	420	438	363	417	417	425	421
14	444	415	410	413	413	417	412	410	405	400	394	408	432	429	423	419	409	401	384	374	386	390	420	443	411
15	361	409	442	390	403	417	431	417	382	383	390	362	420	379	378	396	391	400	410	410	380	390	419	373	397
16	357	424	394	398	399	407	390	387	384	357	392	390	420	404	380	355	389	388	374	407	393	391	428	365	393
17	378	398	387	388	384	388	390	381	392	400	390	376	387	390	388	389	396	373	384	400	386	375	382	385	387
18	380	380	377	386	386	386	381	389	394	400	383	380	390	371	387	379	376	373	380	378	375	370	371	372	380
19	378	370	379	387	366	375	377	380	404	400	384	379	371	359	360	363	374	377	371	371	373	372	370	363	375
20	367	369	371	369	365	367	362	363	380	398	388	373	387	369	355	370	361	364	370	368	363	360	360	363	369
21	359	360	358	353	359	360	360	370	378	372	365	360	347	350	359	360	357	352	372	367	356	349	349	359	360
22	350	341	341	343	341	339	351	379	363	368	359	348	332	318	320	340	332	334	340	335	337	334	333	330	342
23	339	321	327	328	317	320	317	338	351	354	348	344	320	323	324	322	324	320	322	317	313	322	321	327	327
24	325	324	320	314	314	311	310	304	321	329	350	345	330	315	312	321	321	320	319	310	312	315	304	317	319
25	314	312	312	320	321	320	282	311	325	322	323	324	309	310	310	320	290	299	294	286	290	301	310	312	309
26	310	296	294	294	278	281	288	268	281	320	337	318	305	299	275	290	286	295	296	292	294	267	279	296	293
27	318	280	270	271	300	242	254	267	287	280	278	257	278	285	272	289	250	266	280	287	285	295	292	275	277
28	271	271	247	270	249	264	241	250	266	270	265	271	262	258	250	249	258	250	160	267	288	257	265	249	256
29	247	268	258	254	239	250	203	220	200	218	235	270	245	243	217	231	233	230	224	223	223	229	225	221	234
30	226	223	232	233	219	229	222	191	168	171	220	237	248	216	203	206	220	194	189	197	195	197	190	190	209
31	191	205	209	179	185	193	180	173	184	191	201	200	179	172	162	167	177	173	158	175	165	170	158	155	179
MEANS	407	406	404	401	399	400	396	394	397	404	406	408	408	399	388	391	390	390	390	395	388	389	395	393	398

TABLE 126

EARTH-CURRENT POTENTIALS AT WATHEROO MAGNETIC OBSERVATORY

JANUARY 1936 EXPRESSED IN TENTHS OF MILLIVOLTS — VALUES POSITIVE EXCEPT AS INDICATED JANUARY 1936

(THE TABULAR VALUES ARE AVERAGES FOR SUCCESSIVE PERIODS OF ONE HOUR AS INDICATED 120° EAST MERIDIAN MEAN TIME)

COMPONENT NORTHWARD LINE OO LENGTH IN KMS 3.425 DIRECTION TRUE N

DAY	0-1	1-2	2-3	3-4	4-5	5-6	6-7	7-8	8-9	9-10	10-11	11-12	12-13	13-14	14-15	15-16	16-17	17-18	18-19	19-20	20-21	21-22	22-23	23-24	MEAN
1	360	365	356	357	364	369	342	343	358	389	385	400	397	397	380	370	375	384	371	387	385	393	389	394	375
2	393	399	400	396	394	398	395	399	399	415	420	419	431	446	430	411	404	422	420	414	421	429	428	432	413
3	434	436	441	446	445	440	435	435	428	438	230	190	189	186	188	165	380	417	424	438	446	456	458	455	...
4	463	468	476	477	480	473	473	480	462	457	465	476	491	494	484	472	467	469	473	481	478	485	491	491	476
5	496	500	498	498	500	497	501	500	515	509	515	523	523	522	518	512	497	493	493	498	499	503	504	505	505
6	510	...	...	...	...	...	...	...	...	480	492	495	488	483	462	442	437	441	456	452	465	468	474	477	...
7	482	485	483	483	487	480	478	488	472	499	503	519	512	510	505	488	421	438	446	457	462	463	468	471	479
8	478	479	484	494	489	485	457	471	493	515	528	528	546	526	504	491	483	487	489	487	465	470	503	514	494
9	508	517	534	529	522	508	496	510	527	540	...	...	...	...	...	...	...	...	...	...	...	...	...	...	...
10	...	...	...	...	...	...	...	...	...	...	...	...	...	...	...	...	...	...	...	...	...	...	...	...	...
11	410	400	398	378	354	329	314	395	456	478	478	481	477	477	470	466	460	440	453	458	456	467	470	467	435
12	462	467	460	466	460	456	447	457	454	488	498	525	504	514	488	466	454	450	447	444	443	450	489	489	470
13	486	478	481	496	465	449	458	472	478	493	511	508	505	515	492	484	460	460	471	481	458	468	480	473	480
14	504	494	498	470	470	461	467	485	485	507	504	...	...	497	502	489	462	459	470	480	479	479	476	483	483
15	...	...	...	...	...	...	...	...	...	...	...	...	...	...	...	...	...	...	...	...	...	...	...	...	...
16	478	487	489	481	479	470	473	471	475	495	511	526	521	471	428	416	396	381	384	388	387	388	391	403	450
17	403	400	406	408	404	403	396	384	380	382	406	453	504	460	432	411	410	401	397	399	400	392	400	396	410
18	395	395	395	422	445	415	400	394	394	419	426	453	426	414	391	394	365	368	359	369	357	410	391	419	401
19	...	...	...	...	...	...	...	...	...	...	...	...	...	...	...	...	...	...	...	...	...	...	...	...	...
20	...	...	...	...	...	...	...	...	...	...	...	...	...	...	...	...	...	...	...	...	...	...	...	...	...
21	377	386	383	389	379	362	370	369	394	402	403	422	400	379	372	361	346	358	360	358	365	366	359	379	377
22	389	387	383	378	389	354	358	386	375	385	397	403	400	391	378	373	370	360	366	365	379	382	383	384	380
23	379	383	371	380	372	360	368	364	378	384	394	421	413	404	390	378	363	368	374	372	374	378	378	388	381
24	384	391	393	386	384	370	370	362	368	400	431	414	412	393	389	386	381	371	389	378	380	381	385	388	387
25	396	349	349	370	388	451	361	406	380	416	405	404	411	397	391	376	370	359	378	345	391	361	367	417	385
26	409	407	404	400	399	388	383	391	400	412	408	410	417	405	398	373	373	371	378	370	390	395	379	383	394
27	394	413	406	402	412	379	361	368	371	390	405	407	409	415	401	373	361	381	377	374	388	372	376	382	388
28	400	393	395	396	390	382	392	360	364	375	410	422	430	421	390	381	359	359	357	367	355	370	360	368	383
29	380	378	386	380	381	361	362	358	352	366	374	396	412	419	394	363	354	357	369	374	375	381	378	383	376
30	366	337	390	388	403	371	381	372	356	354	366	397	417	416	393	383	366	347	346	370	370	379	370	385	378
31	391	395	395	400	403	386	371	366	385	390	379	390	400	400	383	367	349	368	376	377	377	381	381	370	382
MEANS	420	420	420	421	420	410	403	410	414	430	438	448	450	445	429	416	402	402	406	408	410	414	416	424	420

TABLE 127

EARTH-CURRENT POTENTIALS AT WATHEROO MAGNETIC OBSERVATORY

JANUARY 1936 EXPRESSED IN TENTHS OF MILLIVOLTS — VALUES POSITIVE EXCEPT AS INDICATED JANUARY 1936

(THE TABULAR VALUES ARE AVERAGES FOR SUCCESSIVE PERIODS OF ONE HOUR AS INDICATED 120° EAST MERIDIAN MEAN TIME)

COMPONENT EASTWARD LINE OR LENGTH IN KMS 9.90 DIRECTION TRUE E

DAY	0-1	1-2	2-3	3-4	4-5	5-6	6-7	7-8	8-9	9-10	10-11	11-12	12-13	13-14	14-15	15-16	16-17	17-18	18-19	19-20	20-21	21-22	22-23	23-24	MEAN
1	-163	-169	-150	-150	-170	-171	-161	-148	-117	-149	-122	-139	-145	-150	-152	-151	-158	-154	-132	-130	-142	-129	-123	-114	-145
2	-120	-127	-129	-119	-127	-130	-138	-122	-110	-116	-104	-105	-120	-120	-117	-105	-113	-105	- 99	- 96	-100	- 94	- 89	- 84	-122
3	- 95	- 77	- 86	- 83	- 80	- 88	- 80	- 90	- 90	- 78	- 55	- 60	- 67	- 78	- 88	- 92	- 95	- 97	- 83	- 76	- 79	- 75	- 65	- 58	- 80
4	- 55	- 53	- 59	- 60	- 53	- 68	- 71	- 65	- 70	- 63	- 58	- 57	- 60	- 60	- 41	- 44	- 50	- 47	- 47	- 48	- 47	- 49	- 41	- 41	- 54
5	- 38	- 38	- 33	- 35	- 28	- 32	- 24	- 30	- 48	- 48	- 39	- 31	- 28	- 30	- 27	- 25	- 27	- 45	- 52	- 36	- 30	- 34	- 28	- 28	- 34
6	- 20	3	23	- 2	- 7	- 10	- 9	- 18	- 20	- 31	- 39	- 41	- 40	- 37	- 20	0	3	- 8	- 3	- 4	- 10	- 7	- 10	- 4	- 13
7	- 1	- 3	- 7	- 3	0	8	11	8	9	- 1	- 12	- 15	- 17	- 13	- 6	0	7	12	11	0	2	4	6	4	0
8	7	4	10	16	11	18	30	31	16	7	- 9	- 53	- 21	8	55	67	33	13	16	45	5	85	49	40	20
9	20	6	22	23	34	36	47	59	55	27	24	13	1	25	3	40	33	41	38	42	30	30	21	- 3	28
10	- 4	6	11	12	3	34	54	86	66	49	51	23	21	31	65	24	43	46	90	60	66	30	60	57	41
11	60	45	17	56	69	63	78	86	67	49	44	42	39	43	50	45	87	80	61	72	71	70	73	57	59
12	72	61	64	59	60	63	81	83	80	62	57	43	37	53	76	64	70	106	110	100	103	55	78	72	71
13	62	71	67	45	54	73	83	92	95	97	41	50	58	78	87	74	79	78	76	89	65	90	91	74	74
14	82	87	48	70	68	90	82	89	93	96	90	...	...	70	86	75	70	69	75	89	78	80	89	84	80
15	...	...	...	...	...	...	...	...	...	...	...	...	...	...	...	...	...	...	...	...	...	...	...	...	...
16	87	78	87	89	82	78	87	89	81	77	71	70	69	76	79	78	78	95	74	74	80	89	92	88	81
17	83	91	79	81	79	74	79	80	80	93	104	106	93	70	67	82	80	94	90	83	83	88	86	85	85
18	90	89	89	83	78	84	96	83	61	64	88	106	112	91	66	86	101	90	132	100	93	77	93	87	89
19	72	95	110	113	103	96	96	86	93	110	110	100	87	...	...	...	...	...	...	...	...	...	...	...	...
20	...	...	...	...	...	...	...	...	...	...	...	...	...	...	...	...	...	...	...	...	...	...	...	...	...
21	108	96	99	98	84	109	106	109	104	104	95	70	...	...	190	190	190	190	189	190	186	191	197	193	140
22	180	188	190	207	140	225	257	209	200	202	194	192	189	184	205	201	159	210	197	218	168	172	170	186	192
23	191	188	172	208	197	206	186	195	197	216	212	198	186	173	156	210	219	176	186	182	188	184	185	172	191
24	183	193	191	199	199	198	202	216	244	177	183	170	160	203	194	197	211	201	191	191	189	198	188	189	194
25	168	196	183	230	240	157	226	225	221	231	194	196	180	183	160	180	214	210	188	165	193	226	214	163	198
26	180	180	176	179	188	193	193	207	216	196	183	167	184	177	209	198	208	207	168	203	158	190	163	178	188
27	194	189	183	179	166	169	218	216	216	226	223	200	176	160	146	168	192	180	196	205	195	210	200	188	192
28	180	168	189	181	180	186	199	200	211	236	235	193	173	175	190	169	166	185	184	193	205	187	201	183	190
29	189	191	186	178	167	190	188	201	217	218	231	196	177	157	155	174	193	191	182	188	196	197	200	203	190
30	194	204	193	185	183	200	189	193	191	210	230	210	195	179	185	170	179	200	195	213	213	187	189	206	191
31	206	182	210	191	184	183	193	218	200	201	217	220	216	202	180	167	192	179	192	188	196	198	201	198	196
MEANS	73	73	72	76	72	76	84	89	88	84	80	73	68	68	77	80	84	86	87	89	84	88	89	85	80

TABLE 128

EARTH-CURRENT POTENTIALS AT WATHEROO MAGNETIC OBSERVATORY

FEBRUARY 1936 EXPRESSED IN TENTHS OF MILLIVOLTS — VALUES POSITIVE EXCEPT AS INDICATED FEBRUARY 1936

(THE TABULAR VALUES ARE AVERAGES FOR SUCCESSIVE PERIODS OF ONE HOUR AS INDICATED 120° EAST MERIDIAN MEAN TIME)

COMPONENT NORTHWARD LINE OQ LENGTH IN KMS 3.425 DIRECTION TRUE N

DAY	0-1	1-2	2-3	3-4	4-5	5-6	6-7	7-8	8-9	9-10	10-11	11-12	12-13	13-14	14-15	15-16	16-17	17-18	18-19	19-20	20-21	21-22	22-23	23-24	MEAN
1	386	369	368	371	372	365	357	364	368	367	395	407	420	424	411	387	354	346	356	374	373	370	383	381	378
2	393	391	395	387	385	377	372	380	378	396	403	406	416	406	396	379	372	376	366	372	380	376	383	375	386
3	390	387	395	395	400	402	388	393	369	395	401	425	423	404	398	379	371	378	377	380	389	393	389	394	392
4	388	382	398	392	391	388	379	400	401	407	420	430	417	403	398	383	355	350	368	380	390	381	391	389	391
5	388	388	402	405	401	391	378	375	381	416	430	433	420	446	409	402	364	364	369	382	383	384	393	390	396
6	390	397	403	398	394	389	379	361	350	383	431	447	438	430	407	393	376	377	396	396	396	391	401	403	397
7	400	403	414	416	412	407	393	380	389	419	447	459	455	440	415	391	383	375	371	374	386	390	390	400	404
8	405	408	411	409	405	395	396	383	390	420	430	447	442	436	413	391	373	377	390	403	402	401	404	403	406
9	418	409	410	420	420	420	399	390	387	417	458	466	456	440	428	406	400	392	386	390	389	389	399	414	413
10	420	427	420	414	423	398	381	367	388	393	427	438	477	450	423	389	370	357	379	384	385	399	393	380	403
11	408	405	412	418	415	396	395	381	377	382	393	415	453	451	422	391	343	361	377	397	388	391	390	402	398
12	402	403	395	389	367	351	352	361	377	390	409	436	469	459	429	397	371	371	378	389	381	397	396	410	395
13	406	400	389	377	360	357	348	370	379	385	406	416	431	450	440	415	398	397	387	392	392	401	404	409	396
14	400	406	413	416	414	413	404	392	373	385	407	435	457	450	429	407	400	400	389	406	400	403	399	355	406
15	410	430	415	424	410	410	400	383	385	403	418	432	432	430	411	396	386	379	384	389	400	389	410	390	405
16	408	417	427	418	420	409	400	383	399	397	420	431	437	433	420	407	382	379	389	373	407	387	399	386	405
17	399	435	429	427	441	396	381	369	385	404	401	427	429	433	420	389	381	389	373	380	387	383	394	395	402
18	415	407	447	398	422	421	395	389	391	399	425	429	445	423	390	377	368	370	380	386	389	393	392	400	402
19	400	401	415	413	411	396	388	375	375	392	415	426	430	440	424	403	388	390	380	377	396	402	392	403	401
20	390	406	430	415	445	399	404	378	383	391	408	410	427	434	416	397	399	392	391	393	396	402	400	404	405
21	415	414	416	423	400	394	380	385	373	383	407	439	470	451	417	399	393	382	378	381	391	372	384	419	403
22	412	438	407	435	430	422	400	389	398	420	412	446	444	434	424	416	401	382	400	394	399	383	391	402	412
23	441	434	433	422	430	418	388	380	372	395	415	433	438	465	457	425	402	388	391	400	403	377	406	409	413
24	406	425	431	413	397	387	373	411	390	401	418	432	450	444	431	421	410	401	403	403	408	427	423	417	413
25	402	408	424	428	422	431	407	388	375	387	431	445	470	470	453	422	378	377	396	397	399	377	398	402	412
26	391	403	388	372	388	391	390	377	383	395	407	444	459	453	426	400	395	383	390	401	404	383	391	406	401
27	420	404	442	441	403	417	400	408	384	386	408	420	440	453	424	405	393	387	399	400	388	403	399	411	410
28	413	428	423	431	429	426	411	400	388	388	408	435	459	455	441	404	393	396	403	404	410	411	412	417	416
29	418	422	423	428	418	417	411	394	390	386	404	427	449	440	418	402	382	379	380	395	389	394	399	387	406
MEANS	405	408	413	410	408	399	388	383	382	396	416	432	443	440	420	399	382	379	384	389	393	391	397	398	402

TABLE 129

EARTH-CURRENT POTENTIALS AT WATHEROO MAGNETIC OBSERVATORY

FEBRUARY 1936 EXPRESSED IN TENTHS OF MILLIVOLTS — VALUES POSITIVE EXCEPT AS INDICATED FEBRUARY 1936

(THE TABULAR VALUES ARE AVERAGES FOR SUCCESSIVE PERIODS OF ONE HOUR AS INDICATED 120° EAST MERIDIAN MEAN TIME)

COMPONENT EASTWARD LINE OR LENGTH IN KMS 9.90 DIRECTION TRUE E

DAY	0-1	1-2	2-3	3-4	4-5	5-6	6-7	7-8	8-9	9-10	10-11	11-12	12-13	13-14	14-15	15-16	16-17	17-18	18-19	19-20	20-21	21-22	22-23	23-24	MEAN
1	180	210	206	204	195	190	203	190	207	215	219	218	204	184	170	168	187	200	203	197	200	199	211	207	199
2	209	208	204	210	193	196	199	209	208	215	216	200	189	187	200	206	199	184	197	197	204	204	200	204	202
3	216	220	216	238	225	200	212	193	208	194	209	197	199	207	210	190	214	211	195	194	199	189	190	203	205
4	208	195	199	220	213	198	214	230	208	204	200	183	184	190	197	229	251	232	207	200	199	200	198	208	207
5	206	208	199	207	220	213	223	221	216	178	178	180	199	203	190	192	229	213	201	208	196	215	192	194	203
6	197	197	200	200	206	208	209	218	230	210	202	184	184	180	192	205	215	211	214	214	214	211	210	210	205
7	198	206	216	212	213	219	221	232	232	214	180	170	177	183	198	223	208	220	217	217	212	214	214	203	208
8	204	205	200	213	210	215	211	235	238	220	184	165	177	192	200	212	212	224	228	210	212	212	211	208	208
9	206	196	217	215	222	196	218	231	253	226	180	171	178	167	176	184	225	227	220	200	252	225	208	188	208
10	198	178	205	197	200	210	214	252	242	235	213	170	165	172	193	190	207	215	242	219	222	207	215	188	206
11	160	220	215	195	207	222	215	219	229	233	233	207	173	175	171	203	204	242	200	207	217	205	202	216	207
12	207	204	203	200	204	207	204	219	217	221	233	227	188	162	170	185	209	207	220	217	207	217	230	211	207
13	208	207	194	205	198	200	201	216	220	218	208	210	197	192	192	195	208	211	214	216	220	220	227	219	208
14	219	205	209	205	207	205	207	212	218	232	217	205	186	183	192	207	214	193	225	210	200	195	243	242	210
15	255	219	217	196	202	210	219	229	228	257	214	179	170	199	217	220	218	228	212	222	222	203	217	219	216
16	223	210	213	215	210	208	215	227	210	222	220	212	208	195	198	195	215	210	213	227	220	205	187	277	214
17	215	198	226	204	218	163	213	220	233	239	204	242	225	187	195	229	215	189	223	217	239	218	216	203	214
18	200	184	214	231	242	219	226	240	242	230	204	184	164	171	198	213	208	210	211	212	194	218	220	210	210
19	189	209	224	215	212	211	220	221	228	226	223	212	195	165	205	224	213	214	217	217	217	204	196	188	210
20	224	220	203	187	240	195	226	239	274	230	208	201	205	188	208	231	211	206	205	208	211	206	209	193	214
21	203	217	217	199	230	219	222	222	240	241	228	212	198	217	210	200	207	221	239	223	210	264	227	193	219
22	186	139	252	210	211	213	241	255	256	220	198	213	225	171	198	228	241	231	203	210	220	176	219	217	214
23	200	199	198	202	191	208	215	239	249	247	221	211	195	191	194	188	207	211	210	225	221	219	227	220	212
24	217	204	193	160	227	211	225	230	250	242	233	214	181	189	200	196	200	210	218	224	230	208	200	208	211
25	208	203	195	205	204	207	210	215	237	251	233	211	193	188	178	189	207	210	210	210	226	267	235	189	212
26	213	203	205	146	210	221	219	234	252	231	220	214	205	169	203	183	202	218	235	241	228	226	236	224	214
27	184	223	183	171	205	212	220	207	230	234	251	200	205	219	193	193	210	207	181	216	196	243	216	227	209
28	208	199	215	210	193	196	207	214	228	226	221	216	200	180	201	200	199	209	201	203	208	214	209	219	207
29	219	209	210	205	201	198	204	212	226	229	215	204	191	184	188	190	200	214	214	194	207	207	203	227	206
MEANS	206	203	209	203	211	206	215	224	231	226	213	200	192	186	194	202	212	213	213	212	214	214	213	211	209

TABLE 130

EARTH-CURRENT POTENTIALS AT WATHEROO MAGNETIC OBSERVATORY

MARCH 1936 EXPRESSED IN TENTHS OF MILLIVOLTS — VALUES POSITIVE EXCEPT AS INDICATED MARCH 1936

(THE TABULAR VALUES ARE AVERAGES FOR SUCCESSIVE PERIODS OF ONE HOUR AS INDICATED 120° EAST MERIDIAN MEAN TIME)

COMPONENT NORTHWARD LINE OQ LENGTH IN KMS 3.425 DIRECTION TRUE N

DAY	0-1	1-2	2-3	3-4	4-5	5-6	6-7	7-8	8-9	9-10	10-11	11-12	12-13	13-14	14-15	15-16	16-17	17-18	18-19	19-20	20-21	21-22	22-23	23-24	MEAN
1	406	410	406	405	409	408	407	389	380	396	409	433	437	423	419	391	366	379	389	394	393	392	395	401	402
2	402	400	395	393	397	398	390	377	380	379	403	419	442	432	411	399	380	380	388	392	389	394	393	396	397
3	...	...	...	...	...	...	...	...	...	...	...	...	...	...	...	...	...	...	...	...	...	...	...	...	...
4	367	347	333	322	317	311	306	342	345	352	384	408	430	429	406	381	363	352	356	362	362	359	363	362	361
5	367	368	368	364	368	359	357	350	333	350	370	388	408	411	434	448	367	358	347	345	340	341	343	353	368
6	355	358	358	352	351	356	338	324	329	329	356	380	398	417	393	360	348	333	338	341	353	355	358	360	356
7	356	373	366	359	351	356	334	336	331	343	357	373	398	414	384	376	349	332	337	348	349	351	354	360	358
8	370	371	370	364	364	358	349	346	344	357	367	385	396	396	391	379	349	351	353	354	357	359	350	357	364
9	356	372	376	372	374	368	365	340	331	343	371	388	420	419	392	368	346	340	355	350	328	373	363	360	365
10	379	393	367	389	377	369	360	340	344	347	373	389	406	410	399	383	352	340	360	356	357	357	363	363	370
11	365	370	371	376	378	376	360	354	334	342	375	400	417	413	387	361	345	338	350	353	355	358	358	356	366
12	363	370	372	370	370	367	362	359	350	351	363	383	398	395	384	366	351	344	349	354	352	353	356	361	364
13	361	363	366	370	369	368	360	361	355	357	365	379	388	391	381	363	341	344	350	349	352	352	356	356	362
14	359	365	361	364	362	358	341	342	350	355	372	373	387	373	359	341	324	338	348	357	355	354	353	353	356
15	346	347	359	368	361	356	343	340	358	353	366	374	382	382	363	349	329	347	344	345	354	353	352	355	355
16	355	347	353	362	367	367	358	355	353	356	365	380	389	368	361	353	353	354	356	362	357	355	359	358	360
17	357	363	362	359	366	360	351	338	341	354	372	372	378	373	357	346	332	331	353	351	355	351	354	353	355
18	353	364	366	370	374	354	359	343	350	365	361	376	378	378	381	356	342	357	347	335	358	367	356	357	360
19	369	367	358	365	371	379	358	337	358	360	374	388	389	380	369	338	345	336	342	337	348	356	363	361	360
20	363	357	353	362	343	349	323	321	339	347	353	380	390	381	370	350	345	343	348	340	332	337	364	347	352
21	269	333	359	365	369	360	347	340	359	343	384	380	375	378	354	360	349	329	307	349	346	357	346	363	351
22	379	371	378	372	371	361	354	361	360	356	354	369	373	371	361	358	354	340	340	343	334	340	358	355	359
23	361	365	363	362	378	350	346	344	342	350	373	379	383	366	362	350	343	339	274	333	356	354	350	340	353
24	...	...	...	...	...	...	...	...	...	...	...	...	...	...	...	...	...	...	...	...	...	...	...	...	...
25	370	364	364	361	378	374	333	360	328	350	350	348	357	362	355	342	340	341	333	328	353	335	357	362	352
26	358	355	358	357	353	373	364	357	329	310	320	327	355	366	360	353	346	341	344	351	351	349	356	360	350
27	360	359	357	367	350	374	367	321	338	334	345	355	355	368	358	345	356	315	318	333	340	347	352	355	349
28	358	351	360	385	350	363	362	352	350	373	372	370	363	355	354	340	330	332	344	351	349	354	350	345	355
29	349	350	354	360	341	346	336	341	338	336	357	378	384	378	361	343	330	332	357	344	346	350	351	360	351
30	366	357	350	337	327	310	286	300	329	341	355	388	390	379	355	342	341	329	339	342	348	350	351	352	344
31	353	353	353	353	351	352	343	334	363	336	363	383	379	373	356	349	331	329	330	331	338	324	336	345	348
MEANS	361	364	364	366	363	361	350	345	346	350	366	381	391	389	376	362	346	342	345	349	352	354	357	359	360

TABLE 131

EARTH-CURRENT POTENTIALS AT WATHEROO MAGNETIC OBSERVATORY

MARCH 1936 EXPRESSED IN TENTHS OF MILLIVOLTS — VALUES POSITIVE EXCEPT AS INDICATED **MARCH 1936**

(THE TABULAR VALUES ARE AVERAGES FOR SUCCESSIVE PERIODS OF ONE HOUR AS INDICATED 120° EAST MERIDIAN MEAN TIME)

COMPONENT EASTWARD LINE OR LENGTH IN KMS 9.90 DIRECTION TRUE E

DAY	0-1	1-2	2-3	3-4	4-5	5-6	6-7	7-8	8-9	9-10	10-11	11-12	12-13	13-14	14-15	15-16	16-17	17-18	18-19	19-20	20-21	21-22	22-23	23-24	MEAN
1	213	205	192	214	209	204	203	202	213	217	211	193	215	195	179	200	236	210	200	202	196	204	213	214	206
2	214	215	211	210	214	207	205	203	211	202	197	191	204	203	200	210	208	207	204	209	209	210	213	212	207
3	209	216	215	219	211	217	205	212	215	210	193	185	180	207	200	212	203	199	195	194	196	196	197	200	204
4	199	206	202	198	203	196	190	202	216	217	204	188	183	174	187	196	200	205	197	207	203	203	199	200	199
5	200	200	200	200	199	210	201	217	230	211	190	180	188	187	250	207	218	210	210	206	200	204	209	199	205
6	196	196	204	200	203	206	206	199	207	207	196	200	196	170	190	182	194	209	226	207	220	208	204	213	201
7	195	202	200	200	203	209	215	223	211	213	209	185	187	198	196	189	203	217	220	211	216	219	205	204	205
8	204	201	202	203	204	208	210	215	227	208	187	188	194	192	192	191	218	210	217	240	229	205	219	237	208
9	215	202	202	199	205	200	196	213	221	217	218	201	189	173	170	196	209	209	209	233	251	213	213	211	207
10	195	175	188	186	195	202	206	210	223	210	207	219	191	198	205	181	207	201	200	223	215	197	195	198	201
11	208	196	197	195	195	194	200	208	208	208	189	179	181	180	184	202	208	208	209	203	207	209	209	206	199
12	204	193	192	190	193	194	195	201	206	201	192	186	183	178	180	197	213	210	206	214	210	209	213	211	199
13	203	201	196	192	191	192	199	206	207	197	185	181	186	187	180	183	200	199	207	209	197	205	206	207	196
14	200	190	193	204	195	191	203	210	209	189	174	167	179	186	190	200	215	205	193	191	203	200	207	207	196
15	206	205	209	190	189	199	191	210	209	193	191	190	196	188	197	210	208	188	190	200	199	206	211	197	199
16	201	210	218	206	197	190	200	200	203	183	177	183	222	188	200	192	196	200	193	197	200	208	204	209	199
17	210	206	202	200	202	199	197	210	193	204	212	205	204	207	201	193	191	190	186	187	196	195	202	199	199
18	210	197	194	201	182	191	202	202	190	208	203	192	190	193	196	209	193	188	195	189	194	187	192	198	196
19	192	202	207	200	203	205	205	222	190	195	196	195	177	183	194	191	189	187	189	194	180	195	193	186	195
20	191	191	196	169	216	195	205	199	210	195	206	228	181	190	196	210	213	238	168	199	220	214	164	190	199
21	201	197	189	192	191	183	175	206	206	208	183	195	210	200	205	215	198	235	263	193	189	154	168	175	197
22	181	188	180	173	201	217	207	202	229	191	177	171	183	179	181	188	200	200	203	215	190	223	179	186	194
23	181	184	173	196	174	211	205	205	203	202	197	188	208	179	193	209	217	205	180	177	180	186	168	199	192
24	...	...	...	...	...	...	...	...	...	...	...	...	...	...	...	...	...	...	...	...	...	...	...	...	...
25	178	180	157	190	181	193	205	209	212	213	209	160	168	177	202	203	191	203	201	190	194	209	207	177	192
26	184	179	170	169	170	171	208	204	231	240	194	200	184	201	187	171	170	177	190	180	197	200	196	193	190
27	190	188	180	170	172	176	183	195	211	222	192	180	173	173	198	185	193	199	200	220	193	195	185	191	190
28	172	183	197	167	167	183	196	207	227	187	190	181	191	186	181	185	179	179	179	184	188	193	204	197	188
29	196	189	187	180	188	180	183	183	189	200	216	200	196	189	191	180	188	190	180	187	209	197	186	185	190
30	187	188	184	178	171	181	181	189	203	207	195	184	180	180	193	189	174	179	188	183	182	186	190	191	186
31	194	190	190	191	187	186	186	190	187	183	173	189	197	194	197	210	198	197	193	191	169	198	174	200	190
MEANS	197	196	194	193	194	196	199	205	210	205	195	190	190	188	194	196	201	202	200	201	201	201	198	200	198

TABLE 132

EARTH-CURRENT POTENTIALS AT WATHEROO MAGNETIC OBSERVATORY

APRIL 1936 — EXPRESSED IN TENTHS OF MILLIVOLTS — VALUES POSITIVE EXCEPT AS INDICATED — APRIL 1936

(THE TABULAR VALUES ARE AVERAGES FOR SUCCESSIVE PERIODS OF ONE HOUR AS INDICATED 120° EAST MERIDIAN MEAN TIME)

COMPONENT NORTHWARD LINE OQ LENGTH IN KMS 3.425 DIRECTION TRUE N

DAY	0-1	1-2	2-3	3-4	4-5	5-6	6-7	7-8	8-9	9-10	10-11	11-12	12-13	13-14	14-15	15-16	16-17	17-18	18-19	19-20	20-21	21-22	22-23	23-24	MEAN
1	357	347	341	333	327	318	313	328	323	322	338	366	370	370	358	337	328	327	340	335	338	343	334	308	338
2	355	361	335	370	362	357	347	348	337	343	359	362	373	375	359	346	344	335	343	343	347	347	348	354	352
3	355	358	356	354	349	367	341	340	340	345	350	359	371	366	359	337	330	334	340	333	344	333	343	334	347
4	346	346	331	345	367	346	337	349	347	343	351	367	368	359	380	291	341	344	342	344	341	346	349	354	347
5	350	354	356	351	350	347	340	337	342	349	365	373	363	359	346	333	330	327	330	331	336	336	340	350	346
6	345	345	343	348	344	340	336	328	320	328	348	368	373	371	358	346	336	328	329	335	338	345	346	346	344
7	345	348	349	349	346	338	333	321	316	335	353	375	371	370	360	346	310	316	328	326	330	327	326	345	340
8	346	351	354	354	343	345	337	323	319	335	364	386	385	372	350	335	317	335	331	327	321	340	354	349	345
9	345	337	331	333	328	319	307	317	325	340	361	372	376	369	361	340	336	333	343	339	333	340	343	343	340
10	345	352	350	350	353	344	339	330	330	342	360	372	367	364	353	340	339	335	340	340	340	340	344	344	346
11	349	353	347	345	345	346	333	327	326	350	365	373	368	363	342	337	339	328	333	332	336	339	340	335	344
12	321	310	296	293	293	295	290	278	302	323	360	369	354	345	342	333	332	331	325	331	339	340	315	338	323
13	347	322	325	320	311	322	283	286	320	338	340	367	363	347	343	345	326	329	337	333	325	352	357	343	332
14	336	352	356	360	363	354	338	331	339	338	357	367	362	360	345	346	331	330	339	350	345	344	345	345	347
15	351	338	333	340	305	334	314	320	322	332	350	366	373	354	340	330	310	328	325	323	329	338	355	350	336
16	327	347	363	369	346	343	333	341	338	350	349	357	361	365	340	338	329	331	346	348	345	353	356	356	347
17	358	357	365	360	364	358	352	340	347	357	356	356	360	362	359	338	338	334	346	349	347	354	358	349	353
18	333	362	359	354	391	340	351	324	343	360	357	358	359	342	337	340	323	326	335	340	341	347	340	339	346
19	...	...	...	...	...	...	...	...	...	...	...	...	...	...	...	...	...	...	...	...	...	...	...	...	...
20	...	...	...	...	...	...	...	...	...	...	...	...	...	...	...	...	...	...	...	...	...	...	...	...	...
21	276	233	300	269	289	295	256	231	239	252	253	266	279	272	278	267	203	258	257	219	218	245	284	304	260
22	284	271	276	263	250	291	273	247	220	222	245	255	224	245	228	223	226	236	232	229	244	237	246	248	246
23	250	274	228	225	203	202	175	184	200	222	224	244	260	252	267	230	228	222	248	241	235	241	204	233	229
24	255	244	258	247	260	220	221	185	216	233	249	268	280	260	259	256	220	246	253	240	253	233	262	255	245
25	265	260	254	247	229	220	219	222	213	215	250	253	278	260	257	239	244	237	243	217	251	241	252	262	243
26	259	262	262	260	262	263	250	235	225	223	239	262	280	267	260	242	225	214	231	243	239	246	246	247	248
27	246	245	226	223	216	212	196	177	196	232	249	264	273	269	265	255	240	239	240	240	238	239	247	253	237
28	245	255	240	243	245	240	234	222	223	221	242	259	265	257	252	250	220	223	235	236	241	243	246	247	241
29	237	245	256	251	256	263	237	231	239	242	246	251	249	236	230	229	221	221	238	237	237	239	240	243	241
30	...	...	...	...	...	...	...	...	...	...	...	...	...	...	...	...	...	...	...	...	...	...	...	...	...
MEANS	316	316	314	313	311	308	296	289	293	303	318	331	334	327	320	306	295	298	305	302	305	308	312	314	310

TABLE 133

EARTH-CURRENT POTENTIALS AT WATHEROO MAGNETIC OBSERVATORY

APRIL 1936 EXPRESSED IN TENTHS OF MILLIVOLTS — VALUES POSITIVE EXCEPT AS INDICATED APRIL 1936

(THE TABULAR VALUES ARE AVERAGES FOR SUCCESSIVE PERIODS OF ONE HOUR AS INDICATED 120° EAST MERIDIAN MEAN TIME)

COMPONENT EASTWARD LINE OR LENGTH IN KMS 9.90 DIRECTION TRUE E

DAY	0-1	1-2	2-3	3-4	4-5	5-6	6-7	7-8	8-9	9-10	10-11	11-12	12-13	13-14	14-15	15-16	16-17	17-18	18-19	19-20	20-21	21-22	22-23	23-24	MEAN
1	191	192	188	194	179	180	176	179	184	183	180	179	193	198	195	197	186	186	189	188	190	190	221	230	190
2	222	180	185	209	194	196	181	181	190	188	177	174	187	185	188	191	179	183	183	180	190	185	184	193	188
3	189	174	190	187	195	173	196	193	191	198	174	157	173	173	173	211	187	195	205	200	179	188	196	191	187
4	200	195	210	204	200	212	215	210	183	180	170	180	191	201	213	200	175	186	180	187	191	188	183	180	193
5	181	187	183	186	189	192	198	200	194	182	168	172	189	176	191	186	193	192	192	193	190	197	193	188	188
6	180	170	194	190	184	190	190	193	191	192	190	179	180	176	168	180	205	204	204	183	189	187	184	183	187
7	187	177	182	189	185	191	191	193	201	199	193	180	173	160	169	177	184	194	210	225	218	223	207	179	191
8	178	188	172	179	179	183	188	194	198	198	187	177	175	178	176	210	225	180	218	223	215	170	168	182	189
9	179	180	164	180	185	189	200	197	191	202	206	200	194	199	179	205	197	211	214	224	231	216	217	216	199
10	217	213	213	207	197	219	220	225	228	215	194	194	200	197	207	207	210	220	221	225	226	220	233	222	214
11	217	212	210	208	214	210	217	228	229	222	205	190	195	204	215	217	222	226	232	229	214	215	213	213	215
12	217	205	200	202	211	206	210	229	222	223	211	210	208	206	194	204	210	219	245	259	209	223	233	228	216
13	214	223	210	214	203	183	239	209	214	213	210	200	224	210	204	214	210	207	219	203	213	240	227	236	214
14	193	233	224	219	180	228	215	209	216	215	203	219	210	215	210	220	226	212	220	208	209	220	227	226	215
15	230	210	236	181	234	233	226	219	228	225	210	203	209	208	246	228	267	227	233	258	206	174	204	217	221
16	200	215	226	207	213	210	211	219	233	207	214	217	211	242	226	217	209	206	211	210	210	218	223	220	216
17	223	223	220	215	213	214	215	219	230	200	207	207	216	225	223	233	213	223	222	222	216	213	213	257	219
18	177	228	219	232	167	220	235	256	249	246	210	234	228	259	244	245	200	202	196	200	200	220	221	230	222
19	207	212	210	195	231	233	221	225	219	203	207	209	179	234	224	206	214	252	230	228	210	204	202	194	214
20	211	257	236	211	213	175	230	263	190	234	242	200	231	236	244	235	208	202	215	230	242	239	228	189	223
21	200	158	165	239	224	226	235	256	238	247	204	200	193	211	228	240	209	206	227	259	240	221	207	190	218
22	207	163	162	233	176	250	238	197	248	230	263	270	198	210	275	205	247	234	204	228	240	207	177	219	220
23	213	183	200	200	214	210	230	215	220	224	248	220	199	232	170	223	211	199	225	222	203	213	254	226	214
24	215	191	227	210	203	209	210	237	231	226	223	224	219	240	205	206	218	208	230	230	225	223	228	228	219
25	208	214	214	209	209	212	210	229	228	234	223	214	218	210	210	212	200	208	219	261	232	228	224	220	219
26	222	190	217	215	213	204	212	220	240	251	239	211	203	208	210	210	205	202	208	218	225	225	223	224	216
27	221	212	213	210	210	207	208	207	219	220	234	238	223	217	213	208	209	210	212	213	221	229	229	223	217
28	213	194	230	215	219	213	207	200	213	220	227	236	250	237	223	215	227	203	205	215	219	229	228	215	219
29	212	242	228	223	223	197	215	208	207	218	234	233	225	219	222	207	205	209	218	214	214	220	220	217	218
30	...	...	...	...	...	...	...	...	...	...	...	...	...	...	...	...	...	...	...	...	...	...	...	...	...
MEANS	204	200	204	206	202	206	212	214	215	214	209	204	203	209	208	211	209	207	213	218	213	211	213	212	209

TABLE 134

EARTH-CURRENT POTENTIALS AT WATHEROO MAGNETIC OBSERVATORY

MAY 1936 — EXPRESSED IN TENTHS OF MILLIVOLTS — VALUES POSITIVE EXCEPT AS INDICATED — MAY 1936

(THE TABULAR VALUES ARE AVERAGES FOR SUCCESSIVE PERIODS OF ONE HOUR AS INDICATED 120° EAST MERIDIAN MEAN TIME)

COMPONENT NORTHWARD LINE OQ LENGTH IN KMS 3.425 DIRECTION TRUE N

DAY	0-1	1-2	2-3	3-4	4-5	5-6	6-7	7-8	8-9	9-10	10-11	11-12	12-13	13-14	14-15	15-16	16-17	17-18	18-19	19-20	20-21	21-22	22-23	23-24	MEAN
1	...	...	...	...	...	...	...	...	...	...	...	...	...	...	...	...	...	...	...	...	...	...	...	...	...
2	229	227	220	221	210	214	210	212	232	246	261	260	256	250	238	234	231	225	231	226	220	230	220	236	231
3	238	237	233	230	231	227	223	220	226	240	235	247	250	257	240	229	223	217	216	216	219	220	226	221	230
4	226	230	227	218	219	220	225	221	221	220	234	237	247	245	238	216	213	212	209	204	210	196	204	200	220
5	214	209	218	207	208	230	219	209	196	214	221	237	239	240	240	222	232	220	212	208	209	209	207	214	218
6	212	207	205	203	195	191	194	187	202	218	221	238	240	237	230	225	215	211	211	206	206	203	209	208	211
7	213	211	215	204	206	210	208	198	198	212	227	237	244	235	222	216	211	207	205	200	207	214	211	210	213
8	210	207	212	206	206	208	210	220	223	223	222	236	239	242	231	217	210	206	203	...	...	...	...	...	...
9	...	...	...	...	...	...	...	...	...	...	...	...	...	...	...	...	...	...	...	...	...	...	...	...	...
10	237	242	229	228	224	222	215	208	211	223	241	265	277	268	266	248	237	238	237	237	231	231	240	240	237
11	231	236	231	227	227	242	234	239	230	244	250	257	278	270	263	255	228	230	234	240	229	229	232	238	241
12	241	239	239	231	232	232	219	208	199	232	243	256	274	280	250	236	236	225	229	225	226	227	230	254	236
13	233	250	268	239	246	262	233	238	206	238	233	253	267	253	240	232	226	233	223	240	229	231	230	229	239
14	236	225	225	228	224	246	233	229	219	218	239	249	248	244	244	213	204	204	209	212	214	210	219	195	224
15	233	218	238	214	227	224	223	220	214	226	219	217	206	221	227	217	204	203	198	192	194	200	199	198	214
16	201	198	197	188	183	165	186	193	203	206	226	229	223	219	221	208	185	187	182	195	153	186	215	217	199
17	213	200	205	228	213	190	210	210	202	203	223	210	213	226	216	218	186	198	193	197	191	196	190	204	206
18	188	191	200	192	191	190	196	196	203	206	223	214	207	220	224	195	196	180	190	196	184	205	200	200	200
19	217	206	216	205	205	194	206	216	208	209	204	230	212	239	213	209	204	186	173	185	204	203	196	197	206
20	206	203	203	212	175	202	195	180	170	210	217	216	228	235	224	212	180	207	198	191	197	200	181	189	201
21	...	...	...	...	...	...	...	...	...	...	...	...	...	...	...	...	...	...	...	...	...	...	...	...	...
22	269	304	281	280	293	278	288	274	265	260	284	287	291	293	300	281	268	267	268	270	263	252	262	273	277
23	266	271	266	263	259	253	249	242	242	252	262	281	286	289	283	271	257	252	259	256	260	263	263	267	266
24	265	267	264	264	266	264	262	259	243	248	255	267	278	282	279	267	256	254	257	256	254	249	254	257	261
25	250	250	250	247	248	247	245	237	233	240	246	268	277	275	281	267	251	250	253	252	254	253	254	256	254
26	253	259	253	261	246	245	243	238	233	246	258	267	266	274	278	262	272	254	240	241	231	237	258	247	253
27	243	250	250	261	255	252	256	245	240	248	250	269	275	281	276	258	235	154	146	176	193	170	115	144	227
28	180	210	208	217	216	214	223	198	203	243	253	269	280	275	270	262	247	252	253	258	251	250	259	259	240
29	253	250	247	247	244	242	239	239	235	240	247	253	273	273	266	259	250	246	256	236	217	220	254	241	247
30	...	...	...	...	...	...	...	...	...	...	...	...	...	...	...	...	...	...	...	...	...	...	...	...	...
31	...	...	...	...	...	...	...	...	...	...	...	...	...	...	...	...	...	...	...	...	...	...	...	...	...
MEANS	230	232	232	229	225	226	225	221	217	230	239	248	253	255	249	236	226	220	219	221	218	219	221	224	230

TABLE 135

EARTH-CURRENT POTENTIALS AT WATHEROO MAGNETIC OBSERVATORY

EXPRESSED IN TENTHS OF MILLIVOLTS — VALUES POSITIVE EXCEPT AS INDICATED MAY 1936

(THE TABULAR VALUES ARE AVERAGES FOR SUCCESSIVE PERIODS OF ONE HOUR AS INDICATED 120° EAST MERIDIAN MEAN TIME)

COMPONENT [illegible] LINE CR LENGTH IN KMS 9.90 DIRECTION TRUE E

DAY	0-1	1-2	2-3	3-4	4-5	5-6	6-7	7-8	8-9	9-10	10-11	11-12	12-13	13-14	14-15	15-16	16-17	17-18	18-19	19-20	20-21	21-22	22-23	23-24	MEAN
1	...	...	...	...	...	...	...	...	...	...	...	...	...	...	...	...	...	...	...	...	...	...	...	...	...
2	876	850	879	871	880	876	872	863	862	881	879	873	873	893	898	883	876	873	880	888	889	880	861	872	878
3	869	870	868	874	870	868	860	851	854	860	872	869	869	853	853	855	865	866	867	866	861	858	860	862	863
4	861	864	857	854	858	854	842	835	841	858	852	859	864	865	855	853	842	858	861	862	860	874	890	858	857
5	838	835	825	854	852	810	862	846	841	840	847	835	842	840	847	855	847	841	853	850	844	841	834	810	841
6	836	830	836	831	824	837	829	822	836	836	828	824	828	837	831	830	827	822	838	830	837	842	831	822	831
7	821	811	817	820	823	820	823	825	825	833	820	810	793	804	815	820	824	828	831	836	832	825	816	815	820
8	813	810	805	807	813	829	845	853	859	872	842	814	795	792	797	804	809	815	809	821	814	812	810	804	818
9	800	784	788	791	791	796	799	798	807	808	812	804	792	789	783	781	784	790	800	803	806	806	793	795	796
10	789	785	782	779	783	781	780	782	791	796	799	785	786	783	780	778	764	773	796	817	820	789	778	787	787
11	757	785	763	795	794	770	757	749	760	781	781	784	771	773	765	737	792	796	780	785	807	787	810	780	779
12	775	768	770	770	757	766	769	782	765	784	782	773	803	790	763	771	808	726	753	788	772	780	747	760	772
13	772	753	753	765	765	776	754	768	790	765	771	763	756	752	734	741	737	752	756	742	758	760	764	765	759
14	752	756	757	749	750	737	742	758	752	762	763	763	756	736	751	751	761	743	764	761	756	762	739	776	754
15	752	756	709	760	747	750	739	737	733	739	737	757	777	752	743	742	772	714	743	737	730	732	739	738	743
16	734	738	734	735	711	726	722	726	736	757	767	733	759	781	730	743	753	763	722	730	797	724	736	726	741
17	730	733	730	720	735	736	729	700	711	714	732	729	733	749	773	720	742	697	725	722	719	724	717	713	726
18	719	726	721	722	713	723	712	730	726	690	720	737	720	733	778	755	726	709	702	740	728	704	721	714	724
19	710	715	703	715	722	713	730	719	726	726	740	717	720	733	717	709	717	724	737	747	730	725	706	674	720
20	722	736	695	682	694	735	723	716	709	713	712	731	720	711	716	693	747	698	698	704	702	714	650	722	709
21	711	693	690	714	707	718	680	695	686	669	672	692	694	689	685	672	659	679	687	687	689	668	654	685	686
22	651	656	674	676	690	680	670	678	687	690	674	671	680	684	682	690	686	699	712	711	722	715	708	721	689
23	725	726	735	745	752	770	787	793	806	826	832	843	849	838	850	869	884	914	932	956	957	967	970	978	846
24	981	978	981	985	991	998	1002	1016	1013	1024	1030	1039	1032	1031	1022	1027	1032	1038	1049	1051	1057	1058	1063	1057	1023
25	1052	1057	1047	1054	1054	1052	1054	1053	1065	1075	1076	1078	1074	1072	1071	1062	1070	1070	1081	1090	1091	1093	1102	1089	1070
26	1089	1090	1081	1079	1091	1086	1084	1084	1087	1095	1093	1107	1100	1089	1088	1087	1097	1117	1137	1132	1132	1098	1095	1110	1098
27	1110	1073	1105	1104	1107	1107	1098	1088	1095	1106	1112	1121	1127	1114	1109	1116	1144	1129	1129	1117	1127	1122	1131	1131	1113
28	1139	1122	1133	1133	1132	1140	1119	1119	1140	1129	1139	1138	1157	1166	1141	1142	1140	1141	1147	1150	1155	1163	1143	1153	1141
29	1154	1169	1158	1156	1148	1147	1149	1144	1144	1152	1163	1171	1170	1163	1160	1151	1150	1200	1172	1185	1226	1194	1143	1151	1163
30	1150	1166	1144	1155	1161	1104	1180	1177	1157	1162	1170	1176	1177	1176	1188	1169	1152	1169	1165	1165	1159	1173	1167	1167	1164
31	1171	1149	1150	1159	1162	1168	1155	1158	1160	1192	1166	1191	1193	1190	1192	1190	1185	1189	1183	1191	1180	1176	1179	1190	1176
MEANS	864	859	856	862	862	862	862	862	866	871	873	873	874	873	871	866	873	871	877	882	885	879	872	874	870

TABLE 136

EARTH-CURRENT POTENTIALS AT WATHEROO MAGNETIC OBSERVATORY

JUNE 1936 EXPRESSED IN TENTHS OF MILLIVOLTS — VALUES POSITIVE EXCEPT AS INDICATED JUNE 1936

(THE TABULAR VALUES ARE AVERAGES FOR SUCCESSIVE PERIODS OF ONE HOUR AS INDICATED 120° EAST MERIDIAN MEAN TIME)

COMPONENT NORTHWARD LINE OQ LENGTH IN KMS 3.425 DIRECTION TRUE N

DAY	0-1	1-2	2-3	3-4	4-5	5-6	6-7	7-8	8-9	9-10	10-11	11-12	12-13	13-14	14-15	15-16	16-17	17-18	18-19	19-20	20-21	21-22	22-23	23-24	MEAN
1	263	264	268	261	254	254	252	258	254	258	268	270	285	277	273	266	247	262	252	221	229	231	246	248	257
2	...	...	...	...	...	...	...	...	...	...	...	...	...	...	...	...	...	...	...	...	...	...	...	...	...
3	363	372	389	360	396	405	429	477	493	507	538	560	566	675	685	692	697	704	704	719	722	725	739	750	570
4	760	766	771	769	770	770	779	792	792	802	811	827	837	853	853	856	856	856	867	869	877	884	910	948	828
5	950	956	965	965	976	976	1000	985	990	1004	1023	1032	1052	1060	1054	1046	1034	1043	1040	1050	1054	1059	1059	1063	1018
6	1067	1070	1070	1073	1070	1065	1071	1069	1066	1062	1076	1080	1088	1090	1103	1097	1132	1129	1136	1140	1140	1143	1084	1077	1092
7	1121	1129	1130	1118	1138	1147	1145	1149	1146	1147	1158	1168	1183	1189	1180	1170	1161	1162	1160	1162	1156	1169	1167	1167	1156
8	1169	1169	1170	1166	1174	1168	1164	1164	1159	1173	1174	1193	1200	1207	1198	1180	1179	1180	1184	1180	1180	1180	1181	1191	1178
9	1184	1189	1191	1202	1197	1181	1191	1140	1177	1188	1206	1200	1198	1214	1232	1206	1190	1190	1165	1191	1187	1165	1160	1217	1190
10	1213	1217	1198	1201	1190	1196	1200	1203	1193	1195	1190	1208	1219	1183	1209	1197	1196	1204	1200	1182	1203	1203	1209	1210	1201
11	1207	1205	1204	1224	1203	1205	1207	1200	1192	1196	1190	1208	1208	1216	1219	1210	1203	1204	1201	1206	1206	1198	1209	1210	1206
12	1217	1215	1214	1203	1213	1208	1218	1210	1223	1193	1220	1212	1227	1218	1220	1202	1210	1193	1200	1202	1203	1208	1206	1206	1210
13	1205	1204	1207	1207	1203	1218	1206	1208	1208	1202	1202	1201	1211	1213	1220	1210	1208	1204	1206	1207	1205	1205	1204	1200	1207
14	1215	1212	1217	1211	1187	1207	1214	1200	1199	1198	1217	1209	1216	1204	1212	1193	1208	1192	1188	1202	1192	1203	1207	1203	1204
15	1196	1214	1198	1199	1203	1204	1210	1216	1191	1204	1203	1209	1218	1211	1208	1197	1200	1183	1221	1204	1204	1204	1191	1208	1204
16	1213	1236	1187	1211	1208	1198	1210	1208	1205	1180	1211	1207	1225	1215	1214	1209	1182	1200	1194	1185	1210	1198	1173	1218	1204
17	1212	1214	1204	1195	1217	1190	1191	1193	1182	1184	1186	1216	1219	1230	1210	1206	1202	1192	1195	1200	1192	1198	1201	1203	1201
18	1206	1205	1209	1204	1194	1198	1179	1168	1168	1180	1200	1212	1219	1219	1210	1203	1195	1189	1193	1190	1193	1192	1200	1200	1197
19	1208	1210	1202	1205	1206	1197	1209	1205	1194	1210	1167	1196	1190	1237	1222	1160	1209	1159	1125	1150	1169	1181	1198	1246	1194
20	1244	1234	1207	1217	1213	1192	1190	1175	1173	1197	1200	1200	1220	1195	1230	1190	1195	1180	1182	1189	1187	1190	1197	1197	1200
21	1208	1203	1202	1202	1197	1199	1197	1193	1174	1182	1205	1203	1213	1211	1209	1202	1197	1197	1191	1190	1195	1196	1194	1198	1198
22	1197	1207	1200	1200	1201	1199	1200	1200	1180	1172	1196	1203	1204	1210	1205	1201	1194	1190	1191	1192	1191	1191	1193	1193	1196
23	1177	1204	1204	1193	1191	1191	1193	1190	1176	1170	1183	1193	1200	1208	1208	1200	1181	1184	1186	1188	1184	1184	1183	1185	1190
24	1186	1188	1192	1190	1191	1191	1190	1185	1182	1176	1179	1183	1180	1188	1191	1184	1170	1162	1166	1166	1164	1168	1176	1165	1180
25	1164	1153	1154	1156	1163	1155	1143	1150	1130	1179	1146	1164	1176	1179	1168	1169	1159	1160	1163	1158	1155	1155	1161	1159	1159
26	1156	1159	1164	1158	1160	1160	1164	1165	1157	1154	1156	1180	1191	1190	1194	1194	1188	1180	1175	1181	1180	1174	1170	1177	1172
27	1176	1171	1173	1177	1175	1171	1181	1173	1166	1169	1185	1187	1194	1193	1186	1184	1179	1176	1177	1180	1180	1183	1183	1180	1179
28	1182	1182	1182	1182	1182	1185	1180	1178	1180	1172	1177	1183	1186	1191	1187	1180	1175	1176	1177	1174	1167	1169	1168	1170	1178
29	1165	1168	1160	1148	1146	1154	1159	1160	1157	1178	1183	1184	1199	1189	1180	1176	1170	1169	1172	1178	1175	1177	1178	1174	1171
30	1171	1173	1167	1160	1152	1139	1136	1130	1143	1154	1170	1184	1189	1200	1200	1183	1166	1167	1170	1163	1142	1138	1155	1150	1163
MEANS	1103	1106	1103	1102	1102	1101	1104	1102	1098	1103	1111	1120	1128	1133	1134	1123	1120	1117	1117	1118	1119	1120	1121	1128	1114

TABLE 137

EARTH-CURRENT POTENTIALS AT WATHEROO MAGNETIC OBSERVATORY

JUNE 1936

EXPRESSED IN TENTHS OF MILLIVOLTS — VALUES POSITIVE EXCEPT AS INDICATED

JUNE 1936

(THE TABULAR VALUES ARE AVERAGES FOR SUCCESSIVE PERIODS OF ONE HOUR AS INDICATED 120° EAST MERIDIAN MEAN TIME)

COMPONENT EASTWARD LINE OR LENGTH IN KMS 9.90 DIRECTION TRUE E

DAY	0-1	1-2	2-3	3-4	4-5	5-6	6-7	7-8	8-9	9-10	10-11	11-12	12-13	13-14	14-15	15-16	16-17	17-18	18-19	19-20	20-21	21-22	22-23	23-24	MEAN
1	1180	1179	1169	1171	1181	1183	1181	1170	1173	1177	1188	1185	1181	1196	1200	1200	1220	1214	1233	1193	1187	1188	1182	1187	1188
2	....	....	....	....	....	....	....	....	....	....	....	....	....	....	....	....	....	....	....	....	....	....	....	....	....
3	....	....	....	....	....	....	....	....	....	....	....	....	....	....	....	....	....	....	....	....	....	....	....	....	....
4	1143	1160	1162	1172	1178	1183	1180	1147	1171	1178	1189	1193	1207	1207	1221	1204	1207	1212	1223	1236	1227	1232	1228	1215	1195
5	1224	1224	1226	1228	1233	1240	1236	1233	1240	1253	1256	1250	1240	1238	1240	1255	1272	1260	1257	1268	1277	1272	1261	1257	1248
6	1258	1256	1257	1260	1261	1265	1268	1265	1266	1256	1263	1263	1268	1279	1271	1267	1267	1274	1286	1288	1285	1292	1287	1272	1270
7	1275	1272	1275	1277	1280	1280	1280	1277	1290	1292	1289	1284	1283	1278	1279	1279	1282	1301	1318	1297	1293	1288	1287	1283	1285
8	1284	1288	1276	1283	1280	1289	1294	1289	1302	1300	1287	1290	1292	1278	1296	1300	1296	1300	1294	1317	1314	1312	1314	1296	1295
9	1304	1301	1293	1291	1285	1294	1233	1290	1289	1301	1291	1361	1345	1296	1347	1369	1329	1337	1305	1285	1264	1325	1336	1281	1306
10	1297	1277	1306	1290	1283	1277	1306	1290	1296	1303	1310	1309	1277	1341	1271	1280	1292	1292	1325	1327	1319	1295	1320	1283	1299
11	1303	1304	1307	1240	1321	1302	1308	1310	1303	1341	1304	1309	1300	1295	1297	1288	1296	1304	1320	1298	1320	1295	1333	1318	1305
12	1312	1309	1308	1292	1296	1297	1290	1300	1310	1310	1320	1310	1315	1300	1328	1312	1292	1292	1292	1294	1307	1307	1306	1310	1304
13	1307	1308	1300	1298	1300	1288	1300	1289	1311	1317	1321	1312	1333	1312	1303	1307	1294	1297	1311	1306	1305	1316	1323	1314	1307
14	1289	1321	1304	1290	1309	1305	1314	1304	1300	1310	1334	1320	1316	1331	1342	1298	1300	1317	1293	1297	1309	1296	1307	1310	1309
15	1313	1282	1310	1323	1311	1303	1313	1271	1310	1314	1340	1317	1317	1312	1314	1310	1334	1319	1278	1306	1303	1305	1311	1311	1310
16	1307	1282	1322	1314	1320	1330	1300	1305	1314	1285	1293	1303	1305	1317	1320	1314	1283	1318	1350	1327	1299	1307	1312	1302	1310
17	1301	1303	1297	1280	1296	1306	1310	1303	1313	1283	1311	1296	1310	1323	1322	1316	1304	1302	1311	1318	1317	1310	1300	1299	1306
18	1305	1304	1295	1305	1310	1310	1310	1315	1303	1288	1307	1306	1308	1310	1316	1303	1314	1300	1314	1328	1313	1306	1307	1298	1307
19	1313	1277	1303	1307	1310	1320	1316	1298	1275	1324	1433	1408	1333	1310	1357	1350	1366	1353	1375	1329	1297	1270	1232	1238	1321
20	1275	1276	1279	1282	1283	1289	1317	1304	1297	1270	1274	1307	1270	1307	1303	1328	1303	1322	1319	1310	1317	1323	1317	1315	1300
21	1299	1300	1302	1305	1308	1309	1303	1295	1310	1301	1302	1300	1290	1294	1295	1295	1294	1310	1322	1316	1316	1315	1320	1313	1305
22	1303	1297	1293	1295	1296	1297	1303	1308	1310	1314	1290	1298	1320	1285	1287	1297	1300	1305	1313	1312	1316	1320	1315	1315	1304
23	1296	1302	1298	1292	1300	1296	1296	1292	1299	1306	1313	1303	1303	1304	1300	1288	1305	1304	1309	1308	1312	1318	1313	1308	1303
24	1302	1302	1301	1297	1295	1300	1300	1303	1306	1313	1319	1301	1292	1299	1297	1293	1294	1291	1304	1306	1313	1324	1300	1312	1303
25	1320	1322	1306	1302	1278	1290	1287	1290	1298	1314	1314	1317	1308	1302	1309	1298	1303	1300	1307	1307	1311	1310	1308	1310	1305
26	1313	1306	1308	1302	1300	1301	1300	1296	1304	1312	1313	1290	1314	1319	1317	1317	1311	1327	1314	1315	1323	1313	1325	1335	1312
27	1316	1311	1303	1319	1315	1306	1317	1324	1320	1322	1306	1311	1310	1321	1326	1314	1304	1308	1311	1306	1312	1315	1319	1314	1314
28	1311	1309	1308	1307	1309	1313	1303	1308	1306	1317	1314	1312	1317	1308	1322	1310	1306	1303	1306	1313	1310	1315	1312	1317	1311
29	1304	1304	1303	1305	1307	1302	1304	1307	1313	1310	1311	1328	1313	1321	1319	1323	1324	1318	1316	1317	1319	1314	1316	1311	1313
30	1316	1318	1310	1321	1322	1312	1306	1299	1310	1317	1313	1306	1316	1327	1320	1323	1314	1323	1350	1324	1328	1325	1314	1317	1318
MEANS	1288	1286	1286	1284	1288	1289	1288	1285	1291	1294	1300	1300	1296	1297	1301	1298	1297	1300	1306	1302	1300	1300	1300	1294	1294

TABLE 138

EARTH-CURRENT POTENTIALS AT WATHEROO MAGNETIC OBSERVATORY

JULY 1936

EXPRESSED IN TENTHS OF MILLIVOLTS — VALUES POSITIVE EXCEPT AS INDICATED

JULY 1936

(THE TABULAR VALUES ARE AVERAGES FOR SUCCESSIVE PERIODS OF ONE HOUR AS INDICATED 120° EAST MERIDIAN MEAN TIME)

COMPONENT NORTHWARD LINE OQ LENGTH IN KMS 3.425 DIRECTION TRUE N

DAY	0-1	1-2	2-3	3-4	4-5	5-6	6-7	7-8	8-9	9-10	10-11	11-12	12-13	13-14	14-15	15-16	16-17	17-18	18-19	19-20	20-21	21-22	22-23	23-24	MEAN
1	1142	1143	1139	1140	1139	1141	1149	1142	1142	1161	1173	1186	1195	1197	1189	1180	1174	1172	1173	1175	1176	1177	1178	1183	1165
2	1183	1179	1179	1181	1180	1179	1172	1168	1171	1182	1189	1200	1195	1183	1208	1185	1182	1182	1146	1152	1128	1148	1145	1186	1175
3	1230	1201	1200	1190	1195	1188	1179	1171	1179	1172	1173	1188	1185	1205	1210	1187	1173	1173	1173	1177	1169	1173	1179	1188	1186
4	1185	1188	1190	1185	1180	1180	1177	1173	1163	1160	1176	1190	1197	1199	1193	1184	1174	1173	1172	1161	1168	1154	1160	1154	1176
5	1151	1153	1150	1158	1147	1143	1146	1131	1129	1161	1171	1199	1204	1191	1208	1175	1185	1178	1172	1160	1149	1163	1171	1179	1165
6	1175	1180	1196	1179	1178	1172	1176	1171	1186	1183	1171	1172	1177	1186	1188	1187	1160	1162	1175	1161	1113	1137	1161	1167	1171
7	1206	1184	1200	1186	1178	1205	1145	1176	1153	1139	1159	1177	1161	1181	1177	1181	1173	1140	1191	1177	1163	1176	1176	1164	1174
8	1158	1155	1157	1167	1150	1161	1157	1160	1177	1155	1165	1172	1176	1160	1166	1172	1171	1170	1170	1167	1162	1163	1164	1166	1164
9	1167	1166	1170	1167	1167	1169	1173	1180	1160	1158	1162	1171	1180	1179	1180	1176	1170	1164	1170	1169	1170	1167	1138	1176	1169
10	1163	1174	1168	1177	1173	1173	1179	1177	1170	1161	1173	1178	1189	1174	1184	1187	1172	1174	1169	1178	1166	1170	1161	1157	1173
11	1135	1194	1184	1198	1216	1220	1186	1153	1156	1144	1155	1158	1164	1175	1175	1163	1168	1194	1167	1140	1157	1145	1140	1170	1169
12	1154	1170	1184	1173	1160	1163	1156	1142	1151	1156	1155	1166	1163	1169	1167	1167	1154	1160	1158	1159	1157	1162	1151	1147	1160
13	1149	1156	1168	1149	1160	1165	1124	1132	1113	1117	1140	1146	1137	1148	1156	1151	1152	1147	1153	1139	1150	1156	1158	1168	1147
14	1160	1157	1168	1160	1160	1158	1154	1150	1158	1152	1170	1165	1166	1175	1189	1166	1166	1156	1156	1157	1160	1160	1162	1166	1162
15	1172	1172	1169	1170	1173	1169	1159	1162	1151	1147	1169	1180	1177	1188	1180	1169	1153	1149	1156	1160	1159	1168	1171	1169	1166
16	1174	1172	1163	1165	1165	1156	1164	1159	1149	1144	1170	1192	1185	1171	1170	1163	1160	1149	1159	1157	1153	1150	1172	1169	1164
17	1170	1179	1168	1164	1166	1161	1159	1153	1145	1154	1173	1168	1180	1182	1171	1166	1155	1158	1158	1148	1173	1160	1161	1162	1164
18	1165	1173	1193	1156	1165	1158	1160	1150	1134	1146	1171	1168	1165	1162	1172	1172	1163	1160	1161	1160	1165	1161	1165	1167	1163
19	1167	1170	1170	1170	1171	1170	1166	1166	1153	1154	1163	1188	1177	1192	1198	1180	1164	1164	1160	1169	1164	1158	1172	1171	1170
20	1172	1174	1172	1170	1164	1162	1168	1163	1153	1169	1174	1178	1174	1184	1175	1173	1166	1163	1161	1167	1160	1164	1164	1161	1168
21	1177	1167	1170	1178	1168	1165	1172	1166	1150	1153	1159	1166	1173	1180	1179	1172	1168	1159	1161	1163	1160	1159	1158	1158	1166
22	1159	1160	1162	1160	1160	1159	1164	1159	1150	1141	1153	1167	1173	1180	1182	1171	1163	1154	1156	1155	1156	1156	1149	1157	1160
23	1158	1142	1134	1122	1123	1126	1131	1136	1153	1163	1176	1193	1203	1199	1198	1196	1194	1186	1189	1191	1189	1186	1189	1191	1170
24	1194	1193	1190	1190	1190	1193	1192	1188	1176	1179	1182	1197	1205	1201	1197	1193	1189	1186	1188	1184	1182	1180	1182	1185	1189
25	1185	1189	1190	1188	1190	1190	1190	1183	1171	1161	1170	1180	1187	1188	1194	1191	1178	1163	1173	1170	1169	1166	1174	1176	1180
26	1179	1180	1178	1178	1179	1189	1159	1138	1141	1162	1167	1166	1171	1180	1183	1172	1164	1160	1170	1173	1173	1170	1172	1166	1170
27	1168	1165	1166	1164	1164	1162	1168	1169	1154	1153	1154	1166	1170	1169	1179	1174	1157	1155	1161	1160	1154	1142	1159	1162	1162
28	1162	1158	1156	1142	1139	1142	1139	1121	1149	1135	1135	1150	1170	1154	1165	1157	1145	1142	1144	1146	1143	1145	1145	1143	1147
29	1146	1146	1148	1130	1138	1132	1140	1137	1129	1131	1141	1154	1158	1161	1170	1159	1160	1147	1163	1128	1148	1113	1094	1130	1142
30	1155	1170	1160	1130	1157	1166	1162	1144	1141	1145	1151	1166	1139	1161	1168	1159	1127	1129	1142	1140	1142	1144	1153	1153	1150
31	....	....	....	....	....	....	....	....	....	....	....	....	....	....	....	....	....	....	....	....	....	....	....	....	....
MEANS	1169	1170	1171	1166	1166	1167	1162	1157	1154	1155	1165	1175	1176	1179	1182	1174	1166	1162	1165	1161	1159	1159	1161	1166	1166

TABLE 139

EARTH-CURRENT POTENTIALS AT WATHEROO MAGNETIC OBSERVATORY

JULY 1936 EXPRESSED IN TENTHS OF MILLIVOLTS — VALUES POSITIVE EXCEPT AS INDICATED JULY 1936

(THE TABULAR VALUES ARE AVERAGES FOR SUCCESSIVE PERIODS OF ONE HOUR AS INDICATED 120° EAST MERIDIAN MEAN TIME)

COMPONENT E.W.LINE LINE OR LENGTH IN KMS 9.90 DIRECTION TRUE E

DAY	0-1	1-2	2-3	3-4	4-5	5-6	6-7	7-8	8-9	9-10	10-11	11-12	12-13	13-14	14-15	15-16	16-17	17-18	18-19	19-20	20-21	21-22	22-23	23-24	MEAN
1	1315	1321	1316	1312	1308	1315	1310	1308	1315	1321	1325	1319	1303	1312	1314	1316	1317	1319	1328	1333	1320	1323	1319	1318	1317
2	1312	1313	1317	1315	1319	1303	1312	1313	1300	1300	1301	1309	1330	1358	1353	1346	1375	1394	1425	1442	1385	1320	1325	1277	1335
3	1282	1304	1297	1283	1304	1310	1302	1307	1323	1287	1292	1318	1347	1333	1318	1321	1306	1313	1326	1329	1323	1320	1313	1314	1311
4	1306	1309	1308	1313	1310	1311	1315	1314	1321	1317	1317	1313	1319	1308	1309	1315	1310	1326	1310	1320	1324	1323	1315	1305	1314
5	1310	1308	1311	1308	1313	1315	1316	1308	1323	1317	1283	1298	1320	1334	1311	1333	1327	1354	1376	1356	1349	1316	1313	1299	1320
6	1305	1300	1287	1306	1310	1303	1319	1326	1322	1302	1298	1311	1322	1329	1324	1310	1300	1300	1345	1367	1351	1358	1328	1325	1319
7	1216	1320	1311	1305	1303	1303	1304	1330	1354	1349	1295	1319	1296	1320	1318	1310	1320	1354	1321	1311	1341	1304	1320	1322	1316
8	1318	1314	1302	1315	1319	1319	1311	1312	1328	1307	1317	1320	1330	1323	1315	1308	1318	1313	1320	1331	1330	1329	1328	1328	1319
9	1320	1320	1315	1312	1311	1319	1318	1321	1321	1325	1329	1331	1315	1327	1319	1312	1313	1306	1308	1320	1324	1331	1348	1324	1320
10	1319	1320	1317	1310	1315	1309	1306	1315	1319	1329	1321	1317	1355	1337	1318	1309	1310	1312	1326	1343	1342	1338	1331	1332	1323
11	1350	1315	1304	1320	1283	1314	1323	1320	1360	1354	1354	1327	1310	1323	1343	1314	1340	1331	1294	1338	1330	1330	1307	1290	1324
12	1314	1331	1305	1302	1319	1306	1313	1298	1301	1308	1315	1306	1321	1318	1315	1334	1320	1298	1320	1323	1325	1321	1324	1322	1315
13	1325	1316	1302	1321	1308	1289	1304	1338	1336	1325	1344	1356	1368	1332	1312	1317	1328	1334	1330	1300	1334	1332	1321	1307	1324
14	1320	1331	1313	1320	1321	1316	1316	1316	1320	1316	1323	1332	1333	1346	1329	1325	1310	1320	1322	1323	1322	1320	1323	1316	1322
15	1325	1327	1322	1330	1329	1320	1310	1310	1330	1321	1307	1320	1336	1343	1348	1323	1321	1324	1320	1327	1322	1319	1317	1320	1324
16	1326	1325	1325	1321	1321	1323	1323	1307	1310	1302	1363	1322	1339	1331	1322	1331	1331	1330	1322	1326	1330	1313	1324	1318	1324
17	1317	1305	1316	1321	1307	1306	1315	1320	1314	1353	1324	1303	1303	1322	1334	1337	1342	1335	1336	1348	1314	1324	1318	1318	1322
18	1314	1307	1304	1316	1322	1313	1303	1316	1312	1278	1323	1298	1330	1322	1328	1338	1327	1325	1333	1336	1336	1338	1321	1319	1319
19	1319	1318	1314	1326	1312	1326	1312	1330	1330	1332	1321	1315	1321	1317	1326	1320	1338	1323	1314	1331	1335	1327	1326	1316	1323
20	1317	1312	1313	1310	1317	1325	1320	1322	1326	1321	1310	1313	1321	1334	1317	1330	1325	1315	1323	1333	1334	1328	1333	1333	1322
21	1312	1313	1315	1309	1311	1313	1311	1309	1319	1318	1318	1310	1314	1309	1312	1319	1320	1311	1320	1322	1324	1325	1320	1315	1315
22	1314	1311	1306	1308	1307	1303	1308	1301	1310	1315	1310	1317	1299	1308	1314	1328	1317	1300	1313	1318	1319	1321	1323	1319	1312
23	1306	1308	1300	1298	1298	1302	1294	1305	1307	1307	1310	1308	1309	1308	1319	1307	1300	1304	1304	1309	1309	1309	1308	1309	1306
24	1304	1300	1296	1290	1292	1291	1291	1296	1307	1309	1310	1303	1299	1290	1301	1299	1294	1287	1297	1293	1303	1306	1298	1296	1298
25	1292	1292	1289	1280	1287	1279	1277	1278	1285	1284	1280	1287	1302	1281	1288	1290	1286	1280	1290	1308	1300	1292	1284	1283	1287
26	1284	1280	1281	1275	1279	1262	1270	1271	1281	1289	1276	1292	1297	1291	1285	1288	1291	1278	1281	1283	1289	1285	1290	1285	1283
27	1279	1276	1276	1271	1270	1270	1265	1261	1271	1280	1273	1275	1288	1295	1296	1272	1286	1276	1274	1270	1282	1272	1281	1282	1277
28	1272	1268	1264	1265	1260	1269	1262	1252	1270	1265	1282	1278	1253	1287	1279	1271	1278	1267	1267	1261	1258	1263	1269	1280	1268
29	1263	1262	1256	1266	1261	1261	1251	1233	1245	1257	1260	1261	1284	1297	1249	1269	1291	1319	1270	1290	1301	1325	1297	1283	1273
30	1263	1258	1227	1278	1255	1245	1237	1248	1262	1267	1269	1258	1282	1255	1281	1260	1256	1242	1254	1265	1254	1247	1250	1250	1256
31	....	....	....	....	....	....	....	....	....	....	....	....	....	....	....	....	....	....	....	....	....	....	....	....	....
MEANS	1306	1306	1300	1304	1302	1301	1301	1303	1311	1308	1308	1308	1315	1316	1313	1312	1313	1313	1316	1322	1320	1315	1312	1307	1310

TABLE 140

EARTH-CURRENT POTENTIALS AT WATHEROO MAGNETIC OBSERVATORY

AUGUST 1936 — EXPRESSED IN TENTHS OF MILLIVOLTS — VALUES POSITIVE EXCEPT AS INDICATED — AUGUST 1936

(THE TABULAR VALUES ARE AVERAGES FOR SUCCESSIVE PERIODS OF ONE HOUR AS INDICATED 120° EAST MERIDIAN MEAN TIME)

COMPONENT NORTHWARD LINE OQ LENGTH IN KMS 3.425 DIRECTION TRUE N

DAY	0-1	1-2	2-3	3-4	4-5	5-6	6-7	7-8	8-9	9-10	10-11	11-12	12-13	13-14	14-15	15-16	16-17	17-18	18-19	19-20	20-21	21-22	22-23	23-24	MEAN
1	1133	1146	1126	1127	1128	1122	1128	1100	1115	1112	1126	1137	1133	1156	1141	1139	1126	1115	1126	1128	1130	1130	1130	1129	1128
2	1124	1124	1118	1111	1105	1094	1106	1110	1102	1090	1119	1127	1133	1142	1136	1137	1120	1113	1115	1112	1118	1118	1114	1116	1117
3	1101	1094	1090	1086	1070	1076	1060	1068	1072	1079	1101	1114	1129	1137	1133	1134	1114	1111	1119	1121	1120	1118	1116	1118	1103
4	1129	1127	1124	1126	1119	1127	1108	1096	1081	1079	1080	1112	1130	1130	1128	1124	1109	1107	1112	1114	1108	1105	1105	1108	1112
5	1112	1111	1111	1109	1109	1108	1108	1096	1081	1080	1094	1101	1109	1117	1121	1125	1101	1086	1089	1086	1074	1100	1079	1094	1100
6	1093	1085	1095	1103	1076	1091	1080	1087	1072	1056	1059	1065	1067	1085	1088	1078	1070	1059	1054	1050	1051	1047	1043	1062	1072
7	1050	1033	1026	1014	1017	1020	1010	1004	1006	1003	1014	1032	1048	1050	1052	1036	1020	1008	1009	1010	1008	1004	1001	997	1020
8	986	983	982	986	982	980	975	962	959	957	960	968	990	1009	999	982	971	963	955	959	954	940	938	934	970
9	929	924	931	913	950	889	918	897	900	910	921	928	946	960	950	930	913	912	910	914	909	910	895	906	919
10	910	902	910	904	909	910	906	893	879	876	889	897	907	911	913	891	884	872	870	867	854	878	884	880	892
11	867	881	880	870	866	867	861	848	843	846	852	868	877	883	885	859	840	841	848	847	849	846	848	843	859
12	843	842	839	836	837	834	829	821	813	811	827	846	865	861	846	824	804	813	816	818	820	818	817	813	829
13	807	815	811	810	804	806	809	796	773	780	796	830	830	846	830	808	783	776	794	796	796	803	793	799	804
14	799	796	790	791	794	786	784	772	763	773	783	796	810	806	807	797	779	767	772	775	773	775	773	776	785
15	775	771	770	761	767	764	759	746	740	750	754	774	796	807	796	777	747	743	749	754	754	753	747	763	763
16	764	762	760	759	753	753	743	723	720	738	743	753	773	775	768	761	738	731	740	741	740	739	741	742	748
17	737	736	743	744	735	732	720	710	709	716	740	753	776	788	790	774	746	732	746	747	747	747	750	746	744
18	749	740	736	722	719	719	718	695	697	700	722	752	767	776	769	753	730	729	735	733	733	733	735	736	733
19	738	741	741	740	733	730	733	716	708	708	719	734	760	771	763	746	729	716	728	723	727	726	725	724	732
20	725	734	729	731	724	705	695	682	693	690	707	721	740	755	740	729	714	709	718	712	713	715	710	708	717
21	711	717	719	716	728	718	722	714	693	694	703	713	734	745	743	727	708	703	706	706	702	704	704	709	714
22	710	713	713	711	717	713	715	700	688	686	687	701	714	726	729	710	689	676	669	666	663	663	663	664	695
23	661	667	677	671	680	692	687	674	663	669	676	692	712	716	712	698	691	683	686	686	684	680	685	678	684
24	684	684	682	683	682	686	691	683	676	683	685	696	703	701	701	689	680	680	681	685	674	684	679	679	686
25	683	681	660	647	639	654	666	657	653	663	670	677	687	708	700	686	672	664	669	661	657	658	664	663	668
26	665	665	669	670	670	676	672	659	663	653	656	670	684	693	693	681	670	658	659	665	665	664	662	662	668
27	666	663	662	660	658	656	655	641	638	642	661	676	688	704	704	681	656	652	653	658	648	639	654	669	662
28	664	662	660	656	657	652	649	630	629	640	658	680	685	683	688	660	652	655	658	660	663	664	665	669	660
29	664	671	658	660	664	662	655	637	636	650	650	671	696	720	709	673	640	637	647	651	656	657	660	662	662
30	661	660	662	660	658	657	656	646	636	638	653	668	673	688	692	679	643	638	651	651	650	652	654	653	658
31	660	658	646	672	667	646	643	633	627	625	643	666	683	693	683	651	637	641	646	647	645	642	650	652	652
MEANS	832	832	830	827	826	823	821	810	804	806	818	833	847	856	852	837	819	813	817	818	816	816	816	818	824

TABLE 141

EARTH-CURRENT POTENTIALS AT WATHEROO MAGNETIC OBSERVATORY

AUGUST 1936 — EXPRESSED IN TENTHS OF MILLIVOLTS — VALUES POSITIVE EXCEPT AS INDICATED — AUGUST 1936

(THE TABULAR VALUES ARE AVERAGES FOR SUCCESSIVE PERIODS OF ONE HOUR AS INDICATED 120° EAST MERIDIAN MEAN TIME)

COMPONENT EASTWARD LINE OR LENGTH IN KMS 9.90 DIRECTION TRUE E

DAY	0-1	1-2	2-3	3-4	4-5	5-6	6-7	7-8	8-9	9-10	10-11	11-12	12-13	13-14	14-15	15-16	16-17	17-18	18-19	19-20	20-21	21-22	22-23	23-24	MEAN
1	1256	1246	1267	1256	1263	1259	1261	1248	1252	1288	1250	1262	1270	1276	1296	1276	1267	1268	1260	1264	1264	1262	1261	1256	1264
2	1252	1260	1260	1261	1256	1256	1252	1258	1267	1254	1260	1262	1261	1266	1255	1258	1258	1259	1266	1267	1264	1264	1260	1260	1260
3	1253	1249	1251	1251	1266	1253	1246	1246	1251	1264	1266	1255	1262	1253	1270	1270	1264	1262	1266	1266	1271	1273	1254	1269	1260
4	1249	1248	1250	1246	1252	1254	1254	1255	1266	1268	1249	1277	1244	1230	1237	1253	1264	1258	1271	1262	1261	1254	1250	1245	1254
5	1238	1238	1238	1238	1242	1237	1240	1242	1248	1241	1242	1241	1229	1242	1237	1234	1237	1232	1249	1270	1262	1228	1266	1229	1242
6	1219	1211	1218	1203	1204	1219	1215	1217	1220	1229	1231	1220	1207	1210	1204	1183	1192	1205	1211	1221	1212	1209	1190	1185	1210
7	1184	1179	1174	1176	1177	1174	1171	1163	1166	1170	1172	1172	1165	1166	1167	1160	1154	1159	1160	1161	1162	1161	1157	1158	1167
8	1147	1144	1134	1130	1134	1130	1128	1130	1134	1144	1146	1138	1125	1120	1130	1119	1100	1103	1111	1110	1112	1125	1114	1107	1126
9	1097	1091	1084	1092	1079	1088	1073	1053	1078	1091	1090	1100	1082	1089	1088	1073	1070	1066	1076	1084	1076	1069	1064	1067	1080
10	1035	1058	1041	1034	1033	1033	1034	1032	1035	1046	1051	1057	1056	1048	1034	1040	1028	1019	1030	1010	1046	1021	1007	1006	1035
11	1011	1002	1002	998	998	988	991	992	995	996	1004	1012	1002	1001	988	1000	1001	988	981	982	986	989	987	984	995
12	977	980	970	974	969	962	960	959	968	977	972	971	967	957	961	966	980	964	956	953	954	956	960	959	966
13	952	958	954	950	943	938	935	926	939	950	943	953	931	937	956	970	957	943	930	931	943	933	929	926	943
14	922	918	923	921	918	917	909	908	914	919	917	908	909	917	920	919	915	916	917	919	916	913	907	910	916
15	907	903	903	902	898	895	887	891	904	900	893	894	894	894	907	903	906	901	901	899	899	902	889	883	898
16	882	879	881	885	888	880	880	879	890	887	878	876	877	876	872	871	882	880	880	878	879	875	871	866	879
17	867	860	868	865	863	867	869	864	870	871	867	865	853	859	857	853	853	856	861	865	865	860	857	851	862
18	847	846	844	849	847	841	844	853	858	859	857	845	833	831	831	837	846	842	841	850	851	848	841	838	845
19	830	830	828	826	831	831	828	829	835	842	843	838	829	806	811	814	822	832	831	841	839	841	837	833	830
20	822	816	816	814	812	810	814	822	832	833	829	830	810	803	804	803	809	814	822	818	827	822	828	828	818
21	815	812	803	803	778	808	816	812	818	814	820	813	800	790	796	800	804	804	804	812	806	807	804	796	806
22	794	790	789	788	786	785	785	797	806	807	805	803	796	793	786	792	792	788	784	793	794	793	791	789	793
23	786	790	777	786	780	776	773	781	790	792	788	776	771	783	793	795	777	774	780	788	789	791	790	784	784
24	776	775	772	770	771	767	767	772	779	782	783	783	780	779	766	768	770	768	772	781	776	779	780	776	775
25	774	766	760	761	764	758	756	767	769	766	776	765	752	754	770	763	765	760	758	759	757	763	762	762	763
26	764	758	750	757	759	756	740	752	747	757	775	769	762	766	770	761	750	756	759	763	755	752	758	758	758
27	751	748	748	748	745	740	744	750	762	762	746	744	738	743	728	727	758	763	776	772	772	768	743	736	750
28	738	742	739	739	742	738	731	743	746	750	744	751	757	741	752	767	735	739	740	742	740	746	740	739	743
29	739	732	740	740	732	732	727	743	745	758	749	747	739	728	726	746	747	738	741	742	745	742	736	736	740
30	734	721	735	732	736	735	718	715	758	754	745	736	719	720	720	717	742	746	739	737	736	733	737	733	733
31	724	720	738	732	703	742	736	732	742	733	740	767	708	717	713	735	742	737	735	731	731	728	724	721	730
MEANS	946	944	944	943	941	941	938	940	948	952	949	949	940	939	940	941	942	940	942	944	945	942	938	935	943

TABLE 142

EARTH-CURRENT POTENTIALS AT WATHEROO MAGNETIC OBSERVATORY

SEPTEMBER 1936 EXPRESSED IN TENTHS OF MILLIVOLTS — VALUES POSITIVE EXCEPT AS INDICATED SEPTEMBER 1936

(THE TABULAR VALUES ARE AVERAGES FOR SUCCESSIVE PERIODS OF ONE HOUR AS INDICATED 120° EAST MERIDIAN MEAN TIME)

COMPONENT NORTHWARD LINE OC LENGTH IN KMS 3.425 DIRECTION TRUE N

DAY	0-1	1-2	2-3	3-4	4-5	5-6	6-7	7-8	8-9	9-10	10-11	11-12	12-13	13-14	14-15	15-16	16-17	17-18	18-19	19-20	20-21	21-22	22-23	23-24	MEAN
1	659	656	657	662	658	649	641	626	612	628	638	665	687	691	682	667	641	631	641	646	646	646	646	648	651
2	651	651	655	657	655	656	642	628	626	635	643	652	672	679	680	661	646	632	641	628	647	641	641	649	649
3	653	653	656	656	655	652	651	629	626	629	646	658	677	677	673	659	645	639	644	643	645	643	645	649	650
4	649	652	654	655	650	650	647	641	628	635	645	662	680	680	662	651	647	641	646	641	642	640	639	643	649
5	640	641	644	652	646	655	644	618	620	626	638	650	671	677	656	654	649	639	642	640	641	640	641	641	644
6	640	640	644	647	648	652	639	627	621	630	649	660	661	661	651	650	650	648	642	641	640	638	638	639	644
7	640	643	646	646	647	649	650	637	623	622	626	640	658	671	668	665	658	644	634	641	640	637	638	639	646
8	642	641	639	640	643	640	649	640	627	628	630	651	670	671	661	656	647	631	634	640	636	635	638	629	642
9	623	640	643	641	639	642	636	620	623	620	630	659	676	680	660	638	632	620	636	621	630	624	621	638	637
10	640	625	632	630	617	619	615	610	613	623	636	655	660	650	646	633	618	613	617	623	616	609	601	604	625
11	626	615	616	609	613	609	610	591	593	605	630	653	659	640	610	591	597	592	590	598	592	587	579	579	608
12	601	615	604	599	591	578	567	560	580	590	609	624	630	618	605	596	580	572	569	577	580	561	558	569	589
13	559	564	573	572	563	561	559	546	559	573	590	606	621	612	596	563	556	554	558	560	558	557	558	559	570
14	558	554	554	550	545	543	534	518	514	531	543	571	582	583	568	544	538	526	530	530	531	531	528	524	543
15	530	542	536	538	531	528	518	501	486	490	503	522	524	536	524	512	503	490	489	488	490	486	480	497	510
16	508	506	495	503	498	497	483	476	461	476	496	523	534	518	505	483	476	472	477	479	478	478	475	480	491
17	484	481	483	481	487	480	469	446	448	454	471	499	507	500	484	471	461	458	458	456	456	454	458	460	471
18	462	465	467	463	466	456	444	432	432	451	474	498	500	486	466	448	441	438	437	429	440	441	440	442	455
19	439	437	448	443	441	441	430	413	417	433	457	478	483	476	459	439	426	422	430	431	429	430	430	433	440
20	438	440	441	440	438	435	417	415	413	424	437	462	463	453	436	431	425	410	410	413	411	412	412	404	428
21	408	418	415	411	412	407	403	396	394	409	426	449	448	445	428	413	399	393	400	407	399	392	391	392	411
22	397	397	396	397	397	391	387	380	373	390	409	431	456	428	408	401	387	382	386	390	393	396	396	397	398
23	399	400	400	396	394	407	376	368	378	399	406	430	436	421	400	370	396	376	371	387	387	370	376	408	394
24	408	400	398	396	396	392	380	369	373	380	410	428	434	422	410	389	379	378	383	387	388	387	392	389	394
25	390	390	391	390	392	386	373	370	369	383	404	420	423	416	395	386	376	377	381	382	384	383	383	384	389
26	383	400	384	382	379	377	364	355	380	408	410	437	434	413	378	365	357	363	386	360	346	336	391	355	381
27	408	400	386	399	389	374	391	350	371	387	413	418	411	400	379	364	378	378	368	363	369	373	375	375	384
28	376	376	378	371	368	364	354	345	349	370	400	415	408	390	381	360	356	360	362	356	365	373	378	372	372
29	380	377	373	371	371	367	359	348	355	355	409	406	400	386	370	358	361	350	357	355	340	342	359	337	366
30	355	362	364	381	347	349	351	334	315	330	383	408	411	388	376	350	337	331	334	335	340	333	323	323	352
MEANS	518	519	519	519	516	514	506	493	493	504	522	541	549	542	527	512	505	499	502	502	502	499	501	502	513

TABLE 143

EARTH-CURRENT POTENTIALS AT WATHEROO MAGNETIC OBSERVATORY

SEPTEMBER 1936 EXPRESSED IN TENTHS OF MILLIVOLTS — VALUES POSITIVE EXCEPT AS INDICATED SEPTEMBER 1936

(THE TABULAR VALUES ARE AVERAGES FOR SUCCESSIVE PERIODS OF ONE HOUR AS INDICATED 120° EAST MERIDIAN MEAN TIME)

COMPONENT EASTWARD LINE OR LENGTH IN KMS 9.90 DIRECTION TRUE E

DAY	0-1	1-2	2-3	3-4	4-5	5-6	6-7	7-8	8-9	9-10	10-11	11-12	12-13	13-14	14-15	15-16	16-17	17-18	18-19	19-20	20-21	21-22	22-23	23-24	MEAN
1	...	...	...	...	...	...	...	...	...	...	...	...	...	...	...	...	...	...	...	...	...	...	...	...	...
2	556	554	554	555	561	561	561	570	571	569	560	547	568	561	566	556	563	571	569	566	560	569	570	558	562
3	549	549	551	554	559	560	560	564	561	562	562	554	554	543	556	559	569	570	564	573	570	568	566	561	560
4	555	553	551	554	558	562	562	566	573	580	569	569	551	570	552	554	572	568	561	561	570	567	567	560	563
5	560	557	553	550	548	556	547	570	571	587	591	570	573	568	569	550	557	557	561	567	570	570	566	565	564
6	564	558	556	548	548	551	552	565	577	580	572	568	571	561	565	559	559	554	559	560	567	572	572	571	563
7	562	561	559	554	550	550	547	545	561	574	570	572	570	570	577	566	558	557	562	562	565	567	569	569	562
8	569	561	556	554	554	551	548	552	559	560	554	551	567	581	581	576	580	563	565	550	565	562	566	575	562
9	564	575	566	559	556	556	547	546	560	564	565	567	583	575	570	565	557	595	575	578	553	573	575	550	566
10	546	554	546	555	552	552	540	544	556	565	568	570	595	567	561	551	556	560	572	562	577	571	578	576	561
11	555	552	560	559	559	556	547	546	560	562	553	537	556	566	576	571	563	572	586	578	565	581	577	585	563
12	593	557	560	559	559	560	554	551	554	555	553	562	563	563	570	567	560	564	564	561	560	558	554	551	560
13	559	562	565	563	567	568	562	566	568	574	559	550	543	530	551	566	574	569	570	568	567	563	566	562	562
14	556	564	560	561	566	566	560	568	575	570	554	556	561	560	568	564	561	576	566	572	570	568	562	567	565
15	572	559	559	559	560	564	564	576	576	564	557	555	563	560	567	556	563	568	574	596	572	577	577	561	567
16	560	535	570	560	561	561	558	566	573	573	569	560	563	552	548	553	557	561	565	570	568	567	562	561	561
17	558	561	557	556	561	560	564	574	583	581	564	546	547	543	546	552	563	563	562	565	570	568	564	561	561
18	559	556	556	556	559	557	560	573	582	578	565	554	549	543	546	569	591	583	586	570	562	559	563	564	564
19	565	558	552	541	544	550	557	566	577	570	563	562	568	566	555	553	556	561	562	567	561	570	568	561	560
20	564	554	553	552	550	555	553	561	576	571	568	562	568	578	567	561	560	559	563	565	566	569	572	583	564
21	565	555	552	547	550	553	558	574	577	571	559	551	559	559	566	561	569	565	565	564	575	577	576	572	563
22	569	564	559	557	556	550	559	569	576	560	580	569	556	570	586	553	560	566	586	575	577	574	568	567	567
23	567	566	562	556	563	559	573	573	577	571	580	575	573	584	637	567	569	589	571	581	593	598	582	560	576
24	563	568	562	562	563	561	560	571	572	574	570	560	571	565	569	581	573	564	568	571	571	561	567	572	568
25	560	565	561	563	560	567	570	578	568	562	553	550	554	570	576	571	570	565	563	569	570	569	568	570	566
26	571	571	561	561	564	566	564	574	576	547	551	568	577	588	602	607	613	579	602	630	610	608	548	565	579
27	557	522	591	562	571	575	553	567	562	556	548	557	560	546	570	568	545	562	576	574	572	578	563	575	562
28	566	576	566	560	571	569	568	570	573	572	569	567	567	564	573	575	577	580	578	585	581	565	570	573	572
29	565	570	570	573	577	581	578	570	569	567	571	542	553	586	581	589	579	591	563	603	616	585	511	571	573
30	560	566	567	550	592	575	570	580	580	587	574	560	551	560	566	569	580	588	583	584	581	578	569	562	572
MEANS	562	559	560	557	560	560	558	565	570	569	564	559	563	564	570	565	567	570	570	573	573	572	566	566	565

TABLE 144

EARTH-CURRENT POTENTIALS AT WATHEROO MAGNETIC OBSERVATORY

OCTOBER 1936 EXPRESSED IN TENTHS OF MILLIVOLTS — VALUES POSITIVE EXCEPT AS INDICATED OCTOBER 1936

(THE TABULAR VALUES ARE AVERAGES FOR SUCCESSIVE PERIODS OF ONE HOUR AS INDICATED 120° EAST MERIDIAN MEAN TIME)

COMPONENT NORTHWARD LINE OQ LENGTH IN KMS 3.425 DIRECTION TRUE N

DAY	0-1	1-2	2-3	3-4	4-5	5-6	6-7	7-8	8-9	9-10	10-11	11-12	12-13	13-14	14-15	15-16	16-17	17-18	18-19	19-20	20-21	21-22	22-23	23-24	MEAN
1	315	326	330	318	317	315	291	307	330	343	369	397	402	380	360	344	337	321	329	332	351	346	347	347	340
2	347	348	353	348	347	340	330	334	331	351	370	389	393	383	368	342	326	321	335	335	336	326	329	324	346
3	336	340	339	339	339	326	311	310	320	344	381	399	394	377	349	331	324	322	334	330	333	334	334	330	341
4	339	343	345	340	333	327	317	316	321	331	377	399	399	374	352	341	327	328	330	330	332	331	336	335	342
5	337	336	338	338	338	345	315	310	310	331	370	393	409	383	362	346	319	316	325	331	322	323	319	317	339
6	310	312	319	330	340	352	304	299	320	341	358	375	378	369	351	340	345	326	330	331	340	341	338	332	337
7	356	341	349	347	344	329	347	335	333	346	368	387	392	380	361	335	315	321	328	323	322	328	326	322	343
8	335	339	336	332	341	330	310	315	300	324	346	379	371	360	340	317	305	310	320	323	318	320	313	313	329
9	331	327	323	350	311	311	302	300	326	343	354	374	375	368	350	338	318	313	316	317	290	326	316	315	329
10	349	340	339	333	340	331	314	309	333	360	368	372	356	340	332	316	283	297	319	330	307	306	324	316	330
11	341	327	330	326	325	314	295	295	315	333	351	370	374	355	338	315	303	310	328	324	329	335	331	330	329
12	332	331	329	326	311	309	295	290	307	328	361	383	385	355	316	293	281	289	303	310	306	310	304	320	320
13	324	330	332	330	324	316	306	301	310	335	364	389	378	360	332	313	297	296	302	310	307	308	306	312	324
14	313	309	314	311	310	300	284	280	299	321	351	382	376	353	329	313	305	301	306	307	304	280	298	307	315
15	313	330	327	322	305	289	272	281	293	321	363	383	371	329	320	299	286	288	290	297	303	300	303	300	312
16	321	328	326	320	328	326	311	290	289	320	330	362	366	360	340	310	296	305	310	297	304	304	296	302	318
17	283	265	317	310	322	294	313	300	265	290	320	363	337	290	274	270	230	246	279	260	268	258	259	271	287
18	271	277	272	269	269	257	253	250	267	268	300	314	308	307	283	272	266	261	255	257	269	266	264	266	272
19	264	270	272	268	262	251	240	246	259	271	300	315	310	388	380	271	254	254	250	240	258	251	270	268	267
20	264	264	269	271	270	257	247	229	246	283	317	320	316	303	281	270	255	257	265	265	264	258	245	250	269
21	250	263	271	270	259	238	218	241	257	261	289	306	309	301	285	266	259	252	252	261	253	250	250	255	263
22	263	260	260	260	257	249	240	238	230	259	272	294	304	306	287	264	254	250	246	255	252	251	253	256	261
23	254	253	254	252	253	248	240	240	241	255	278	295	294	285	279	266	259	258	258	259	261	256	253	250	260
24	257	255	260	256	250	255	268	239	245	250	283	303	311	305	285	263	250	248	255	246	233	260	264	253	262
25	233	224	259	285	259	238	240	249	274	277	291	300	288	288	264	255	257	251	250	257	256	263	259	257	261
26	261	263	260	258	250	245	239	240	259	273	298	308	294	288	262	253	250	251	249	245	242	261	260	269	262
27	262	262	260	255	250	244	243	239	258	276	294	307	292	270	258	246	237	241	243	244	247	248	246	250	257
28	248	246	244	250	241	225	213	226	231	258	298	298	292	269	252	242	238	240	233	246	251	250	253	258	250
29	249	250	243	237	237	226	225	221	246	255	289	314	297	291	260	241	232	235	246	248	249	242	247	250	251
30	254	249	246	244	239	232	231	228	247	268	260	268	258	242	221	193	188	190	204	203	203	205	204	210	229
31	...	...	...	...	...	...	...	...	...	...	...	...	...	...	...	...	...	...	...	...	...	...	...	...	...
MEANS	297	297	300	300	296	287	277	275	285	304	329	348	344	329	309	292	280	280	286	287	287	288	288	290	298

TABLE 145

EARTH-CURRENT POTENTIALS AT WATHEROO MAGNETIC OBSERVATORY

OCTOBER 1936 EXPRESSED IN TENTHS OF MILLIVOLTS — VALUES POSITIVE EXCEPT AS INDICATED OCTOBER 1936

(THE TABULAR VALUES ARE AVERAGES FOR SUCCESSIVE PERIODS OF ONE HOUR AS INDICATED 120° EAST MERIDIAN MEAN TIME)

COMPONENT EASTWARD LINE OR LENGTH IN KMS 9.90 DIRECTION TRUE E

DAY	0-1	1-2	2-3	3-4	4-5	5-6	6-7	7-8	8-9	9-10	10-11	11-12	12-13	13-14	14-15	15-16	16-17	17-18	18-19	19-20	20-21	21-22	22-23	23-24	MEAN
1	570	567	570	573	579	583	592	595	591	568	569	558	559	569	576	589	594	594	583	571	576	572	573	569	577
2	566	567	561	531	582	582	584	584	588	580	583	570	553	561	554	561	579	586	581	593	596	589	579	577	576
3	545	574	568	571	580	586	591	603	590	578	569	545	541	545	567	578	586	587	590	590	587	589	587	583	576
4	576	571	568	567	571	580	592	604	612	608	573	560	550	559	561	568	574	579	578	589	589	589	584	581	578
5	577	573	566	569	574	581	590	610	599	594	583	573	571	570	565	562	576	575	579	580	604	588	604	592	582
6	598	600	586	581	583	553	598	600	600	614	596	594	602	585	568	564	581	578	605	585	570	581	584	586	587
7	585	588	581	566	573	584	570	580	581	580	590	596	589	591	571	560	610	597	596	593	561	575	580	592	583
8	597	590	577	580	553	578	593	593	610	626	625	618	566	580	560	602	577	581	580	580	587	594	592	584	588
9	590	592	580	568	583	581	578	583	588	579	588	597	574	579	593	577	613	580	579	624	592	600	593	576	587
10	597	590	596	560	594	593	588	597	595	590	588	604	599	590	610	612	626	624	578	590	604	592	573	556	594
11	590	587	575	579	603	591	599	606	596	579	583	578	570	565	572	575	580	593	584	591	590	592	581	591	585
12	581	588	585	591	594	601	600	610	596	592	579	560	553	566	587	594	614	613	603	585	586	587	589	584	589
13	583	584	588	592	594	597	594	603	602	591	568	551	554	560	575	585	591	597	600	590	604	591	589	590	586
14	590	594	589	590	590	596	603	610	615	608	590	570	550	564	574	592	584	587	591	606	619	640	621	593	594
15	576	575	579	580	582	590	599	584	606	608	582	546	552	582	570	620	621	606	582	588	594	590	602	586	588
16	584	577	585	586	600	595	607	602	625	611	615	598	585	578	578	601	605	587	589	598	602	589	587	580	594
17	...	...	...	...	...	...	...	...	...	...	...	...	...	...	...	...	...	...	...	...	...	...	...	...	...
18	577	585	577	572	587	604	609	605	620	602	603	591	596	553	542	577	588	600	614	597	606	599	592	589	591
19	584	583	586	588	590	593	606	614	610	605	585	575	591	597	591	583	600	602	595	600	623	620	592	578	596
20	589	590	586	580	576	605	594	607	640	637	592	573	570	582	588	594	599	598	595	593	596	605	620	561	595
21	607	610	598	593	591	589	593	606	619	608	590	583	600	596	600	599	596	600	609	601	603	613	602	599	600
22	588	587	583	584	588	590	594	613	620	616	604	594	590	582	588	593	589	595	596	600	609	609	602	603	596
23	600	597	596	597	595	590	600	601	606	601	604	606	603	597	600	594	592	587	596	602	604	608	618	613	600
24	606	604	607	607	613	596	587	618	623	631	617	603	592	578	580	587	604	603	624	626	644	610	580	600	606
25	624	625	635	604	600	604	613	595	613	596	588	601	603	590	603	598	608	602	610	593	610	591	604	613	605
26	609	606	604	606	599	596	602	604	614	602	593	576	582	592	603	602	609	610	611	611	609	595	593	592	601
27	596	600	601	605	604	603	611	619	618	597	589	584	593	585	593	601	607	608	607	605	600	605	600	603	601
28	607	604	605	610	599	603	607	615	615	598	566	574	595	601	602	603	614	617	605	604	606	596	596	593	602
29	598	604	609	609	608	605	608	610	609	606	585	571	583	586	596	607	614	605	600	602	612	602	593	597	601
30	...	...	...	...	...	...	...	...	...	...	...	...	...	...	...	...	...	...	...	...	...	...	...	...	...
31	...	...	...	...	...	...	...	...	...	...	...	...	...	...	...	...	...	...	...	...	...	...	...	...	...
MEANS	589	590	587	585	589	591	596	602	607	600	589	580	577	578	581	588	598	596	595	596	599	597	593	588	591

TABLE 146

EARTH-CURRENT POTENTIALS AT WATHEROO MAGNETIC OBSERVATORY

NOVEMBER 1936 EXPRESSED IN TENTHS OF MILLIVOLTS — VALUES NEGATIVE EXCEPT AS INDICATED **NOVEMBER 1936**

(THE TABULAR VALUES ARE AVERAGES FOR SUCCESSIVE PERIODS OF ONE HOUR AS INDICATED 120° EAST MERIDIAN MEAN TIME)

COMPONENT NORTHWARD LINE OQ LENGTH IN KMS 3.425 DIRECTION TRUE N

DAY	0-1	1-2	2-3	3-4	4-5	5-6	6-7	7-8	8-9	9-10	10-11	11-12	12-13	13-14	14-15	15-16	16-17	17-18	18-19	19-20	20-21	21-22	22-23	23-24	MEAN
1	+213	+232	+228	+220	+210	+198	+188	+198	+213	+231	+251	+257	+261	+240	+229	+211	+211	+203	+211	+210	+210	+207	+211	+213	+219
2	+209	+226	+224	+222	+220	+214	+202	+203	+203	+233	+255	+266	+267	+247	+226	+217	+204	+203	+210	+213	+210	+206	+203	+200	+220
3	...	...	...	...	...	...	...	...	...	...	...	...	...	...	...	...	...	...	...	...	...	...	...	...	...
4	+184	+220	+180	+204	+223	+183	+180	+182	+165	+195	+254	+240	+224	+221	+195	+177	+172	+172	+182	+188	+191	+188	+185	+182	+195
5	+206	+199	+194	+190	+186	+181	+166	+167	+186	+214	+245	+240	+215	+224	+209	+179	+170	+174	+194	+190	+190	+192	+190	+187	+195
6	+186	+189	+186	+184	+180	+179	+167	+173	+173	+199	+214	+219	+235	+222	+200	+188	+160	+172	+170	+183	+180	+176	+187	+190	+188
7	+187	+173	+184	+178	+172	+163	+181	+175	+183	+199	+202	+230	+239	+230	+203	+187	+175	+170	+162	+180	+186	+176	+178	+190	+188
8	+198	+190	+184	+200	+168	+194	+170	+160	+172	+185	+196	+210	+219	+212	+191	+174	+171	+155	+173	+175	+171	+167	+176	+157	+182
9	+181	+175	+177	+174	+170	+166	+177	+154	+181	+192	+208	+215	+192	+186	+181	+156	+160	+169	+171	+162	+160	+160	+163	+169	+175
10	+165	+168	+170	+164	+170	+165	+157	+152	+183	+196	+223	+240	+215	+198	+185	+171	+109	+119	+135	+144	+153	+150	+155	+150	+168
11	...	...	...	...	...	...	...	...	...	...	...	...	...	...	...	...	...	...	...	...	...	...	...	...	...
12	16	+ 6	23	23	23	+ 18	30	50	42	20	+ 3	+ 10	4	12	25	37	40	34	29	29	33	33	42	24	22
13	22	25	18	20	45	47	50	55	33	10	3	+ 17	+ 8	5	22	41	47	44	33	36	31	35	34	39	28
14	38	47	50	62	62	75	79	64	38	33	+ 1	3	9	30	44	53	64	64	47	43	42	49	52	41	45
15	39	40	32	46	60	70	67	65	64	18	+ 7	8	13	12	31	47	59	55	55	59	81	90	103	29	47
16	32	40	42	43	34	63	88	47	69	35	+ 5	+ 27	+ 5	10	35	56	48	54	30	63	68	44	22	21	38
17	22	29	7	28	33	57	58	48	33	20	+ 4	+ 15	+ 3	9	28	49	69	70	61	70	72	82	71	79	40
18	84	76	85	75	76	71	94	85	82	69	64	41	49	48	59	83	102	98	102	86	93	90	88	84	78
19	...	...	...	...	...	...	...	...	...	...	...	...	...	...	...	...	...	...	...	...	...	...	...	...	...
20	48	38	50	56	46	60	62	62	58	40	28	12	10	16	35	59	74	82	65	65	68	68	59	55	51
21	...	...	...	...	...	...	...	...	...	...	...	...	...	...	...	...	...	...	...	...	...	...	...	...	...
22	73	104	120	126	140	153	159	180	174	175	154	129	123	128	153	170	173	184	188	173	179	170	170	171	153
23	166	168	171	169	172	180	188	190	174	163	153	140	145	150	163	174	186	190	185	184	177	180	179	174	172
24	177	172	172	178	173	172	170	176	181	174	154	139	134	146	150	159	184	180	181	168	160	157	156	153	166
25	160	153	157	160	163	172	173	157	169	145	139	129	120	135	139	162	173	177	162	159	158	162	161	155	156
26	153	159	151	156	159	167	207	167	152	147	135	118	118	129	148	159	164	170	156	155	150	148	154	137	152
27	152	140	146	147	168	170	163	180	161	140	133	130	115	138	152	159	167	161	155	154	153	146	150	150	151
28	144	144	147	146	152	164	171	148	141	130	116	107	114	128	138	146	159	154	140	134	143	143	143	138	141
29	...	...	...	...	...	...	...	...	...	...	...	...	...	...	...	...	...	...	...	...	...	...	...	...	...
30	139	138	142	133	139	160	166	150	140	135	119	110	108	110	114	128	150	152	157	154	143	140	136	131	137
MEANS	+ 11	+ 12	+ 9	+ 7	+ 2	5	14	10	2	+ 16	+ 35	+ 45	+ 41	+ 31	+ 15	1	13	13	6	4	4	5	3	2	+ 6

TABLE 147

EARTH-CURRENT POTENTIALS AT WATHEROO MAGNETIC OBSERVATORY

NOVEMBER 1936 EXPRESSED IN TENTHS OF MILLIVOLTS — VALUES POSITIVE EXCEPT AS INDICATED NOVEMBER 1936

(THE TABULAR VALUES ARE AVERAGES FOR SUCCESSIVE PERIODS OF ONE HOUR AS INDICATED 120° EAST MERIDIAN MEAN TIME)

COMPONENT EASTWARD LINE OR LENGTH IN KMS 9.90 DIRECTION TRUE E

DAY	0-1	1-2	2-3	3-4	4-5	5-6	6-7	7-8	8-9	9-10	10-11	11-12	12-13	13-14	14-15	15-16	16-17	17-18	18-19	19-20	20-21	21-22	22-23	23-24	MEAN
1	590	596	582	590	602	614	627	624	619	604	584	578	583	585	588	602	588	601	602	597	606	607	610	600	599
2	592	586	585	590	600	597	610	624	617	609	596	591	602	580	584	581	588	584	592	600	608	607	603	585	596
3	...	...	...	...	...	...	...	...	...	...	...	...	...	...	...	...	...	...	...	...	...	...	...	...	...
4	619	552	587	600	575	615	620	603	618	616	632	582	607	608	604	603	587	589	596	593	597	610	612	614	601
5	570	593	594	591	590	590	606	622	632	619	606	561	568	600	610	610	603	608	587	594	610	607	611	607	600
6	606	600	602	596	600	596	604	612	620	619	608	580	570	587	600	588	614	612	610	598	611	623	610	609	603
7	600	605	6 6	6 7	605	605	597	608	607	607	604	588	600	604	620	594	596	611	616	608	594	623	618	606	605
8	599	610	603	589	610	576	606	618	614	609	591	588	609	631	610	605	609	609	606	603	604	602	607	610	605
9	604	600	626	621	621	612	603	630	623	627	603	604	583	603	622	619	592	600	607	606	604	606	601	590	609
10	601	602	613	618	613	610	619	620	609	595	579	583	582	598	603	623	627	613	609	609	602	604	614	606	606
11	593	612	620	618	625	622	619	626	626	599	586	580	589	597	602	606	617	642	625	617	618	620	614	613	612
12	606	599	630	631	626	592	614	632	620	626	605	595	571	577	606	609	617	610	610	601	601	595	597	595	607
13	600	602	602	598	608	607	614	625	626	607	581	574	585	589	601	613	613	614	609	610	607	610	609	603	604
14	604	605	608	605	610	615	628	640	621	620	595	574	571	582	601	604	616	625	610	619	619	613	605	606	608
15	590	613	614	606	620	616	628	639	629	607	574	570	592	604	604	670	675	600	618	633	624	624	658	608	617
16	595	602	604	605	607	620	620	610	626	630	590	586	602	620	621	589	616	614	623	623	636	596	609	599	610
17	585	621	604	596	625	615	615	620	636	633	603	583	611	594	601	620	598	604	609	613	610	629	597	606	610
18	607	596	610	605	613	603	612	629	632	637	622	600	586	578	594	609	641	611	623	614	630	609	596	626	612
19	...	...	...	...	...	...	...	...	...	...	...	...	...	...	...	...	...	...	...	...	...	...	...	...	...
20	616	590	596	610	590	605	602	616	626	641	626	630	629	605	597	607	610	615	631	624	635	622	611	616	615
21	602	612	609	602	611	613	620	628	627	645	638	615	611	605	605	599	584	600	604	594	598	617	616	616	611
22	616	623	620	606	613	610	610	613	617	631	638	630	615	604	603	607	606	605	611	608	610	620	625	626	615
23	626	620	618	616	615	611	606	608	606	607	628	610	614	608	623	616	612	610	612	612	607	609	617	606	613
24	618	621	620	620	614	604	603	610	621	625	622	621	622	621	620	616	622	619	626	627	618	616	615	623	618
25	624	620	621	620	622	611	615	626	635	624	632	620	617	614	606	627	621	627	621	620	622	622	615	626	621
26	629	621	626	628	627	622	627	617	609	610	616	606	604	632	628	610	630	650	630	627	626	626	624	612	622
27	635	619	640	653	650	636	629	640	629	620	616	621	620	631	640	638	628	625	624	626	634	627	629	628	631
28	629	628	631	639	638	632	640	632	625	624	628	619	618	629	630	624	637	634	630	626	620	631	607	621	628
29	...	...	...	...	...	...	...	...	...	...	...	...	...	...	...	...	...	...	...	...	...	...	...	...	...
30	630	626	627	631	630	647	646	649	646	652	634	606	602	605	611	612	639	638	636	638	626	632	629	605	629
MEANS	606	606	611	611	613	611	616	623	623	620	609	596	599	603	609	611	614	614	614	613	614	615	613	610	611

TABLE 148

EARTH-CURRENT POTENTIALS AT WATHEROO MAGNETIC OBSERVATORY

EXPRESSED IN TENTHS OF MILLIVOLTS — VALUES NEGATIVE EXCEPT AS INDICATED

DECEMBER 1936

(THE TABULAR VALUES ARE AVERAGES FOR SUCCESSIVE PERIODS OF ONE HOUR AS INDICATED 120° EAST MERIDIAN MEAN TIME)

COMPONENT NORTHWARD LINE OQ LENGTH IN KMS 3.425 DIRECTION TRUE N

DAY	0-1	1-2	2-3	3-4	4-5	5-6	6-7	7-8	8-9	9-10	10-11	11-12	12-13	13-14	14-15	15-16	16-17	17-18	18-19	19-20	20-21	21-22	22-23	23-24	MEAN
1	144	215	132	126	134	142	145	162	155	132	83	96	93	106	116	133	192	184	174	174	177	162	160	160	142
2	...	...	...	...	...	...	...	...	...	...	...	...	...	...	...	...	...	...	...	...	...	...	...	...	...
3	170	158	164	156	156	170	157	170	189	191	155	117	121	127	141	152	167	169	164	158	158	159	168	159	158
4	141	147	155	153	155	156	165	160	163	159	128	114	108	121	133	141	168	158	166	170	169	167	144	163	150
5	162	140	155	155	157	170	173	155	155	149	135	126	130	138	148	168	169	177	164	163	159	157	158	159	155
6	152	161	154	147	155	161	157	169	163	149	150	125	135	152	164	185	184	180	181	170	174	162	169	169	161
7	160	168	168	144	172	172	181	168	177	159	153	143	146	144	143	160	177	178	172	160	162	161	163	166	162
8	...	...	...	...	...	...	...	...	...	...	...	...	...	...	...	...	...	...	...	...	...	...	...	...	...
9	170	162	167	160	169	179	180	172	158	152	137	139	130	149	164	174	180	182	178	163	165	174	177	148	164
10	150	150	155	167	171	182	174	172	157	142	131	125	131	146	160	178	172	170	170	165	168	161	158	156	159
11	154	160	173	189	210	222	189	178	157	123	103	113	119	132	152	173	179	177	174	160	150	154	155	154	160
12	154	158	168	171	184	199	184	186	168	130	95	90	98	114	159	168	177	179	169	149	148	143	150	161	154
13	144	132	143	165	175	202	189	179	153	122	118	77	101	110	138	169	178	175	165	153	144	144	151	137	148
14	136	137	137	144	145	154	141	158	142	133	120	117	116	113	131	134	154	152	155	140	129	96	117	110	134
15	131	122	126	129	142	152	161	168	147	128	123	104	92	119	137	151	189	185	182	180	183	161	165	161	147
16	...	...	...	...	...	...	...	...	...	...	...	...	...	...	...	...	...	...	...	...	...	...	...	...	...
17	...	...	...	...	...	...	...	...	...	...	...	...	...	...	...	...	...	...	...	...	...	...	...	...	...
18	...	...	...	...	...	...	...	...	...	...	...	...	...	...	...	...	...	...	...	...	...	...	...	...	...
19	128	124	127	135	132	145	159	158	145	131	110	97	124	139	154	171	179	184	177	174	183	188	191	189	152
20	183	180	185	188	189	196	207	202	191	183	160	161	178	188	204	216	218	218	214	211	222	223	218	211	198
21	220	222	231	229	225	241	229	236	223	198	164	170	187	205	210	223	227	243	247	242	237	243	236	245	222
22	232	233	223	227	230	238	220	212	212	207	198	210	201	220	221	239	246	250	240	241	239	247	247	240	228
23	...	...	...	...	...	...	...	...	...	...	...	...	...	...	...	...	...	...	...	...	...	...	...	...	...
24	144	151	151	158	178	179	176	167	163	167	163	158	168	181	189	209	222	231	241	240	228	232	230	230	190
25	234	230	232	233	240	239	242	237	234	232	218	211	221	226	244	256	265	270	266	262	263	263	260	260	243
26	262	254	255	257	264	276	275	284	267	239	203	197	220	230	255	270	271	277	272	274	273	275	272	277	258
27	272	259	265	260	268	282	272	270	263	257	237	222	222	241	250	262	278	292	300	286	289	289	277	287	267
28	278	270	272	284	274	266	298	304	269	255	216	204	220	259	282	318	314	300	321	330	287	277	313	254	278
29	312	261	270	280	292	307	314	302	278	248	227	224	251	263	279	273	289	294	301	302	289	290	295	295	281
30	284	270	275	280	277	286	296	300	300	274	244	230	232	249	265	278	295	294	285	281	288	293	290	282	277
31	278	284	282	295	283	285	270	312	308	289	246	221	227	232	255	268	290	304	297	297	291	289	284	289	278
MEANS	192	186	191	193	199	208	206	207	198	182	161	152	159	172	188	203	215	217	215	210	207	204	206	202	195

TABLE 149

EARTH-CURRENT POTENTIALS AT WATHEROO MAGNETIC OBSERVATORY

DECEMBER 1936 EXPRESSED IN TENTHS OF MILLIVOLTS — VALUES POSITIVE EXCEPT AS INDICATED DECEMBER 1936

(THE TABULAR VALUES ARE AVERAGES FOR SUCCESSIVE PERIODS OF ONE HOUR AS INDICATED 120° EAST MERIDIAN MEAN TIME)

COMPONENT EASTWARD LINE OR LENGTH IN KMS 9.90 DIRECTION TRUE E

DAY	0-1	1-2	2-3	3-4	4-5	5-6	6-7	7-8	8-9	9-10	10-11	11-12	12-13	13-14	14-15	15-16	16-17	17-18	18-19	19-20	20-21	21-22	22-23	23-24	MEAN
1	623	635	630	632	640	630	636	650	650	646	654	627	634	623	632	630	636	637	640	628	626	640	650	635	636
2	...	...	...	...	...	...	...	...	...	...	...	...	...	...	...	...	...	...	...	...	...	...	...	...	...
3	626	625	623	620	625	621	632	630	658	671	664	639	625	631	634	644	631	635	640	625	630	648	646	641	636
4	618	618	620	633	629	628	636	644	643	640	635	615	565	646	643	640	650	648	634	652	648	666	627	629	634
5	647	624	640	640	625	626	629	647	657	637	628	612	633	642	641	627	620	641	633	633	626	630	641	634	634
6	636	642	640	632	639	634	606	652	633	637	623	633	639	633	636	643	636	645	641	641	633	641	638	618	636
7	652	635	655	630	643	646	641	630	630	641	632	651	654	653	640	644	648	634	639	626	632	638	638	640	641
8	...	...	...	...	...	...	...	...	...	...	...	...	...	...	...	...	...	...	...	...	...	...	...	...	...
9	646	643	649	640	650	640	640	640	622	638	642	649	646	640	648	643	647	648	642	637	637	640	645	649	642
10	649	649	653	654	649	644	640	640	635	625	638	652	641	635	643	646	642	642	650	650	655	650	647	645	645
11	640	651	650	651	650	641	658	655	641	623	623	637	642	645	650	660	654	660	656	647	644	644	641	645	646
12	644	629	658	651	654	647	663	670	654	637	609	610	620	623	665	665	670	661	648	651	615	612	668	640	644
13	663	658	657	667	649	656	650	650	659	630	647	645	657	623	645	661	655	663	674	636	649	643	635	651	651
14	642	642	642	672	662	659	660	654	633	646	657	656	640	672	643	652	662	669	631	653	677	661	629	651	653
15	641	648	656	655	653	654	654	670	660	638	648	644	639	640	654	653	670	650	655	656	665	642	645	653	652
16	648	653	647	655	655	658	659	676	672	656	644	639	643	641	636	663	649	649	668	663	657	671	693	659	656
17	...	...	...	...	...	...	...	...	...	...	...	...	...	...	...	...	...	...	...	...	...	...	...	...	...
18	652	660	640	664	659	660	672	673	674	671	648	640	642	647	655	658	671	661	660	662	670	670	662	660	660
19	670	661	653	656	640	657	664	671	667	662	661	642	632	641	654	664	670	681	663	657	660	669	669	671	660
20	667	655	660	660	656	650	663	680	664	659	635	638	657	662	675	666	664	669	664	665	681	676	676	664	663
21	662	666	669	668	644	680	670	695	685	666	666	657	667	665	655	670	670	663	656	665	676	669	645	676	667
22	666	700	676	672	667	664	655	667	667	669	666	664	663	678	679	679	665	675	670	662	665	672	675	670	670
23	680	673	679	672	667	671	666	676	685	691	685	659	667	672	684	681	658	691	685	676	662	670	670	684	675
24	678	680	681	674	687	673	669	669	662	673	682	683	685	685	659	660	654	658	667	668	668	663	675	678	672
25	681	678	684	686	678	686	663	660	668	669	679	678	665	663	678	673	673	680	673	670	670	669	665	674	673
26	675	679	676	689	687	691	679	680	680	674	660	664	669	672	669	678	670	688	682	680	679	681	676	681	678
27	679	675	686	684	690	689	675	687	682	681	671	649	671	680	676	700	703	683	687	701	682	700	690	678	683
28	666	670	692	714	710	670	718	735	708	756	713	707	715	713	665	697	663	657	727	713	678	700	707	676	699
29	658	713	692	686	696	706	717	723	725	709	673	656	661	660	665	676	675	689	678	711	698	707	700	695	690
30	683	688	687	691	692	691	700	712	717	711	699	683	677	670	671	670	686	698	702	704	700	704	706	693	693
31	690	693	689	701	711	690	695	715	709	698	698	687	675	661	676	673	684	722	722	708	709	708	704	708	697
MEANS	656	659	660	662	661	659	661	670	666	663	656	651	651	654	656	661	660	664	664	662	660	664	663	661	660

TABLE 150

EARTH-CURRENT POTENTIALS AT WATHEROO MAGNETIC OBSERVATORY

JANUARY 1937 — EXPRESSED IN TENTHS OF MILLIVOLTS — VALUES NEGATIVE EXCEPT AS INDICATED — JANUARY 1937

(THE TABULAR VALUES ARE AVERAGES FOR SUCCESSIVE PERIODS OF ONE HOUR AS INDICATED 120° EAST MERIDIAN MEAN TIME)

COMPONENT NORTHWARD LINE OQ LENGTH IN KMS 3.425 DIRECTION TRUE N

DAY	0-1	1-2	2-3	3-4	4-5	5-6	6-7	7-8	8-9	9-10	10-11	11-12	12-13	13-14	14-15	15-16	16-17	17-18	18-19	19-20	20-21	21-22	22-23	23-24	MEAN
1	274	260	263	268	268	269	280	280	286	265	237	224	223	224	239	248	270	286	298	291	290	287	288	281	267
2	274	273	272	279	278	286	287	292	302	294	257	213	219	244	266	282	290	282	294	292	297	297	299	299	278
3	294	290	284	288	290	275	277	254	282	275	243	230	259	271	287	299	300	292	298	305	298	300	301	295	283
4	292	293	288	289	290	293	292	301	302	290	269	250	231	247	269	288	305	312	315	300	307	306	304	304	289
5	304	288	300	304	302	303	297	297	301	289	284	270	262	265	284	305	291	292	292	302	301	299	299	300	293
6	294	266	297	287	292	295	289	284	281	260	245	225	236	263	292	310	311	304	290	289	289	286	296	294	282
7	294	295	294	289	299	296	280	272	273	265	243	247	264	272	268	290	290	282	277	270	283	295	289	308	281
8	317	318	314	259	278	266	246	258	270	212	200	210	252	281	294	295	293	294	290	294	291	291	279	281	274
9	281	287	285	282	279	290	294	287	281	256	220	234	259	274	291	289	284	291	288	262	273	288	276	278	276
10	277	288	271	281	291	274	291	258	241	242	191	198	219	229	245	270	274	293	288	312	280	293	269	286	265
11	273	280	280	260	260	261	268	264	245	232	208	215	219	225	245	271	276	280	279	278	268	281	277	268	259
12	251	254	251	262	260	252	270	262	264	230	210	222	233	248	250	245	256	274	267	267	265	256	261	275	254
13	248	223	226	231	240	260	247	229	232	191	202	235	260	285	300	313	320	321	331	321	320	314	303	304	269
14	306	304	309	308	298	315	330	320	312	287	261	274	274	288	304	312	306	307	311	320	309	312	316	310	304
15	...	...	...	...	...	...	...	...	...	...	...	...	...	...	...	...	...	...	...	...	...	...	...	...	...
16	291	289	294	312	318	331	320	320	303	292	252	260	271	281	295	313	313	315	302	303	312	310	309	305	300
17	...	...	...	...	...	...	...	...	...	...	...	...	...	...	...	...	...	...	...	...	...	...	...	...	...
18	311	304	297	305	290	298	300	308	300	270	236	252	267	270	293	308	313	318	317	306	309	308	301	297	295
19	304	294	293	296	301	307	310	312	309	281	260	245	263	277	298	314	290	288	288	291	293	292	294	290	291
20	285	288	285	282	286	295	288	296	282	270	247	233	249	266	272	288	294	310	317	289	296	300	319	309	285
21	292	293	297	296	291	299	319	324	268	277	263	244	259	290	305	323	330	326	323	319	311	319	298	315	299
22	...	...	...	...	...	...	...	...	...	...	...	...	...	...	...	...	...	...	...	...	...	...	...	...	...
23	...	...	...	...	...	...	...	...	...	...	...	...	...	...	...	...	...	...	...	...	...	...	...	...	...
24	...	...	...	...	...	...	...	...	...	...	...	...	...	...	...	...	...	...	...	...	...	...	...	...	...
25	...	...	...	...	...	...	...	...	...	...	...	...	...	...	...	...	...	...	...	...	...	...	...	...	...
26	284	285	281	278	282	291	295	293	279	270	244	247	260	257	269	286	291	308	306	295	294	295	292	286	282
27	273	300	279	290	300	286	320	310	284	242	188	201	232	268	284	292	277	268	279	284	303	288	300	311	278
28	...	...	...	...	...	...	...	...	...	...	...	...	...	...	...	...	...	...	...	...	...	...	...	...	...
29	...	...	...	...	...	...	...	...	...	...	...	...	...	...	...	...	...	...	...	...	...	...	...	...	...
30	...	...	...	...	...	...	...	...	...	...	...	...	...	...	...	...	...	...	...	...	...	...	...	...	...
31	...	...	...	...	...	...	...	...	...	...	...	...	...	...	...	...	...	...	...	...	...	...	...	...	...
MEANS	287	284	284	283	285	288	290	287	281	261	236	235	248	263	279	292	294	297	298	295	295	296	294	295	281

TABLE 151

EARTH-CURRENT POTENTIALS AT WATHEROO MAGNETIC OBSERVATORY

JANUARY 1937 EXPRESSED IN TENTHS OF MILLIVOLTS — VALUES POSITIVE EXCEPT AS INDICATED JANUARY 1937

(THE TABULAR VALUES ARE AVERAGES FOR SUCCESSIVE PERIODS OF ONE HOUR AS INDICATED 120° EAST MERIDIAN MEAN TIME)

COMPONENT EASTWARD LINE OR LENGTH IN KMS 9.90 DIRECTION TRUE E

DAY	0-1	1-2	2-3	3-4	4-5	5-6	6-7	7-8	8-9	9-10	10-11	11-12	12-13	13-14	14-15	15-16	16-17	17-18	18-19	19-20	20-21	21-22	22-23	23-24	MEAN
1	687	700	694	699	695	700	708	725	719	720	714	702	701	703	700	673	669	680	705	698	702	703	711	710	701
2	700	702	686	702	694	694	701	714	730	730	730	691	661	680	700	709	693	688	700	700	700	708	721	715	702
3	713	705	712	714	710	706	723	689	713	733	730	733	697	702	705	714	713	728	722	718	715	716	718	711	714
4	716	710	710	710	706	705	706	704	717	732	722	720	700	690	704	714	710	736	705	697	699	719	716	720	711
5	723	686	706	722	720	708	709	712	720	719	728	722	725	720	701	701	703	704	707	709	711	718	718	726	713
6	722	715	724	717	713	713	718	713	713	709	689	682	691	719	760	737	734	728	716	709	710	715	719	720	716
7	717	721	719	721	720	711	710	702	708	716	705	706	719	720	732	728	708	713	725	713	722	720	724	754	718
8	754	756	767	747	764	711	741	750	772	705	698	683	706	730	733	730	724	731	727	719	719	729	721	729	731
9	730	730	734	730	723	730	734	738	711	712	708	706	709	701	737	736	746	790	756	727	702	718	730	720	727
10	724	731	731	698	772	750	710	762	758	737	730	738	735	723	742	730	712	758	755	736	736	777	720	741	738
11	738	733	740	736	702	770	746	742	741	750	764	738	726	744	730	750	741	720	728	750	740	744	744	754	740
12	719	734	734	742	748	761	755	755	758	764	751	740	734	744	729	720	713	750	745	744	756	739	764	728	743
13	758	750	746	750	750	763	750	752	782	757	755	720	727	720	753	723	736	750	764	761	754	751	738	734	748
14	728	739	754	747	738	747	770	773	771	766	731	723	724	739	738	718	731	746	745	746	752	757	746	756	745
15	...	...	...	...	...	...	...	...	...	...	...	...	...	...	...	...	...	...	...	...	...	...	...	...	...
16	749	759	740	749	751	747	765	780	786	780	750	735	739	741	733	748	754	768	749	749	755	756	757	757	754
17	756	751	750	751	750	752	763	784	768	761	742	726	720	724	730	751	761	770	736	763	771	773	768	769	754
18	768	769	760	759	758	763	754	783	791	779	767	756	740	742	758	757	756	757	769	765	770	768	771	774	764
19	760	770	768	762	766	770	770	783	788	784	771	757	755	752	769	763	764	770	770	773	777	781	786	782	770
20	781	774	780	780	774	768	766	785	787	785	771	749	751	761	758	757	760	777	785	774	780	799	810	803	776
21	781	774	770	784	775	769	772	791	803	808	782	736	717	745	759	772	792	777	777	793	790	794	766	779	775
22	...	...	...	...	...	...	...	...	...	...	...	...	...	...	...	...	...	...	...	...	...	...	...	...	...
23	...	...	...	...	...	...	...	...	...	...	...	...	...	...	...	...	...	...	...	...	...	...	...	...	...
24	...	...	...	...	...	...	...	...	...	...	...	...	...	...	...	...	...	...	...	...	...	...	...	...	...
25	...	...	...	...	...	...	...	...	...	...	...	...	...	...	...	...	...	...	...	...	...	...	...	...	...
26	799	802	806	806	806	807	822	827	818	809	799	789	778	777	774	786	806	816	816	804	812	806	813	805	804
27	...	...	...	...	...	...	...	...	...	...	...	...	...	...	...	...	...	...	...	...	...	...	...	...	...
28	...	...	...	...	...	...	...	...	...	...	...	...	...	...	...	...	...	...	...	...	...	...	...	...	...
29	...	...	...	...	...	...	...	...	...	...	...	...	...	...	...	...	...	...	...	...	...	...	...	...	...
30	...	...	...	...	...	...	...	...	...	...	...	...	...	...	...	...	...	...	...	...	...	...	...	...	...
31	...	...	...	...	...	...	...	...	...	...	...	...	...	...	...	...	...	...	...	...	...	...	...	...	...
MEANS	739	739	740	739	740	740	742	751	755	750	740	726	722	728	736	734	735	746	743	740	742	747	746	747	740

TABLE 152

EARTH-CURRENT POTENTIALS AT WATHEROO MAGNETIC OBSERVATORY

EXPRESSED IN TENTHS OF MILLIVOLTS — VALUES NEGATIVE EXCEPT AS INDICATED FEBRUARY 1937

(THE TABULAR VALUES ARE AVERAGES FOR SUCCESSIVE PERIODS OF ONE HOUR AS INDICATED 120° EAST MERIDIAN MEAN TIME)

COMPONENT NORTHWARD LINE OC LENGTH IN KMS 3.425 DIRECTION TRUE N

DAY	0-1	1-2	2-3	3-4	4-5	5-6	6-7	7-8	8-9	9-10	10-11	11-12	12-13	13-14	14-15	15-16	16-17	17-18	18-19	19-20	20-21	21-22	22-23	23-24	MEAN
1	...	...	...	...	...	...	...	...	...	...	...	...	...	...	...	...	...	...	...	...	...	...	...	...	...
2	...	...	...	...	...	...	...	...	...	...	...	...	...	...	...	...	...	...	...	...	...	...	...	...	...
3	287	284	249	254	259	269	278	270	271	190	174	183	222	212	248	278	262	284	280	265	273	264	270	271	252
4	287	219	250	272	260	277	271	272	259	221	231	235	248	232	251	264	264	266	270	278	264	265	256	264	261
5	201	254	250	264	259	265	277	263	258	242	239	225	216	230	241	236	307	325	322	332	335	328	328	324	274
6	323	314	319	315	335	352	342	334	326	303	307	280	280	282	304	315	332	350	361	313	318	325	330	332	320
7	302	318	314	308	324	341	340	340	336	302	278	280	285	294	314	322	331	321	318	325	324	315	315	279	314
8	321	301	304	308	311	320	345	336	312	293	290	269	285	296	317	325	333	329	321	324	327	325	321	316	313
9	315	322	315	315	318	327	339	334	330	314	283	295	304	311	325	345	290	301	301	306	315	328	295	250	312
10	295	287	295	290	311	284	289	310	279	262	205	144	83	80	141	160	250	254	258	276	400	430	367	337	261
11	333	340	344	370	380	408	418	377	350	325	200	180	207	204	237	254	260	262	253	255	274	250	264	243	291
12	244	246	254	244	260	272	297	290	266	243	208	184	180	177	215	247	262	264	260	250	251	249	255	259	245
13	244	252	232	240	222	228	258	268	260	245	214	181	186	205	219	240	247	245	246	248	263	260	257	244	238
14	241	223	220	222	237	246	250	263	260	259	243	226	214	223	244	255	266	264	255	254	254	262	260	255	246
15	270	279	262	241	248	250	276	275	280	283	246	230	207	213	236	257	268	260	251	248	263	248	248	255	254
16	238	233	225	217	235	240	250	257	248	242	222	183	164	173	201	211	191	188	183	189	188	187	183	178	209
17	...	...	...	...	...	...	...	...	...	...	...	...	...	...	...	...	...	...	...	...	...	...	...	...	...
18	63	61	60	70	84	76	78	108	112	87	76	68	65	51	83	93	103	123	123	115	107	100	92	99	87
19	88	85	89	90	103	93	124	130	98	93	67	58	30	42	42	63	82	96	115	115	119	100	95	97	88
20	134	88	60	72	82	88	115	90	90	75	63	39	30	25	67	76	93	95	88	94	92	87	88	88	80
21	82	78	89	105	100	118	128	124	112	85	51	25	20	25	76	86	96	114	125	110	113	115	126	118	92
22	113	93	126	110	143	138	140	145	123	131	87	27	14	40	59	89	108	119	112	92	109	103	78	99	100
23	...	...	...	...	...	...	...	...	...	...	...	...	...	...	...	...	...	...	...	...	...	...	...	...	...
24	62	58	56	59	60	71	80	96	99	63	33	3	+ 37	0	42	65	75	97	87	79	79	82	77	70	61
25	65	69	58	54	65	64	79	92	100	70	22	+ 30	+ 28	1	36	71	76	88	79	71	68	60	58	58	56
26	57	56	56	65	60	62	79	93	82	61	31	3	+ 27	+ 28	24	59	77	77	74	71	60	63	58	52	53
27	61	53	58	56	60	60	83	96	99	81	44	+ 16	+ 30	21	44	62	78	93	76	72	76	93	67	63	60
28	66	57	61	58	62	74	86	96	87	50	17	0	+ 8	13	25	58	60	64	57	59	52	57	61	61	53
MEANS	196	192	189	192	199	205	218	219	210	188	160	136	130	138	166	185	196	203	201	198	205	204	198	192	188

TABLE 153

EARTH-CURRENT POTENTIALS AT WATHEROO MAGNETIC OBSERVATORY

FEBRUARY 1937 EXPRESSED IN TENTHS OF MILLIVOLTS — VALUES POSITIVE EXCEPT AS INDICATED FEBRUARY 1937

(THE TABULAR VALUES ARE AVERAGES FOR SUCCESSIVE PERIODS OF ONE HOUR AS INDICATED 120° EAST MERIDIAN MEAN TIME)

COMPONENT EASTWARD LINE OR LENGTH IN KMS 9.90 DIRECTION TRUE E

DAY	0-1	1-2	2-3	3-4	4-5	5-6	6-7	7-8	8-9	9-10	10-11	11-12	12-13	13-14	14-15	15-16	16-17	17-18	18-19	19-20	20-21	21-22	22-23	23-24	MEAN
1	...	...	...	...	...	...	...	...	...	...	...	...	...	...	...	...	...	...	...	...	...	...	...	...	...
2	...	...	...	...	...	...	...	...	...	...	...	...	...	...	...	...	...	...	...	...	...	...	...	...	...
3	644	647	648	643	636	629	630	594	680	710	624	670	628	710	694	765	644	665	630	620	620	658	661	610	652
4	660	666	665	672	679	665	668	672	670	632	613	624	631	635	654	644	659	670	661	675	630	675	633	653	654
5	664	659	627	658	657	666	666	675	685	688	677	620	649	645	626	630	635	653	638	648	651	654	653	664	654
6	638	666	670	648	642	672	668	639	677	675	658	664	663	625	648	634	637	665	700	654	661	667	661	679	661
7	667	660	670	669	674	688	694	704	706	686	667	665	641	658	642	672	680	670	668	661	668	670	679	651	671
8	684	675	687	686	672	680	699	700	708	690	686	673	659	659	670	669	673	672	674	673	680	677	678	681	680
9	670	675	686	682	697	690	698	693	693	690	657	655	680	692	670	713	694	695	694	703	719	710	698	754	692
10	720	685	714	665	737	732	701	734	750	675	660	700	658	735	637	683	698	700	705	710	698	675	714	698	699
11	688	686	680	708	713	698	700	713	726	722	708	688	660	693	717	701	720	731	730	732	724	723	700	730	708
12	724	714	718	710	714	720	735	758	762	751	719	687	681	678	697	722	756	736	747	753	742	740	734	717	725
13	756	732	724	745	730	740	748	773	776	767	742	708	690	690	685	717	740	767	777	765	746	762	698	730	738
14	745	766	753	731	742	750	758	796	752	800	750	751	735	735	723	748	750	754	756	751	755	762	762	760	753
15	759	753	765	740	732	763	792	792	785	792	785	777	733	713	745	761	772	782	769	767	777	780	788	790	767
16	779	764	765	738	785	780	780	787	805	799	772	765	735	748	783	777	767	783	785	816	825	795	815	806	781
17	...	...	...	...	...	...	...	...	...	...	...	...	...	...	...	...	...	...	...	...	...	...	...	...	...
18	1008	1010	1000	995	1009	1002	1005	1026	1035	1035	1019	1004	1005	1005	1014	1014	1015	1016	1015	1024	1030	1025	1018	1041	1015
19	1039	1035	1031	1000	1008	1015	1010	1035	1077	1026	1042	1019	1030	1000	985	1023	1033	1050	1042	1037	1087	1048	1038	1076	1033
20	1058	1024	1018	1043	1045	1038	1029	1037	1048	1028	1015	1023	1023	1015	1067	1044	1035	1046	1030	1056	1046	1054	1033	1081	1040
21	1060	1085	1056	1053	1056	1056	1055	1082	1082	1066	1040	1026	1019	1050	1050	1060	1050	1044	1056	1059	1059	1066	1078	1075	1058
22	1074	1064	1044	1033	1096	1082	1077	1100	1095	1080	1074	1045	1038	1045	1062	1073	1097	1103	1088	1100	1110	1082	1084	1078	1076
23	....	....	....	....	....	....	....	....	....	....	....	....	....	....	....	....	....	....	....	....	....	....	....	....	....
24	1096	1097	1087	1098	1106	1107	1105	1115	1123	1127	1110	1079	1065	1063	1066	1080	1110	1115	1101	1100	1109	1114	1100	1104	1099
25	1105	1106	1106	1107	1110	1112	1120	1130	1172	1142	1123	1064	1050	1053	1080	1110	1095	1120	1116	1121	1113	1127	1115	1116	1110
26	1113	1112	1115	1117	1117	1125	1126	1143	1143	1143	1128	1107	1102	1072	1095	1103	1128	1135	1125	1125	1154	1123	1127	1121	1121
27	1123	1116	1123	1125	1127	1120	1131	1145	1155	1163	1161	1117	1087	1082	1097	1120	1128	1135	1138	1121	1148	1168	1141	1132	1129
28	1135	1123	1122	1132	1121	1129	1138	1152	1162	1163	1133	1115	1111	1106	1100	1134	1120	1153	1132	1143	1155	1167	1159	1149	1136
MEANS	859	855	853	850	858	861	864	877	886	877	857	844	832	838	842	858	860	869	866	866	871	872	865	871	860

TABLE 154

EARTH-CURRENT POTENTIALS AT WATHEROO MAGNETIC OBSERVATORY

MARCH 1937 — EXPRESSED IN TENTHS OF MILLIVOLTS — VALUES POSITIVE EXCEPT AS INDICATED — MARCH 1937

(THE TABULAR VALUES ARE AVERAGES FOR SUCCESSIVE PERIODS OF ONE HOUR AS INDICATED 120° EAST MERIDIAN MEAN TIME)

COMPONENT NORTHWARD LINE OQ LENGTH IN KMS 3.425 DIRECTION TRUE N

DAY	0-1	1-2	2-3	3-4	4-5	5-6	6-7	7-8	8-9	9-10	10-11	11-12	12-13	13-14	14-15	15-16	16-17	17-18	18-19	19-20	20-21	21-22	22-23	23-24	MEAN
1	-66	-70	-68	-61	-48	-52	-54	-66	-45	-35	-20	-7	12	10	-8	-30	-37	-42	-40	-60	-44	-50	-56	-46	-41
2	-46	-50	-38	-44	-5	-40	-60	-35	-50	-25	0	10	15	5	-11	-25	-27	-26	-27	-4	4	-16	-33	0	-22
3	-1	11	16	20	-11	-15	-31	-19	-21	-7	15	25	21	14	4	-6	-19	-21	-22	-23	-20	-17	-13	-16	-6
4	-14	-9	-9	-9	-10	-15	-23	-35	-33	-20	7	30	40	25	10	-3	-19	-31	-26	-26	-19	-13	-20	-10	-10
5	-19	-15	-15	-12	-18	-25	-29	-41	-28	-28	22	25	45	22	4	1	-28	-60	-63	-30	-45	-40	-30	5	-17
6	-10	-10	-15	-11	-9	-9	-16	-34	-24	0	21	15	6	5	-6	-9	-15	-18	-11	-21	-20	-32	-33	-23	-12
7	-18	-23	-14	-19	-20	-13	-28	-32	-33	-5	25	30	22	19	10	1	-16	-16	-21	-15	-14	-9	-17	-12	-9
8	-15	-17	-25	-37	-50	-73	-92	-65	-41	-24	5	30	41	18	0	-12	-27	-21	-16	-15	-14	-15	-14	-15	-21
9	-6	-9	-11	-23	-38	-51	-61	-49	-18	8	20	55	60	33	27	15	0	-8	-10	-4	-9	-9	-8	-7	-4
10	...	...	...	...	...	...	...	...	...	...	...	...	...	...	...	...	...	...	...	...	...	...	...	...	...
11	147	150	112	134	134	119	112	113	144	164	278	298	292	274	256	235	226	228	234	232	225	226	227	225	199
12	236	236	238	235	227	225	212	196	211	229	267	280	277	266	251	229	215	210	219	217	215	218	217	222	231
13	229	233	230	228	232	219	207	204	207	235	278	290	278	259	232	219	206	212	216	214	214	214	218	218	229
14	207	207	218	226	212	205	215	215	200	190	245	240	247	242	224	206	188	180	160	209	192	200	195	181	208
15	185	205	187	186	184	179	164	102	159	178	207	212	213	206	200	182	166	166	155	170	100	140	195	198	177
16	182	164	170	178	171	166	153	158	169	186	202	214	206	192	182	165	190	192	190	187	180	177	175	170	180
17	172	168	167	195	175	177	153	153	160	179	214	219	210	183	172	147	145	149	155	160	155	154	154	155	170
18	...	...	...	...	...	...	...	...	...	...	...	...	...	...	...	...	...	...	...	...	...	...	...	...	...
19	107	107	113	110	108	115	93	89	93	94	122	158	155	150	137	115	103	102	103	101	107	103	89	105	112
20	...	...	...	...	...	...	...	...	...	...	...	...	...	...	...	...	...	...	...	...	...	...	...	...	...
21	95	120	98	100	186	89	82	81	97	105	128	132	139	134	111	118	94	97	107	99	100	94	94	89	108
22	...	...	...	...	...	...	...	...	...	...	...	...	...	...	...	...	...	...	...	...	...	...	...	...	...
23	...	...	...	...	...	...	...	...	...	...	...	...	...	...	...	...	...	...	...	...	...	...	...	...	...
24	128	135	127	105	108	109	79	90	90	80	148	173	177	178	173	147	130	119	109	114	108	104	106	108	123
25	112	110	121	108	115	110	131	140	126	144	148	162	176	173	155	130	115	104	119	112	110	100	107	104	126
26	108	105	88	82	77	79	68	78	97	110	132	143	148	143	132	118	103	97	101	101	101	86	112	103	105
27	112	111	107	99	110	78	82	115	147	132	135	168	161	155	145	132	116	100	98	100	50	107	91	125	116
28	145	128	130	130	118	125	122	96	114	155	147	170	174	158	132	112	110	105	115	102	104	102	103	116	126
29	112	117	117	116	126	131	108	84	100	107	148	174	158	136	122	107	105	112	110	105	103	103	103	106	117
30	105	111	115	115	111	113	117	90	107	131	160	171	162	139	126	112	106	105	106	106	108	108	110	109	118
31	112	115	110	118	104	116	107	101	105	136	168	165	161	168	122	78	140	75	105	115	95	93	117	98	118
MEANS	88	90	87	87	88	79	70	66	78	93	124	138	138	127	112	96	87	81	83	86	80	82	84	89	93

TABLE 155

EARTH-CURRENT POTENTIALS AT WATHEROO MAGNETIC OBSERVATORY

MARCH 1937 EXPRESSED IN TENTHS OF MILLIVOLTS — VALUES POSITIVE EXCEPT AS INDICATED MARCH 1937

(THE TABULAR VALUES ARE AVERAGES FOR SUCCESSIVE PERIODS OF ONE HOUR AS INDICATED 120° EAST MERIDIAN MEAN TIME)

COMPONENT EASTWARD LINE OR LENGTH IN KMS 9.90 DIRECTION TRUE E

DAY	0-1	1-2	2-3	3-4	4-5	5-6	6-7	7-8	8-9	9-10	10-11	11-12	12-13	13-14	14-15	15-16	16-17	17-18	18-19	19-20	20-21	21-22	22-23	23-24	MEAN
1	1155	1143	1146	1153	1156	1157	1142	1165	1165	1153	1164	1148	1129	1123	1132	1117	1080	1128	1210	1210	1157	1166	1168	1162	1149
2	1148	1162	1133	1146	1162	1185	1160	1190	1205	1201	1218	1151	1108	1130	1132	1153	1125	1167	1174	1160	1160	1188	1150	1194	1163
3	1174	1180	1125	1150	1155	1163	1164	1172	1192	1180	1157	1138	1141	1151	1150	1145	1149	1150	1157	1155	1165	1170	1175	1173	1158
4	1174	1171	1165	1166	1166	1162	1159	1172	1180	1178	1161	1144	1133	1147	1157	1161	1156	1164	1160	1168	1165	1155	1205	1183	1165
5	1154	1155	1178	1171	1171	1172	1171	1175	1179	1198	1180	1163	1162	1188	1156	1148	1163	1200	1294	1253	1172	1201	1185	1140	1183
6	1162	1125	1156	1146	1157	1160	1184	1191	1190	1179	1147	1158	1174	1174	1174	1166	1168	1172	1165	1174	1173	1182	1186	1184	1171
7	1188	1157	1183	1178	1175	1176	1188	1194	1183	1175	1169	1175	1183	1182	1182	1175	1171	1168	1173	1179	1182	1186	1189	1193	1801
8	1193	1191	1184	1175	1175	1168	1180	1181	1192	1188	1181	1174	1174	1171	1168	1183	1188	1183	1190	1186	1181	1182	1185	1186	1182
9	1190	1191	1159	1185	1176	1175	1182	1201	1201	1183	1179	1180	1170	1166	1172	1183	1179	1191	1194	1178	1178	1194	1201	1189	1184
10	....	....	....	....	....	....	....	....	....	....	....	....	....	....	....	....	....	....	....	....	....	....	....	....	....
11	1190	1204	1197	1197	1195	1197	1206	1207	1208	1193	1175	1163	1160	1175	1187	1202	1200	1206	1207	1209	1205	1202	1203	1194	1195
12	1190	1190	1198	1205	1207	1209	1207	1217	1219	1199	1187	1180	1166	1178	1186	1187	1190	1203	1204	1202	1204	1204	1200	1201	1198
13	1197	1198	1198	1201	1198	1212	1209	1216	1214	1205	1170	1159	1162	1168	1188	1179	1203	1213	1212	1213	1204	1201	1202	1199	1196
14	1199	1204	1200	1192	1192	1221	1211	1190	1180	1230	1220	1210	1198	1201	1203	1179	1215	1227	1238	1187	1190	1199	1200	1202	1204
15	1175	1170	1204	1194	1190	1201	1199	1185	1215	1201	1190	1174	1182	1205	1203	1222	1231	1220	1280	1310	1230	1200	1182	1178	1206
16	1194	1191	1179	1182	1182	1188	1197	1208	1194	1196	1187	1190	1182	1181	1179	1190	1203	1217	1214	1218	1212	1214	1221	1217	1197
17	1212	1204	1205	1177	1205	1208	1209	1215	1228	1219	1203	1185	1166	1172	1185	1206	1216	1203	1208	1202	1210	1214	1217	1213	1203
18	....	....	....	....	....	....	....	....	....	....	....	....	....	....	....	....	....	....	....	....	....	....	....	....	....
19	1198	1204	1218	1203	1201	1190	1203	1201	1217	1187	1180	1195	1193	1191	1181	1191	1197	1207	1193	1202	1203	1210	1207	1206	1199
20	....	....	....	....	....	....	....	....	....	....	....	....	....	....	....	....	....	....	....	....	....	....	....	....	....
21	1170	1100	1211	1160	1195	1196	1158	1177	1194	1150	1180	1187	1199	1205	1202	1211	1213	1209	1201	1198	1202	1203	1213	1222	1190
22	....	....	....	....	....	....	....	....	....	....	....	....	....	....	....	....	....	....	....	....	....	....	....	....	....
23	....	....	....	....	....	....	....	....	....	....	....	....	....	....	....	....	....	....	....	....	....	....	....	....	....
24	1210	1192	1219	1212	1216	1210	1192	1187	1228	1180	1191	1197	1200	1209	1210	1214	1223	1226	1223	1215	1215	1223	1213	1198	1208
25	1221	1208	1201	1197	1217	1200	1197	1194	1232	1216	1210	1217	1217	1218	1223	1245	1251	1260	1222	1228	1231	1237	1229	1232	1221
26	1227	1233	1231	1232	1224	1227	1230	1233	1234	1226	1220	1215	1207	1216	1220	1246	1242	1242	1242	1244	1246	1260	1239	1243	1232
27	1233	1230	1224	1225	1221	1220	1236	1275	1238	1218	1225	1270	1225	1227	1230	1235	1220	1250	1300	1285	1280	1293	1275	1250	1245
28	1200	1215	1202	1202	1236	1260	1235	1268	1298	1230	1213	1266	1214	1223	1224	1252	1235	1263	1233	1227	1236	1250	1244	1240	1236
29	1237	1224	1223	1237	1220	1233	1240	1253	1266	1252	1241	1240	1211	1215	1231	1255	1251	1238	1241	1247	1241	1236	1240	1236	1237
30	1232	1231	1225	1231	1229	1241	1230	1261	1267	1245	1228	1223	1220	1218	1225	1230	1230	1243	1252	1251	1252	1250	1243	1244	1238
31	1253	1246	1243	1226	1245	1240	1253	1263	1270	1247	1223	1205	1290	1275	1345	1310	1280	1260	1232	1255	1274	1238	1249	1270	1258
MEANS	1196	1190	1195	1190	1196	1198	1198	1207	1215	1201	1192	1189	1183	1199	1194	1199	1199	1208	1216	1214	1206	1210	1208	1206	1200

TABLE 156

EARTH-CURRENT POTENTIALS AT WATHEROO MAGNETIC OBSERVATORY

APRIL 1937 EXPRESSED IN TENTHS OF MILLIVOLTS — VALUES POSITIVE EXCEPT AS INDICATED APRIL 1937

(THE TABULAR VALUES ARE AVERAGES FOR SUCCESSIVE PERIODS OF ONE HOUR AS INDICATED 120° EAST MERIDIAN MEAN TIME)

COMPONENT NORTHWARD LINE 02 LENGTH IN KMS 3.425 DIRECTION TRUE N

DAY	0-1	1-2	2-3	3-4	4-5	5-6	6-7	7-8	8-9	9-10	10-11	11-12	12-13	13-14	14-15	15-16	16-17	17-18	18-19	19-20	20-21	21-22	22-23	23-24	MEAN
1	105	152	95	120	125	134	118	108	103	116	133	153	145	138	124	109	90	97	100	104	101	101	102	102	116
2	108	104	108	115	116	120	121	104	97	111	125	142	153	146	138	118	95	108	84	123	109	110	106	105	115
3	109	145	46	118	153	160	115	120	101	116	136	143	157	133	127	98	97	96	102	98	108	100	111	106	118
4	102	95	76	65	74	51	48	13	76	104	130	145	137	125	107	106	98	98	107	103	101	90	107	84	...
5	75	58	59	61	37	31	- 3	1	75	105	137	145	144	128	118	111	105	101	101	101	101	105	113	114	...
6	121	128	125	120	123	120	121	114	116	128	141	152	156	147	137	124	138	120	112	111	116	114	118	117	126
7	119	113	113	111	114	111	106	96	114	122	136	146	158	141	122	109	100	98	97	99	102	101	104	104	114
8	107	104	103	104	101	96	96	83	99	116	133	146	154	135	123	108	103	94	90	92	90	98	99	99	107
9	103	103	101	99	95	93	87	76	84	98	122	143	144	125	112	98	87	93	90	86	87	87	94	98	100
10	107	104	104	101	101	93	87	79	81	95	119	136	134	125	114	100	96	93	90	87	87	89	98	99	100
11	100	102	102	102	105	100	99	86	84	114	139	137	152	146	131	117	108	103	103	98	94	98	101	98	109
12	102	113	112	109	109	108	102	104	99	118	130	151	153	139	120	116	114	105	98	94	94	77	78	92	110
13	105	113	140	114	170	108	105	102	143	99	112	135	136	133	120	105	121	109	96	91	97	98	97	99	114
14	102	107	102	123	105	117	99	97	95	113	122	133	142	121	115	115	99	96	96	99	99	99	99	99	108
15	103	107	107	109	102	104	98	97	94	110	111	127	134	133	127	123	118	108	102	93	92	95	94	92	108
16	94	103	86	81	84	78	73	74	92	111	126	134	139	128	120	117	114	103	101	95	102	101	102	104	103
17	103	105	108	107	100	96	84	89	101	111	128	136	146	133	121	115	106	100	92	96	93	96	101	101	107
18	98	105	103	102	107	118	106	84	55	- 35	- 15	-110	- 60	- 23	36	- 13	- 35	107	20	- 11	- 8	- 10	32	51	...
19	- 4	13	4	27	18	85	83	97	120	120	173	193	201	194	173	174	157	158	161	159	159	158	165	165	...
20	146	157	156	141	136	136	124	123	156	178	178	193	192	350	324	298	300	288	287	269	281	275	268	265	...
21	257	249	254	248	244	236	222	223	225	257	284	283	284	279	268	243	240	237	241	245	231	242	233	236	248
22	238	238	234	226	230	224	216	208	211	231	240	259	273	269	271	247	243	242	242	248	253	239	238	234	240
23	243	227	229	223	217	209	195	135	173	215	244	273	274	263	245	236	230	231	225	224	205	165	100	172	...
24	197	219	222	239	214	211	200	205	203	220	242	268	273	259	248	235	227	215	220	219	230	212	232	233	227
25	215	218	224	205	197	197	260	180	250	160	200	243	253	250	230	240	218	217	218	215	218	218	217	220	219
26	...	...	...	...	...	...	...	...	...	...	...	...	...	...	...	...	...	...	...	...	...	...	...	...	...
27	...	...	...	...	...	...	...	...	...	...	...	...	...	...	...	...	...	...	...	...	...	...	...	...	...
28	...	...	...	...	...	...	...	...	...	...	...	...	...	...	...	...	...	...	...	...	...	...	...	...	...
29	225	290	205	215	204	212	212	198	193	220	236	247	250	239	224	225	216	203	223	208	214	211	208	223	221
30	...	...	...	...	...	...	...	...	...	...	...	...	...	...	...	...	...	...	...	...	...	...	...	...	...
MEANS	136	145	137	138	140	136	131	122	129	138	156	171	177	166	155	143	136	132	130	130	131	129	132	133	140

TABLE 157

EARTH-CURRENT POTENTIALS AT WATHEROO MAGNETIC OBSERVATORY

APRIL 1937

EXPRESSED IN TENTHS OF MILLIVOLTS — VALUES POSITIVE EXCEPT AS INDICATED

APRIL 1937

(THE TABULAR VALUES ARE AVERAGES FOR SUCCESSIVE PERIODS OF ONE HOUR AS INDICATED 120° EAST MERIDIAN MEAN TIME)

COMPONENT EASTWARD LINE OR LENGTH IN KMS 9.90 DIRECTION TRUE E

DAY	0-1	1-2	2-3	3-4	4-5	5-6	6-7	7-8	8-9	9-10	10-11	11-12	12-13	13-14	14-15	15-16	16-17	17-18	18-19	19-20	20-21	21-22	22-23	23-24	MEAN
1	1261	1190	1263	1215	1265	1230	1296	1260	1256	1243	1241	1238	1233	1233	1232	1229	1258	1246	1239	1249	1253	1253	1246	1255	1245
2	1252	1251	1245	1240	1243	1248	1240	1257	1272	1269	1254	1263	1251	1234	1232	1240	1275	1225	1320	1240	1231	1250	1257	1262	1252
3	1257	1250	1265	1252	1261	1235	1282	1261	1278	1290	1277	1258	1266	1223	1243	1281	1268	1265	1274	1236	1256	1233	1230	1263	1258
4	1255	1244	1228	1242	1218	1251	1236	1243	1267	1273	1259	1246	1233	1234	1268	1233	1275	1253	1239	1243	1258	1272	1230	1275	1249
5	1263	1252	1253	1238	1243	1244	1236	1246	1261	1253	1239	1237	1242	1242	1248	1252	1261	1255	1246	1249	1254	1250	1257	1260	1249
6	....	....	....	....	....	....	....	....	....	....	....	....	....	....	....	....	....	....	....	....	....	....	....	....	....
7	1250	1252	1252	1252	1252	1251	1253	1256	1256	1247	1237	1231	1233	1251	1255	1263	1263	1257	1262	1260	1264	1265	1264	1267	1254
8	1251	1270	1264	1254	1252	1259	1242	1260	1267	1255	1250	1255	1251	1271	1272	1279	1279	1267	1268	1262	1259	1256	1265	1259	1261
9	1256	1260	1260	1261	1265	1265	1269	1267	1284	1287	1250	1238	1233	1238	1258	1249	1243	1310	1248	1255	1250	1220	1252	1253	1257
10	1255	1259	1265	1257	1261	1264	1257	1264	1272	1268	1246	1237	1241	1251	1247	1255	1262	1269	1273	1260	1263	1256	1259	1250	1258
11	1260	1240	1254	1251	1249	1268	1272	1265	1286	1286	1245	1227	1226	1254	1255	1247	1259	1268	1277	1284	1284	1282	1270	1238	1260
12	1253	1238	1260	1264	1272	1278	1249	1273	1265	1249	1240	1235	1245	1259	1266	1263	1245	1258	1257	1275	1302	1368	1300	1310	1268
13	1274	1280	1210	1275	1205	1268	1277	1273	1274	1232	1257	1227	1245	1257	1276	1241	1266	1282	1253	1285	1278	1281	1281	1285	1362
14	1270	1262	1279	1246	1268	1274	1271	1258	1268	1269	1265	1264	1286	1283	1281	1280	1274	1276	1282	1286	1288	1288	1284	1263	1274
15	1267	1267	1272	1262	1277	1278	1279	1280	1284	1281	1275	1274	1283	1284	1288	1270	1260	1268	1271	1273	1274	1271	1281	1280	1275
16	1280	1235	1260	1273	1260	1259	1263	1266	1274	1278	1274	1279	1278	1278	1277	1281	1284	1279	1282	1296	1290	1293	1296	1291	1276
17	1296	1298	1281	1276	1273	1269	1273	1277	1284	1279	1276	1260	1273	1276	1277	1273	1263	1252	1262	1270	1275	1273	1295	1260	1275
18	1280	1271	1276	1254	1270	1262	1251	1253	1253	1285	1220	1235	1246	1270	1248	1276	1270	1248	1246	1298	1273	1261	1267	1258	1261
19	1254	1250	1263	1263	1259	1258	1259	1256	1273	1280	1281	1244	1242	1253	1254	1250	1265	1263	1275	1268	1266	1280	1265	1250	1261
20	1270	1283	1280	1257	1254	1268	1269	1253	1255	1263	1257	1265	1252	1305	1294	1274	1293	1290	1285	1255	1286	1289	1265	1264	1272
21	1272	1256	1273	1268	1270	1277	1260	1255	1285	1291	1285	1260	1235	1238	1291	1318	1288	1279	1263	1286	1260	1266	1267	1264	1271
22	1261	1279	1287	1271	1262	1279	1265	1252	1260	128[illegible]	1284	1270	1252	1273	1287	1291	1281	1320	1300	1350	1345	1327	1264	1266	1284
23	1250	1265	1276	1276	1266	1276	1286	1265	1274	1273	1268	1258	1260	1257	1265	1264	1270	1272	1274	1279	1276	1276	1270	1278	1270
24	1280	1283	1283	1265	1293	1290	1302	1302	1305	1309	1314	1307	1266	1285	1283	1290	1284	1293	1302	1296	1297	1318	1286	1282	1292
25	1280	1275	1307	1320	1285	1390	1280	1410	1300	1350	1347	1316	1315	1295	1300	1300	1300	1303	1310	1315	1310	1312	1308	1290	1313
26	....	....	....	....	....	....	....	....	....	....	....	....	....	....	....	....	....	....	....	....	....	....	....	....	....
27	....	....	....	....	....	....	....	....	....	....	....	....	....	....	....	....	....	....	....	....	....	....	....	....	....
28	....	....	....	....	....	....	....	....	....	....	....	....	....	....	....	....	....	....	....	....	....	....	....	....	....
29	1310	1220	1290	1310	1295	1290	1335	1303	1310	1305	1311	1295	1280	1312	1325	1305	1298	1275	1298	1298	1306	1323	1302	1310	1300
30	....	....	....	....	....	....	....	....	....	....	....	....	....	....	....	....	....	....	....	....	....	....	....	....	....
MEANS	1266	1257	1266	1262	1261	1269	1268	1270	1274	1276	1266	1257	1255	1262	1269	1268	1271	1271	1272	1275	1276	1278	1270	1269	1268

TABLE 158

EARTH-CURRENT POTENTIALS AT WATHEROO MAGNETIC OBSERVATORY

MAY 1937 — EXPRESSED IN TENTHS OF MILLIVOLTS — VALUES POSITIVE EXCEPT AS INDICATED — MAY 1937

(THE TABULAR VALUES ARE AVERAGES FOR SUCCESSIVE PERIODS OF ONE HOUR AS INDICATED 120° EAST MERIDIAN MEAN TIME)

COMPONENT NORTHWARD LINE OQ LENGTH IN KMS 3.425 DIRECTION TRUE N

DAY	0-1	1-2	2-3	3-4	4-5	5-6	6-7	7-8	8-9	9-10	10-11	11-12	12-13	13-14	14-15	15-16	16-17	17-18	18-19	19-20	20-21	21-22	22-23	23-24	MEAN
1	318	327	330	316	315	324	307	280	270	292	305	305	314	303	307	286	264	282	257	264	267	270	269	272	294
2	272	265	280	265	271	274	259	243	243	243	270	273	271	267	262	250	248	239	240	237	239	239	223	216	254
3	213	210	215	205	204	200	202	188	205	234	241	260	268	265	252	232	226	225	230	233	235	238	231	232	227
4	...	...	...	...	...	...	...	...	...	...	...	...	...	...	...	...	...	...	...	...	...	...	...	...	...
5	227	234	126	165	250	230	235	210	220	265	243	225	231	218	240	215	222	213	210	195	190	233	195	210	217
6	252	233	219	214	210	207	197	195	209	222	233	235	236	238	226	215	205	203	204	205	208	212	214	215	217
7	216	214	209	204	199	198	192	188	193	208	220	231	221	222	221	214	198	196	202	203	201	206	207	209	207
8	213	214	211	209	213	214	205	204	203	203	210	219	223	225	223	205	197	191	195	195	198	198	200	204	207
9	211	206	204	204	198	194	194	197	182	184	205	230	240	238	222	214	198	190	187	177	168	181	190	192	200
10	194	198	199	212	176	163	162	157	172	191	204	214	228	216	209	204	185	190	186	194	193	194	192	208	193
11	199	207	209	210	184	194	180	125	- 45	70	65	134	134	134	130	123	123	113	112	103	102	108	105	110	...
12	133	107	111	102	102	98	97	93	101	106	117	120	122	126	122	114	107	106	112	111	110	106	109	109	110
13	108	107	106	105	104	101	99	90	92	100	100	114	120	122	121	108	98	80	65	75	90	90	35	- 45	...
14	- 25	30	7	- 24	32	35	2	10	14	60	103	123	128	135	140	135	109	113	123	120	108	110	117	106	...
15	114	93	116	109	100	77	77	72	77	106	126	136	134	146	131	132	120	117	123	119	105	112	113	112	111
16	109	110	106	109	99	104	82	20	75	105	121	140	137	150	143	130	124	116	119	127	128	121	128	122	...
17	118	128	127	130	124	130	133	127	126	115	115	137	145	160	141	300	130	133	83	77	155	169	158	135	...
18	160	134	112	98	175	181	192	209	224	300	307	370	385	400	402	405	410	396	409	415	412	422	432	433	...
19	...	...	...	...	...	...	...	...	...	...	...	...	...	...	...	...	...	...	...	...	...	...	...	...	...
20	...	...	...	...	...	...	...	...	...	...	...	...	...	...	...	...	...	...	...	...	...	...	...	...	...
21	862	871	879	887	891	888	888	891	900	915	934	943	949	947	943	942	979	981	991	994	995	1001	1005	1012	937
22	1008	1020	1014	1014	1015	1022	1020	1015	1003	1005	1017	1015	1026	1023	1021	1013	1004	1002	1013	1001	1003	1002	1006	1011	1012
23	1012	1020	1016	1010	1006	1007	1002	993	988	1002	1018	1042	1049	1047	1042	1015	1011	1014	1014	1017	1019	1021	1024	1021	1017
24	1030	1031	1032	1029	1031	1023	1018	1011	1003	1024	1038	1053	1055	1047	1037	1021	1018	1018	1023	1026	1025	1025	1029	1028	1028
25	1030	1031	1033	1030	1017	1017	1024	1020	1016	1014	1046	1053	1042	1040	1044	1027	1036	1044	1034	1032	1041	1044	1044	1048	1034
26	1043	1037	1046	1050	1054	1064	1035	1034	1022	1034	1027	1064	1063	1062	1035	1045	1025	1021	1040	1024	1022	1023	1034	1049	1040
27	1043	1035	1045	1037	1042	1031	1030	1026	1007	1040	1045	1057	1049	1048	1033	1053	1045	1040	1045	1016	1033	1022	1052	1035	1038
28	1046	1033	1055	1069	1058	1016	1035	1042	1010	982	1055	1042	1071	1030	1015	1040	1039	1004	1014	1032	1028	995	1060	1047	1034
29	1058	1038	1045	1040	1082	1063	1095	1037	1023	1010	1040	1040	1032	1026	1045	1037	1015	1023	1046	1038	1052	1023	1046	1045	1042
30	1058	1043	1045	1054	1050	1081	1026	1045	1025	1028	1044	1032	1042	1054	1049	1049	1007	1026	1053	1039	1018	1048	1035	1055	1042
31	1054	1050	1046	1053	1051	1039	1059	1062	1044	1025	1073	1051	1059	1064	1062	1049	1048	1044	1039	1059	1054	1053	1065	1043	1052
MEANS	618	614	612	613	615	610	607	600	596	606	623	629	633	630	625	617	609	608	612	610	609	611	616	617	614

TABLE 159

EARTH-CURRENT POTENTIALS AT WATHEROO MAGNETIC OBSERVATORY

MAY 1937

EXPRESSED IN TENTHS OF MILLIVOLTS — VALUES POSITIVE EXCEPT AS INDICATED

MAY 1937

(THE TABULAR VALUES ARE AVERAGES FOR SUCCESSIVE PERIODS OF ONE HOUR AS INDICATED 120° EAST MERIDIAN MEAN TIME)

COMPONENT EASTWARD LINE OR LENGTH IN KMS 9.90 DIRECTION TRUE E

DAY	0-1	1-2	2-3	3-4	4-5	5-6	6-7	7-8	8-9	9-10	10-11	11-12	12-13	13-14	14-15	15-16	16-17	17-18	18-19	19-20	20-21	21-22	22-23	23-24	MEAN
1	1329	1312	1265	1312	1288	1290	1315	1325	1375	1345	1337	1331	1304	1300	1315	1310	1284	1296	1283	1284	1290	1272	1297	1297	1306
2	1300	1296	1256	1299	1290	1300	1303	1312	1306	1301	1315	1308	1287	1298	1288	1272	1277	1285	1291	1301	1303	1309	1312	1290	1296
3	1302	1293	1286	1298	1291	1290	1292	1289	1300	1305	1310	1306	1300	1302	1301	1310	1291	1292	1303	1304	1303	1310	1307	1292	1299
4	....	....	....	....	....	....	....	....	....	....	....	....	....	....	....	....	....	....	....	....	....	....	....	....	....
5	1303	1280	1285	1300	1253	1310	1340	1330	1315	1315	1313	1325	1325	1355	1325	1340	1297	1313	1330	1230	1330	1272	1305	1310	1308
6	1263	1277	1291	1290	1286	1284	1290	1290	1299	1296	1300	1297	1296	1312	1313	1297	1295	1303	1307	1310	1309	1311	1311	1309	1297
7	1312	1315	1313	1311	1310	1305	1297	1295	1305	1309	1319	1328	1325	1323	1323	1318	1323	1323	1321	1330	1325	1320	1317	1327	1316
8	1335	1334	1339	1339	1333	1320	1320	1320	1320	1308	1295	1291	1300	1302	1296	1305	1311	1320	1317	1313	1316	1323	1315	1298	1315
9	1305	1304	1296	1293	1295	1289	1293	1283	1291	1295	1305	1305	1295	1310	1305	1298	1323	1352	1340	1320	1347	1340	1285	1280	1306
10	1294	1297	1295	1264	1283	1323	1312	1310	1293	1307	1305	1323	1284	1307	1290	1293	1306	1298	1316	1320	1318	1323	1330	1302	1304
11	1324	1310	1327	1294	1320	1316	1300	1315	1326	1330	1326	1303	1321	1321	1311	1320	1310	1342	1356	1348	1320	1315	1313	1306	1320
12	1240	1297	1320	1296	1307	1303	1308	1312	1317	1330	1326	1317	1315	1302	1307	1303	1301	1305	1305	1304	1315	1320	1311	1312	1307
13	1306	1303	1299	1299	1301	1309	1302	1302	1305	1315	1315	1311	1312	1295	1327	1312	1289	1318	1329	1327	1334	1327	1328	1320	1312
14	1313	1316	1307	1297	1294	1308	1301	1307	1324	1319	1323	1325	1296	1304	1313	1305	1287	1296	1312	1333	1307	1341	1313	1319	1311
15	1345	1290	1331	1304	1302	1305	1312	1299	1310	1330	1325	1326	1310	1335	1315	1313	1296	1304	1315	1331	1327	1325	1345	1321	1317
16	1320	1313	1320	1314	1303	1307	1262	1301	1313	1323	1316	1347	1310	1345	1317	1288	1298	1295	1318	1330	1348	1357	1335	1352	1318
17	1323	1309	1319	1335	1288	1324	1298	1310	1331	1342	1312	1355	1333	1300	1311	1318	1299	1307	1302	1322	1323	1318	1332	1316	1318
18	1317	1298	1315	1305	1308	1312	1296	1317	1313	1326	1312	1332	1325	1302	1312	1298	1303	1309	1318	1310	1285	1295	1299	1305	1309
19	....	....	....	....	....	....	....	....	....	....	....	....	....	....	....	....	....	....	....	....	....	....	....	....	....
20	1302	1303	1303	1308	1310	1305	1298	1299	1312	1305	1302	1302	1313	1318	1322	1309	1312	1307	1309	1319	1316	1313	1313	1316	1309
21	1314	1317	1321	1320	1321	1317	1304	1307	1314	1319	1320	1312	1312	1328	1334	1335	1324	1329	1327	1328	1328	1329	1329	1328	1322
22	1308	1330	1335	1343	1342	1329	1316	1315	1318	1325	1328	1291	1305	1316	1312	1308	1305	1305	1298	1313	1310	1305	1303	1302	1315
23	1300	1289	1305	1302	1303	1300	1295	1285	1290	1303	1316	1319	1318	1326	1331	1306	1310	1311	1318	1316	1318	1323	1313	1312	1309
24	1325	1325	1328	1325	1325	1319	1320	1325	1332	1331	1323	1313	1305	1312	1315	1319	1318	1332	1327	1331	1332	1328	1331	1320	1323
25	1320	1323	1319	1325	1320	1330	1324	1318	1334	1341	1352	1358	1307	1302	1308	1330	1355	1347	1358	1332	1340	1341	1321	1303	1330
26	1311	1293	1313	1309	1327	1310	1307	1315	1360	1328	1335	1359	1347	1324	1335	1326	1331	1310	1326	1321	1313	1321	1307	1331	1323
27	1329	1308	1318	1300	1321	1311	1321	1330	1297	1323	1304	1299	1317	1325	1305	1331	1350	1330	1328	1351	1349	1334	1332	1335	1323
28	1332	1312	1324	1323	1271	1330	1370	1310	1375	1365	1305	1365	1305	1355	1334	1335	1313	1335	1368	1323	1333	1325	1343	1342	1333
29	1314	1315	1275	1290	1294	1350	1305	1375	1355	1338	1320	1345	1340	1312	1298	1291	1320	1325	1325	1310	1344	1310	1322	1310	1320
30	1326	1327	1313	1315	1304	1287	1333	1329	1335	1335	1336	1335	1307	1327	1320	1308	1285	1340	1351	1336	1327	1345	1321	1340	1324
31	1345	1332	1312	1302	1315	1320	1311	1321	1351	1344	1345	1359	1315	1340	1340	1323	1323	1321	1318	1338	1342	1335	1360	1330	1331
MEANS	1312	1308	1308	1307	1306	1310	1308	1312	1321	1322	1319	1324	1311	1317	1315	1311	1308	1314	1321	1318	1322	1320	1319	1315	1315

TABLE 160

EARTH-CURRENT POTENTIALS AT WATHEROO MAGNETIC OBSERVATORY

JUNE 1937 EXPRESSED IN TENTHS OF MILLIVOLTS — VALUES POSITIVE EXCEPT AS INDICATED JUNE 1937

(THE TABULAR VALUES ARE AVERAGES FOR SUCCESSIVE PERIODS OF ONE HOUR AS INDICATED 120° EAST MERIDIAN MEAN TIME)

COMPONENT NORTHWARD LINE OQ LENGTH IN KMS 3.425 DIRECTION TRUE N

DAY	0-1	1-2	2-3	3-4	4-5	5-6	6-7	7-8	8-9	9-10	10-11	11-12	12-13	13-14	14-15	15-16	16-17	17-18	18-19	19-20	20-21	21-22	22-23	23-24	MEAN
1	1040	1044	1045	1056	1049	1058	1053	1046	1053	1034	1039	1045	1055	1055	1060	1053	1050	1045	1055	1053	1033	1058	1053	1063	1050
2	1047	1050	1058	1075	1050	1045	1044	1045	1035	1050	1059	1056	1063	1058	1065	1061	1053	1044	1040	1034	1037	1036	1041	1035	1049
3	1045	1045	1047	1055	1052	1063	1049	1045	1040	1054	1047	1064	1072	1060	1058	1051	1053	1049	1049	1049	1051	1066	1125	1127	1059
4	....	....	....	....	....	....	....	....	....	....	....	....	....	....	....	....	....	....	....	....	....	....	....	....	....
5	1004	1002	1006	1010	1004	1002	1005	1002	999	998	1002	1015	1021	1015	1009	998	981	973	984	980	967	977	981	984	997
6	981	982	986	1003	1002	996	1045	983	963	991	974	968	965	981	981	952	970	940	964	967	918	932	980	958	974
7	951	1018	980	970	973	954	946	942	941	923	945	960	970	966	965	944	936	925	925	930	922	913	923	934	948
8	942	952	940	938	935	917	907	898	904	910	912	935	945	949	939	925	921	920	922	919	916	916	915	918	925
9	917	918	918	922	914	906	908	922	887	887	899	918	921	916	915	902	901	890	887	892	890	891	893	900	905
10	896	899	898	898	900	890	890	888	873	876	889	902	910	912	914	908	889	868	875	875	873	875	880	882	890
11	882	884	883	882	878	875	879	870	855	867	869	889	898	907	895	882	867	860	859	861	860	861	860	871	875
12	870	869	869	867	866	867	867	859	849	846	855	871	877	883	881	862	848	841	841	834	825	823	818	820	854
13	820	823	822	828	821	822	818	815	804	818	835	855	857	847	839	828	829	825	849	830	796	802	807	809	825
14	822	813	827	825	817	821	815	817	818	816	820	829	837	860	842	824	802	796	793	786	789	790	791	789	814
15	792	792	790	773	765	767	759	765	774	798	818	824	821	835	830	805	794	803	807	810	807	802	807	805	798
16	804	801	803	797	798	801	804	793	785	797	800	820	812	799	805	801	754	753	761	754	758	754	755	755	786
17	760	760	754	750	744	764	755	765	733	757	761	770	766	773	751	763	752	744	748	761	750	738	749	745	755
18	751	749	741	758	729	742	743	734	726	733	746	742	743	748	749	742	728	721	723	710	709	703	689	723	733
19	711	716	722	704	710	712	715	695	686	690	706	725	737	734	750	746	748	738	739	739	735	735	736	742	724
20	740	736	736	739	735	737	737	737	720	715	738	775	790	808	770	754	758	750	752	751	760	749	767	760	750
21	762	770	765	770	761	783	788	771	749	745	758	777	784	793	798	799	763	756	766	771	771	771	773	773	772
22	...	...	...	...	...	...	...	...	...	...	...	...	...	...	...	...	...	...	...	...	...	...	...	...	...
23	...	...	...	...	...	...	...	...	...	...	...	...	...	...	...	...	...	...	...	...	...	...	...	...	...
24	876	882	865	873	873	877	876	872	861	856	861	889	910	914	905	884	1020	1015	914	925	923	930	910	957	904
25	930	923	934	943	936	949	931	927	915	935	941	978	980	987	962	959	958	958	965	944	937	944	954	946	947
26	955	966	954	942	946	945	953	917	945	929	950	967	985	930	1130	1150	1043	1041	1030	1032	1008	1027	1031	1010	...
27	1042	1040	1021	1020	1023	1011	1018	1007	1019	1020	1031	1050	1053	1040	1038	1030	1023	1031	1030	1030	1015	1032	1032	1046	1029
28	1024	1000	1050	1023	1076	1035	1024	1039	1033	1032	1030	1032	1072	1049	1053	1018	1030	1010	1028	1028	1035	1032	1024	1039	1034
29	1038	1037	1039	1043	1039	1031	1037	1037	1032	1037	1041	1042	1043	1047	1039	1029	1022	1017	1027	1021	1029	1025	1013	1025	1033
30	1021	1030	1026	1027	1023	1029	1023	1026	1021	1012	1020	1036	1037	1046	1033	1033	1003	1013	1021	1019	1022	1023	1028	1030	1025
MEANS	903	905	906	906	903	902	901	896	888	892	900	913	921	922	917	906	902	894	897	895	890	892	896	901	902

TABLE 161

EARTH-CURRENT POTENTIALS AT WATHEROO MAGNETIC OBSERVATORY

JUNE 1937 EXPRESSED IN TENTHS OF MILLIVOLTS — VALUES POSITIVE EXCEPT AS INDICATED JUNE 1937

(THE TABULAR VALUES ARE AVERAGES FOR SUCCESSIVE PERIODS OF ONE HOUR AS INDICATED 120° EAST MERIDIAN MEAN TIME)

COMPONENT EAST-WEST LINE OR LENGTH IN KMS 9.90 DIRECTION TRUE E

DAY	0-1	1-2	2-3	3-4	4-5	5-6	6-7	7-8	8-9	9-10	10-11	11-12	12-13	13-14	14-15	15-16	16-17	17-18	18-19	19-20	20-21	21-22	22-23	23-24	MEAN
1	1314	1309	1317	1328	1328	1330	1323	1330	1333	1335	1345	1326	1357	1359	1323	1327	1317	1332	1342	1342	1310	1372	1351	1340	1333
2	1346	1312	1346	1335	1343	1327	1312	1310	1315	1335	1350	1339	1345	1346	1336	1334	1349	1348	1354	1335	1340	1333	1328	1335	1335
3	1331	1334	1335	1340	1342	1344	1333	1331	1347	1353	1346	1352	1366	1354	1358	1353	1351	1348	1354	1356	1369	1390	1471	1477	1360
4	....	....	....	....	....	....	....	....	....	....	....	....	....	....	....	....	....	....	....	....	....	....	....	....	....
5	1346	1316	1339	1333	1346	1334	1332	1321	1334	1324	1334	1340	1361	1354	1361	1345	1358	1336	1329	1371	1383	1333	1341	1339	1342
6																									
6	1346	1334	1350	1350	1300	1330	1307	1375	1342	1365	1345	1351	1390	1386	1377	1356	1388	1412	1375	1363	1373	1337	1335	1320	1354
7	1340	1293	1324	1323	1315	1302	1320	1335	1309	1317	1327	1330	1326	1333	1319	1331	1335	1338	1332	1363	1349	1353	1340	1324	1328
8	1319	1309	1312	1315	1316	1315	1320	1303	1311	1316	1323	1324	1327	1342	1326	1331	1341	1347	1344	1345	1349	1341	1337	1329	1327
9	1323	1329	1326	1342	1337	1336	1336	1320	1310	1323	1345	1343	1331	1316	1323	1331	1347	1351	1356	1361	1340	1334	1334	1332	1334
10	1331	1326	1335	1340	1332	1331	1331	1328	1331	1329	1325	1333	1333	1250	1340	1350	1368	1352	1368	1367	1368	1366	1356	1349	1339
11	1345	1339	1336	1335	1337	1341	1335	1328	1340	1342	1337	1321	1322	1330	1343	1334	1325	1342	1346	1354	1353	1352	1361	1348	1339
12	1339	1339	1336	1337	1335	1341	1339	1341	1352	1356	1354	1348	1342	1341	1337	1340	1342	1343	1347	1352	1357	1351	1350	1350	1345
13	1343	1345	1334	1336	1338	1333	1325	1338	1332	1335	1327	1320	1319	1311	1322	1313	1303	1337	1373	1389	1362	1375	1331	1341	1337
14	1343	1345	1332	1333	1324	1321	1312	1302	1323	1332	1341	1349	1342	1330	1343	1314	1328	1327	1329	1325	1332	1338	1341	1332	1331
15	1334	1333	1327	1320	1314	1319	1307	1305	1350	1347	1347	1356	1351	1336	1364	1333	1332	1341	1342	1352	1351	1350	1351	1353	1338
16	1347	1342	1340	1332	1327	1334	1332	1332	1356	1324	1330	1340	1361	1340	1330	1327	1320	1324	1337	1337	1338	1342	1349	1353	1337
17	1355	1354	1344	1352	1343	1331	1333	1316	1360	1367	1362	1364	1384	1330	1360	1340	1356	1361	1366	1382	1384	1337	1351	1359	1354
18	1358	1339	1340	1334	1342	1351	1346	1341	1334	1328	1336	1339	1365	1361	1349	1330	1341	1330	1329	1339	1342	1359	1360	1326	1342
19	1337	1344	1340	1343	1338	1330	1338	1325	1321	1344	1330	1349	1351	1350	1348	1348	1347	1355	1349	1349	1338	1332	1334	1336	1341
20	1332	1336	1343	1342	1335	1329	1324	1323	1285	1330	1343	1326	1356	1360	1320	1313	1334	1332	1332	1350	1352	1351	1334	1333	1334
21	1341	1352	1336	1328	1323	1326	1361	1357	1357	1353	1356	1343	1370	1325	1325	1326	1331	1332	1333	1340	1339	1334	1332	1324	1339
22	....	....	....	....	....	....	....	....	....	....	....	....	....	....	....	....	....	....	....	....	....	....	....	....	....
23	....	....	....	....	....	....	....	....	....	....	....	....	....	....	....	....	....	....	....	....	....	....	....	....	....
24	1368	1371	1379	1367	1368	1378	1370	1374	1371	1371	1332	1395	1380	1387	1384	1394	1397	1374	1345	1372	1392	1417	1360	1402	1379
25	1365	1340	1370	1340	1366	1334	1355	1347	1378	1390	1384	1398	1377	1373	1360	1380	1388	1402	1410	1364	1370	1380	1400	1373	1375
26	1343	1363	1358	1355	1364	1364	1382	1363	1378	1361	1358	1357	1376	1375	1413	1418	1392	1374	1376	1395	1385	1387	1400	1340	1374
27	1385	1415	1370	1355	1364	1363	1363	1330	1367	1390	1369	1388	1378	1340	1360	1342	1365	1385	1395	1385	1420	1365	1400	1380	1374
28	1383	1363	1355	1363	1365	1365	1403	1417	1415	1393	1403	1370	1389	1404	1390	1343	1367	1382	1360	1383	1370	1375	1378	1353	1379
29	1373	1364	1371	1373	1363	1357	1363	1368	1372	1400	1382	1380	1376	1375	1384	1363	1332	1359	1370	1381	1369	1373	1373	1354	1371
30	1365	1358	1359	1359	1354	1360	1358	1358	1363	1374	1390	1368	1378	1383	1366	1350	1330	1348	1353	1361	1367	1371	1372	1381	1364
MEANS	1346	1341	1342	1341	1339	1340	1339	1338	1344	1349	1350	1350	1358	1348	1350	1343	1349	1352	1354	1360	1359	1357	1358	1351	1348

TABLE 162

EARTH-CURRENT POTENTIALS AT WATHEROO MAGNETIC OBSERVATORY

JULY 1937

EXPRESSED IN TENTHS OF MILLIVOLTS — VALUES POSITIVE EXCEPT AS INDICATED

JULY 1937

(THE TABULAR VALUES ARE AVERAGES FOR SUCCESSIVE PERIODS OF ONE HOUR AS INDICATED 120° EAST MERIDIAN MEAN TIME)

COMPONENT NORTHWARD LINE OQ LENGTH IN KMS 3.425 DIRECTION TRUE N

DAY	0-1	1-2	2-3	3-4	4-5	5-6	6-7	7-8	8-9	9-10	10-11	11-12	12-13	13-14	14-15	15-16	16-17	17-18	18-19	19-20	20-21	21-22	22-23	23-24	MEAN
1	1031	1030	1034	1038	1020	1026	1025	1027	1018	1028	1022	1037	1039	1037	1031	1029	1015	1022	1016	1024	1024	997	1020	1028	1026
2	1022	1021	1022	1027	1012	1018	1019	1022	1010	1008	1015	1019	1035	1031	1029	1025	1016	1013	1012	1009	1013	1011	1011	1000	1018
3	....	....	....	....	....	....	....	....	....	....	....	....	....	....	....	....	....	....	....	....	....	....	....	....	....
4	1006	1006	1000	1001	998	996	1002	998	992	991	996	1000	1001	1008	1005	996	992	986	989	991	993	991	996	993	997
5	....	....	....	....	....	....	....	....	....	....	....	....	....	....	....	....	....	....	....	....	....	....	....	....	....
6	979	985	983	982	976	977	971	979	970	976	962	979	990	1002	993	978	968	959	964	932	975	935	950	954	972
7	947	953	953	949	956	953	971	966	965	948	950	933	956	952	971	965	947	946	932	940	935	940	943	946	951
8	945	942	936	938	944	928	929	914	910	920	927	947	948	957	958	932	912	912	909	909	906	912	920	902	927
9	916	915	911	902	915	902	904	900	884	884	888	905	906	918	901	896	882	876	875	875	884	893	895	906	897
10	903	906	912	901	906	897	915	895	870	913	863	882	900	892	898	894	877	867	871	867	852	868	870	863	887
11	869	868	863	852	854	861	859	858	818	824	838	856	856	864	864	845	832	825	825	810	814	793	800	794	839
12	815	812	820	814	807	814	817	797	806	791	778	803	802	811	816	785	782	781	778	771	773	762	772	775	795
13	775	773	774	772	769	771	770	750	751	745	751	778	776	783	768	759	757	751	756	756	749	738	739	742	761
14	738	740	740	736	744	742	744	738	722	719	733	743	757	758	742	734	743	745	713	734	729	705	677	715	733
15	727	732	745	740	768	740	717	720	715	729	717	740	767	750	738	738	724	719	732	720	721	722	725	701	731
16	718	729	704	677	669	686	682	665	689	693	708	733	744	746	745	732	724	719	724	728	725	715	751	760	715
17	772	756	764	762	764	775	773	775	763	787	823	837	735	730	685	685	678	694	688	683	696	696	685	702	...
18	700	690	688	694	692	688	689	685	667	678	696	706	690	700	694	693	682	677	683	685	683	687	692	691	689
19	687	685	679	670	674	663	664	662	650	666	670	695	686	705	680	668	649	659	656	655	665	669	673	668	671
20	...	...	...	...	...	...	...	...	...	...	...	...	...	...	...	...	...	...	...	...	...	...	...	...	...
21	...	...	...	...	...	...	...	...	...	...	...	...	...	...	...	...	...	...	...	...	...	...	...	...	...
22	...	...	...	...	...	...	...	...	...	...	...	...	...	...	...	...	...	...	...	...	...	...	...	...	...
23	...	...	...	...	...	...	...	...	...	...	...	...	...	...	...	...	...	...	...	...	...	...	...	...	...
24	588	607	616	620	617	604	599	603	630	600	567	583	601	603	625	592	590	598	585	566	572	578	593	599	597
25	609	598	593	624	587	593	595	598	590	567	580	590	606	603	605	594	579	574	578	563	581	576	542	582	588
26	605	597	607	597	611	592	588	589	578	558	575	594	595	589	600	582	588	573	567	565	563	564	570	600	585
27	600	545	555	608	570	575	548	577	533	535	588	605	564	570	573	567	575	560	564	567	565	565	566	567	...
28	571	575	567	533	516	512	512	505	523	527	545	569	584	587	600	580	549	556	560	557	557	597	606	603	558
29	603	611	608	610	605	612	611	600	589	588	603	627	632	642	640	624	606	612	617	619	617	617	613	619	614
30	...	...	...	...	...	...	...	...	...	...	...	...	...	...	...	...	...	...	...	...	...	...	...	...	...
31	...	...	...	...	...	...	...	...	...	...	...	...	...	...	...	...	...	...	...	...	...	...	...	...	...
MEANS	798	799	798	794	792	789	790	784	778	779	780	796	803	807	805	792	782	780	778	775	778	775	779	783	788

TABLE 163

EARTH-CURRENT POTENTIALS AT WATHEROO MAGNETIC OBSERVATORY

JULY 1937

EXPRESSED IN TENTHS OF MILLIVOLTS — VALUES POSITIVE EXCEPT AS INDICATED

JULY 1937

(THE TABULAR VALUES ARE AVERAGES FOR SUCCESSIVE PERIODS OF ONE HOUR AS INDICATED 120° EAST MERIDIAN MEAN TIME)

COMPONENT EASTWARD LINE OR LENGTH IN KMS 9.90 DIRECTION TRUE E

DAY	0-1	1-2	2-3	3-4	4-5	5-6	6-7	7-8	8-9	9-10	10-11	11-12	12-13	13-14	14-15	15-16	16-17	17-18	18-19	19-20	20-21	21-22	22-23	23-24	MEAN
1	1379	1376	1368	1352	1373	1367	1361	1354	1373	1365	1366	1379	1382	1403	1390	1357	1362	1371	1365	1360	1371	1408	1370	1368	1372
2	1363	1367	1363	1333	1356	1352	1354	1350	1354	1358	1366	1369	1358	1369	1376	1367	1361	1367	1369	1359	1361	1362	1370	1375	1362
3	....	....	....	....	....	....	....	....	....	....	....	....	....	....	....	....	....	....	....	....	....	....	....	....	....
4	1350	1346	1347	1352	1346	1342	1335	1327	1331	1334	1357	1361	1352	1349	1358	1360	1337	1341	1338	1346	1343	1345	1346	1335	1345
5	....	....	....	....	....	....	....	....	....	....	....	....	....	....	....	....	....	....	....	....	....	....	....	....	....
6	1310	1322	1310	1303	1315	1308	1299	1288	1310	1320	1325	1326	1334	1340	1327	1344	1343	1308	1323	1338	1373	1335	1353	1322	1324
7	1298	1303	1300	1304	1291	1280	1280	1260	1260	1287	1305	1302	1327	1328	1314	1300	1284	1303	1285	1308	1297	1291	1292	1294	1296
8	1298	1279	1287	1304	1280	1272	1278	1265	1282	1289	1282	1276	1284	1270	1266	1277	1270	1273	1273	1277	1273	1271	1263	1270	1278
9	1273	1250	1252	1255	1244	1251	1247	1238	1241	1256	1258	1235	1249	1218	1242	1233	1245	1245	1238	1231	1245	1245	1260	1222	1245
10	1223	1230	1240	1206	1210	1223	1170	1215	1228	1215	1228	1227	1230	1208	1197	1188	1187	1186	1191	1194	1178	1200	1194	1187	1206
11	1172	1177	1157	1165	1154	1165	1175	1177	1155	1164	1165	1158	1160	1139	1148	1148	1139	1132	1146	1137	1166	1146	1110	1175	1155
12	1138	1134	1124	1110	1115	1116	1119	1121	1120	1105	1076	1113	1121	1118	1112	1085	1092	1085	1102	1085	1107	1089	1105	1108	1108
13	1095	1096	1085	1080	1082	1084	1075	1045	1075	1077	1086	1077	1073	1063	1073	1077	1140	1144	1145	1152	1100	1073	1064	1063	1088
14	1062	1063	1056	1053	1045	1034	1032	1034	1045	1052	1063	1065	1065	1059	1049	1055	1060	1020	1055	1060	1073	1074	1067	1040	1053
15	1022	1009	1008	998	1002	1000	990	986	1008	993	992	992	1005	1022	1015	1008	995	1003	1010	1011	1004	1008	1017	993	1004
16	1003	997	998	983	964	970	964	961	973	983	987	979	992	1011	1010	1019	1010	1003	1007	1009	1013	1010	1058	1060	998
17	1055	1066	1062	1065	1075	1092	1080	1078	1120	1152	1172	1171	965	968	960	975	925	963	950	948	957	967	946	966	...
18	972	958	953	957	955	953	954	942	945	957	961	968	965	972	965	970	963	961	956	958	952	951	960	953	958
19	953	947	955	935	946	925	936	932	935	952	953	954	936	958	960	962	962	950	956	933	934	920	934	940	944
20	947	962	960	915	1003	934	943	918	920	893	887	961	952	930	910	950	945	978	944	956	960	948	936	937	941
21	932	935	929	927	927	913	916	910	918	925	930	895	944	926	936	913	955	954	945	943	940	937	933	925	930
22	920	909	909	933	933	930	918	902	932	936	952	927	946	953	948	965	922	958	920	936	947	922	914	914	931
23	903	892	898	900	853	885	895	907	904	916	916	910	916	928	920	940	923	920	948	934	923	927	900	928	912
24	913	876	895	918	914	904	900	875	960	850	855	923	928	930	917	903	882	927	960	934	955	909	893	892	909
25	890	900	893	890	911	906	915	909	888	895	906	880	937	884	875	887	908	938	918	904	917	913	941	908	905
26	896	890	898	894	890	886	903	904	910	912	913	935	901	894	893	928	900	940	920	918	908	906	920	894	906
27	892	845	858	896	865	865	855	880	885	950	940	908	940	865	890	910	893	897	890	908	922	910	911	906	...
28	905	898	891	890	883	881	884	877	883	890	902	906	906	906	880	894	890	885	896	898	902	910	912	910	895
29	903	902	889	887	884	883	887	892	906	913	912	910	904	907	898	894	894	900	898	904	912	922	916	914	901
30	...	...	...	...	...	...	...	...	...	...	...	...	...	...	...	...	...	...	...	...	...	...	...	...	...
31	...	...	...	...	...	...	...	...	...	...	...	...	...	...	...	...	...	...	...	...	...	...	...	...	...
MEANS	1085	1081	1079	1074	1075	1071	1069	1064	1074	1074	1078	1081	1087	1083	1079	1081	1079	1084	1084	1083	1086	1081	1081	1077	1079

TABLE 164

EARTH-CURRENT POTENTIALS AT WATHEROO MAGNETIC OBSERVATORY

EXPRESSED IN TENTHS OF MILLIVOLTS — VALUES POSITIVE EXCEPT AS INDICATED

AUGUST 1937

(THE TABULAR VALUES ARE AVERAGES FOR SUCCESSIVE PERIODS OF ONE HOUR AS INDICATED 120° EAST MERIDIAN MEAN TIME)

COMPONENT NORTHWARD LINE 06 LENGTH IN KMS 3.425 DIRECTION TRUE N

DAY	0-1	1-2	2-3	3-4	4-5	5-6	6-7	7-8	8-9	9-10	10-11	11-12	12-13	13-14	14-15	15-16	16-17	17-18	18-19	19-20	20-21	21-22	22-23	23-24	MEAN
1	485	482	489	488	487	493	490	479	466	472	476	496	514	516	496	477	458	458	471	467	460	458	459	455	479
2	458	457	461	461	462	460	463	448	446	456	457	492	493	485	468	460	415	415	390	428	434	425	380	439	448
3	466	473	468	456	456	450	437	413	434	431	461	465	470	453	456	456	445	413	420	422	425	423	427	427	444
4	431	431	428	431	419	428	452	473	392	430	422	440	443	432	445	420	403	382	408	400	403	406	405	416	422
5	425	423	423	420	417	412	412	398	385	396	406	421	438	445	438	413	397	393	393	397	396	395	398	398	410
6	401	399	407	403	399	395	402	391	371	365	376	405	418	426	426	419	380	372	379	380	369	379	383	383	393
7	383	382	381	391	395	395	388	364	344	333	347	384	405	437	403	384	362	354	360	345	351	349	351	343	372
8	338	346	345	339	345	345	349	333	334	337	358	377	391	391	393	372	350	346	347	345	347	347	347	349	353
9	351	352	353	353	353	352	354	341	326	319	325	350	372	381	388	376	339	323	331	332	330	327	332	334	346
10	...	...	...	...	...	...	...	...	...	...	...	...	...	...	...	...	...	...	...	...	...	...	...	...	...
11	321	332	322	331	328	327	326	313	294	282	299	327	363	375	364	331	306	302	314	308	306	305	309	308	320
12	312	314	314	306	319	314	314	306	275	275	289	330	367	366	346	317	293	275	279	276	277	277	276	273	304
13	279	274	280	279	282	282	275	270	255	239	261	298	327	324	302	281	255	255	265	266	264	266	266	263	275
14	270	267	268	261	264	263	267	254	244	237	267	293	313	311	295	263	242	248	257	259	258	260	260	259	266
15	260	262	263	264	267	263	263	255	227	251	253	280	294	308	298	265	247	236	248	239	241	251	254	257	260
16	...	...	...	...	...	...	...	...	...	...	...	...	...	...	...	...	...	...	...	...	...	...	...	...	...
17	247	248	243	242	239	242	245	224	212	222	242	262	280	283	271	248	235	236	236	234	235	237	233	233	243
18	237	230	237	237	233	229	225	209	218	230	227	247	262	268	263	248	227	211	213	207	212	217	218	218	230
19	216	222	223	216	218	214	209	205	197	202	222	247	267	269	253	231	217	207	210	210	209	211	209	211	221
20	223	220	218	218	213	222	203	184	172	187	211	241	248	249	233	211	201	197	200	199	201	200	201	198	210
21	212	207	210	207	204	193	194	186	181	185	200	212	222	235	238	224	202	191	187	191	189	188	193	198	202
22	...	...	...	...	...	...	...	...	...	...	...	...	...	...	...	...	...	...	...	...	...	...	...	...	...
23	190	177	187	215	175	119	122	117	142	166	163	206	222	220	218	196	189	188	189	189	186	181	189	190	181
24	...	...	...	...	...	...	...	...	...	...	...	...	...	...	...	...	...	...	...	...	...	...	...	...	...
25	191	191	192	192	191	190	189	173	160	163	170	198	215	217	215	209	194	179	179	176	176	176	178	178	187
26	...	...	...	...	...	...	...	...	...	...	...	...	...	...	...	...	...	...	...	...	...	...	...	...	...
27	...	...	...	...	...	...	...	...	...	...	...	...	...	...	...	...	...	...	...	...	...	...	...	...	...
28	230	250	233	263	223	239	239	259	244	256	259	267	277	287	288	265	253	250	250	235	255	257	254	250	254
29	250	258	258	253	252	237	228	206	240	242	262	286	325	320	292	290	273	257	254	251	253	254	251	239	260
30	240	240	236	236	231	239	234	231	245	266	274	303	313	307	305	297	285	277	280	280	280	280	281	282	268
31	287	288	288	287	286	285	286	277	263	270	283	320	325	324	316	306	330	289	289	290	286	289	289	289	293
MEANS	308	309	309	310	306	304	303	292	283	288	300	326	343	345	336	318	300	290	294	293	294	294	294	296	306

TABLE 165

EARTH-CURRENT POTENTIALS AT WATHEROO MAGNETIC OBSERVATORY

AUGUST 1937

EXPRESSED IN TENTHS OF MILLIVOLTS — VALUES POSITIVE EXCEPT AS INDICATED

AUGUST 1937

(THE TABULAR VALUES ARE AVERAGES FOR SUCCESSIVE PERIODS OF ONE HOUR AS INDICATED 120° EAST MERIDIAN MEAN TIME)

COMPONENT EASTWARD LINE OR LENGTH IN KMS 9.90 DIRECTION TRUE E

DAY	0-1	1-2	2-3	3-4	4-5	5-6	6-7	7-8	8-9	9-10	10-11	11-12	12-13	13-14	14-15	15-16	16-17	17-18	18-19	19-20	20-21	21-22	22-23	23-24	MEAN
1	897	900	891	883	885	876	873	872	877	879	894	898	897	875	886	861	889	890	885	888	899	899	894	900	887
2	875	900	900	897	872	883	881	889	869	876	900	943	930	970	950	973	938	960	910	860	873	907	892	875	905
3	863	835	888	876	867	879	882	883	901	875	865	865	871	898	850	842	869	898	893	903	885	885	875	880	876
4	878	882	888	880	880	850	855	920	865	940	870	910	915	905	882	903	897	867	889	885	885	884	885	888	888
5	874	881	871	880	871	871	875	869	866	856	872	878	881	885	885	897	897	887	891	889	890	887	888	884	880
6	881	880	870	883	887	887	873	877	871	869	874	871	881	895	892	891	896	903	907	911	894	886	883	872	885
7	878	866	885	860	890	895	877	835	847	864	867	871	902	902	892	864	894	898	888	909	880	873	871	872	878
8	868	863	851	863	871	868	867	860	866	876	877	877	888	865	884	884	887	888	889	890	894	891	888	882	876
9	877	872	872	873	871	877	870	869	878	884	880	883	882	892	877	875	871	873	870	881	887	887	884	881	878
10	...	...	...	...	...	...	...	...	...	...	...	...	...	...	...	...	...	...	...	...	...	...	...	...	...
11	877	861	874	871	872	870	865	871	882	885	892	900	883	873	863	853	858	860	859	875	879	883	881	880	874
12	877	870	871	861	860	855	859	860	884	898	896	881	876	881	860	859	866	867	870	874	880	880	882	865	872
13	877	863	869	871	859	858	861	869	877	877	903	891	891	863	855	865	871	867	869	873	879	882	888	887	874
14	880	877	872	877	864	866	802	851	873	886	883	879	887	887	875	881	886	876	881	880	884	887	891	882	877
15	883	880	869	869	853	863	863	878	889	899	855	890	905	910	898	875	890	887	886	899	863	872	881	880	881
16	...	...	...	...	...	...	...	...	...	...	...	...	...	...	...	...	...	...	...	...	...	...	...	...	...
17	883	880	880	876	876	874	859	868	879	898	904	902	883	865	869	868	867	873	875	879	873	873	877	871	877
18	884	862	876	877	873	871	868	858	861	866	877	871	884	898	896	880	870	871	869	864	873	871	875	882	874
19	868	875	873	879	873	870	866	872	882	888	886	880	882	880	876	879	875	877	878	876	879	881	881	881	877
20	855	871	876	864	873	851	852	863	875	867	868	874	864	869	873	876	868	883	881	877	875	875	877	869	870
21	866	868	853	869	863	862	861	863	862	862	860	870	877	880	879	874	884	880	888	889	882	876	860	869	871
22	...	...	...	...	...	...	...	...	...	...	...	...	...	...	...	...	...	...	...	...	...	...	...	...	...
23	815	853	851	805	833	840	827	847	863	885	847	855	845	851	860	867	863	873	871	877	884	873	861	859	854
24	...	...	...	...	...	...	...	...	...	...	...	...	...	...	...	...	...	...	...	...	...	...	...	...	...
25	866	858	855	858	858	865	868	877	891	874	869	872	878	872	862	855	858	858	863	870	872	871	873	868	867
26	...	...	...	...	...	...	...	...	...	...	...	...	...	...	...	...	...	...	...	...	...	...	...	...	...
27	...	...	...	...	...	...	...	...	...	...	...	...	...	...	...	...	...	...	...	...	...	...	...	...	...
28	888	862	857	810	850	850	854	830	855	871	869	869	866	873	856	855	847	875	879	878	869	843	854	861	859
29	838	854	841	840	840	834	824	811	841	868	871	869	885	868	872	873	863	870	848	851	856	861	866	865	854
30	859	858	846	838	842	840	843	846	853	866	863	874	879	877	860	858	860	858	859	858	859	860	861	863	858
31	858	858	855	852	846	849	842	840	851	858	864	861	871	871	859	856	861	859	855	870	858	867	858	871	858
MEANS	871	869	869	864	865	864	861	863	870	879	876	881	884	884	876	875	877	880	878	880	878	878	877	876	874

TABLE 166

EARTH-CURRENT POTENTIALS AT WATHEROO MAGNETIC OBSERVATORY

SEPTEMBER 1937 EXPRESSED IN TENTHS OF MILLIVOLTS — VALUES POSITIVE EXCEPT AS INDICATED SEPTEMBER 1937

(THE TABULAR VALUES ARE AVERAGES FOR SUCCESSIVE PERIODS OF ONE HOUR AS INDICATED 120° EAST MERIDIAN MEAN TIME)

COMPONENT NORTHWARD LINE OQ LENGTH IN KMS 3.425 DIRECTION TRUE N

DAY	0-1	1-2	2-3	3-4	4-5	5-6	6-7	7-8	8-9	9-10	10-11	11-12	12-13	13-14	14-15	15-16	16-17	17-18	18-19	19-20	20-21	21-22	22-23	23-24	MEAN
1	291	292	290	291	289	288	285	277	275	290	301	317	325	322	358	416	405	387	305	303	301	301	304	299	...
2	309	312	311	310	310	304	299	277	289	284	308	338	348	352	339	317	298	296	305	305	307	305	306	308	310
3	299	309	307	301	295	290	282	267	280	307	327	349	356	349	327	305	296	296	310	307	303	306	303	311	308
4	312	311	308	305	302	302	301	278	281	282	307	333	362	356	325	316	313	303	309	308	308	305	297	298	309
5	313	316	313	314	313	308	297	286	269	307	322	341	352	346	331	323	299	301	307	296	304	311	308	309	312
6	308	306	306	305	283	262	258	258	270	285	307	420	373	372	345	343	337	316	319	304	305	304	300	308	312
7	315	295	318	321	319	309	310	310	357	357	381	390	408	416	397	394	388	381	373	373	376	376	376	379	359
8	391	393	395	386	383	366	346	350	356	357	370	398	413	420	421	403	385	371	372	377	373	370	353	344	379
9	352	351	358	358	357	361	352	347	360	367	378	403	412	416	403	391	382	377	379	379	376	376	379	376	375
10	372	385	387	386	383	381	382	365	361	373	381	414	413	410	398	396	382	274	382	381	381	380	385	385	385
11	385	387	390	405	390	377	405	340	363	410	395	417	414	420	361	374	376	363	378	347	383	377	375	374	384
12	382	392	390	396	390	383	377	369	373	372	378	400	411	409	401	392	387	377	380	381	384	381	380	385	386
13	382	382	389	383	384	384	379	366	368	373	383	413	424	429	411	394	377	366	360	379	370	367	378	363	384
14	348	354	359	370	347	365	368	335	354	371	381	394	415	420	409	381	395	388	375	395	388	387	385	390	378
15	382	383	382	381	377	373	369	362	370	380	384	412	423	407	400	393	375	370	374	374	358	369	368	357	380
16	354	346	365	341	350	348	339	354	359	430	379	375	415	418	470	455	410	399	391	386	379	373	380	365	382
17	380	373	390	362	377	373	365	369	386	379	399	415	417	427	414	402	396	390	383	387	387	386	373	383	388
18	394	402	396	393	378	382	373	364	375	390	432	432	436	418	423	401	391	391	390	393	386	398	392	393	397
19	368	394	412	405	405	422	383	358	377	373	401	423	421	426	417	402	390	380	392	390	377	384	388	392	395
20	401	397	402	397	391	396	378	365	369	374	388	405	419	426	417	401	385	390	389	394	386	384	394	399	394
21	397	395	394	396	391	388	384	366	386	397	399	417	423	424	410	387	380	390	393	388	390	383	387	391	394
22	392	387	386	391	389	394	398	356	363	374	400	417	432	430	409	394	388	390	383	381	375	381	382	380	390
23	385	392	397	397	392	397	384	376	373	382	411	410	418	420	402	385	380	384	383	380	378	378	383	383	390
24	379	389	387	379	379	410	383	382	367	373	397	410	429	419	404	383	375	383	383	370	379	377	366	373	386
25	387	390	392	395	383	383	366	373	370	370	407	429	445	437	421	401	387	380	388	383	383	381	386	383	392
26	379	383	383	383	387	390	383	366	349	369	409	422	443	423	425	380	369	370	370	372	379	372	372	358	385
27	384	396	392	388	387	384	384	373	359	375	376	404	433	438	417	390	377	364	366	363	370	368	359	377	384
28	320	381	382	376	377	363	365	355	368	373	393	421	429	420	403	377	368	373	383	385	383	377	374	381	380
29	395	388	382	382	376	369	371	370	372	382	413	413	412	423	400	384	385	379	382	382	385	385	381	383	387
30	382	386	389	384	383	383	373	361	367	383	424	441	439	426	403	383	379	368	372	374	378	381	373	369	388
MEANS	364	368	371	369	365	364	357	345	351	364	380	402	412	410	397	381	371	366	368	367	367	366	365	365	372

TABLE 167

EARTH-CURRENT POTENTIALS AT WATHEROO MAGNETIC OBSERVATORY

SEPTEMBER 1937 EXPRESSED IN TENTHS OF MILLIVOLTS — VALUES POSITIVE EXCEPT AS INDICATED SEPTEMBER 1937

(THE TABULAR VALUES ARE AVERAGES FOR SUCCESSIVE PERIODS OF ONE HOUR AS INDICATED 120° EAST MERIDIAN MEAN TIME)

COMPONENT EASTWARD LINE OR LENGTH IN KMS 9.90 DIRECTION TRUE E

DAY	0-1	1-2	2-3	3-4	4-5	5-6	6-7	7-8	8-9	9-10	10-11	11-12	12-13	13-14	14-15	15-16	16-17	17-18	18-19	19-20	20-21	21-22	22-23	23-24	MEAN
1	866	863	864	858	849	847	839	828	845	843	849	863	862	866	858	858	876	865	864	865	866	871	832	883	858
2	...	...	...	...	...	...	...	...	...	...	...	...	...	...	...	...	...	...	...	...	...	...	...	...	...
3	835	836	835	834	833	832	832	837	850	857	837	820	820	838	847	852	862	853	858	854	853	849	841	841	842
4	830	832	831	830	832	822	822	830	838	839	839	834	834	878	858	844	846	854	852	853	852	855	842	850	842
5	844	839	838	837	843	844	846	838	871	888	828	838	849	827	847	836	848	838	858	866	860	849	841	842	846
6	840	836	834	831	828	830	841	842	843	845	842	851	840	823	835	848	848	853	853	864	847	847	856	839	842
7	820	836	847	835	830	852	833	827	835	845	848	849	847	848	854	845	860	860	853	847	846	855	858	853	845
8	847	835	822	840	848	839	845	845	846	843	845	852	856	855	847	840	839	842	854	851	856	854	855	856	847
9	848	843	827	822	837	836	853	855	858	870	867	872	856	828	827	831	824	835	844	845	853	856	854	861	846
10	847	833	845	843	840	843	837	845	853	861	852	853	871	838	849	837	847	845	840	849	855	858	857	853	848
11	859	835	836	847	816	822	875	868	970	905	865	865	873	867	885	835	833	845	852	850	850	855	849	855	859
12	833	857	840	841	842	842	841	846	855	855	852	842	830	847	853	847	835	833	846	853	854	855	855	858	846
13	853	848	847	842	850	847	852	852	848	861	852	849	850	835	852	863	860	852	853	869	852	830	874	843	851
14	828	833	843	820	837	858	822	832	836	839	846	848	835	882	855	850	880	923	860	845	854	857	865	865	850
15	837	846	847	855	849	852	856	864	830	842	856	845	860	870	858	855	832	836	861	862	859	845	845	825	850
16	833	830	837	846	847	836	820	828	828	857	834	840	848	860	883	882	880	856	835	864	838	833	840	839	846
17	868	829	833	854	862	842	848	849	853	853	860	849	850	858	873	832	843	851	848	856	845	848	843	838	849
18	852	850	851	835	853	846	840	854	862	858	873	810	840	838	861	860	842	861	852	856	859	870	863	872	852
19	855	864	875	861	868	816	853	880	887	859	859	8677	807	832	853	851	863	863	860	861	878	850	860	847	857
20	850	846	843	873	853	862	861	857	851	840	839	830	825	832	840	850	857	864	853	857	856	854	857	857	850
21	849	843	840	828	850	849	855	883	877	867	828	825	835	820	857	865	862	863	866	862	868	858	853	855	852
22	860	840	843	836	840	855	859	866	864	845	861	852	857	852	845	843	845	857	868	865	880	852	862	849	854
23	863	856	849	857	852	855	868	869	858	872	853	845	851	856	863	863	857	856	857	875	863	863	868	841	859
24	851	841	853	840	841	815	872	882	882	892	873	860	863	874	845	847	823	832	845	845	848	858	870	851	854
25	844	850	836	836	831	833	836	851	856	862	863	862	850	842	841	851	852	848	857	849	860	860	856	854	849
26	849	845	840	835	855	837	836	850	862	873	880	862	854	813	833	874	848	835	861	852	860	850	853	857	851
27	867	852	842	850	841	858	850	837	859	844	862	870	871	863	865	857	843	856	858	840	837	855	868	863	855
28	860	854	841	833	839	838	842	842	854	858	849	847	845	817	842	867	868	860	857	870	863	843	856	848	850
29	853	867	863	860	849	855	850	861	863	860	850	840	835	847	859	856	870	859	853	848	860	855	856	863	856
30	853	852	859	851	854	856	854	860	870	851	860	837	834	840	847	863	873	861	853	844	854	825	870	862	854
MEANS	848	844	844	842	844	842	846	851	859	858	852	848	846	846	853	852	852	854	854	856	856	852	855	852	850

TABLE 168

EARTH-CURRENT POTENTIALS AT WATHEROO MAGNETIC OBSERVATORY

OCTOBER 1937 EXPRESSED IN TENTHS OF MILLIVOLTS — VALUES POSITIVE EXCEPT AS INDICATED OCTOBER 1937

(THE TABULAR VALUES ARE AVERAGES FOR SUCCESSIVE PERIODS OF ONE HOUR AS INDICATED 120° EAST MERIDIAN MEAN TIME)

COMPONENT NORTHWARD LINE OQ LENGTH IN KMS 3.425 DIRECTION TRUE N

DAY	0-1	1-2	2-3	3-4	4-5	5-6	6-7	7-8	8-9	9-10	10-11	11-12	12-13	13-14	14-15	15-16	16-17	17-18	18-19	19-20	20-21	21-22	22-23	23-24	MEAN
1	363	355	413	430	385	410	370	420	415	380	403	414	452	387	372	350	357	363	373	368	376	372	377	378	387
2	358	360	395	407	365	369	358	370	367	370	395	409	429	413	399	373	358	363	367	372	373	371	373	373	379
3	377	377	377	372	372	360	343	347	346	373	402	428	423	408	392	363	356	368	357	377	353	353	365	345	372
4	385	377	383	374	402	370	364	325	403	413	388	457	416	406	376	360	345	340	354	358	360	369	368	373	378
5	...	...	...	...	...	...	...	...	...	...	...	...	...	...	...	...	...	...	...	...	...	...	...	...	...
6	390	391	393	389	383	376	371	367	353	372	404	421	440	438	423	394	369	380	369	366	376	371	359	373	386
7	365	371	385	376	373	367	351	360	349	376	415	442	440	458	413	382	357	366	367	360	360	367	355	355	380
8	...	...	...	...	...	...	...	...	...	...	...	...	...	...	...	...	...	...	...	...	...	...	...	...	...
9	400	402	404	408	401	399	396	380	377	375	391	407	428	435	438	410	385	368	370	382	326	350	335	390	390
10	...	...	...	...	...	...	...	...	...	...	...	...	...	...	...	...	...	...	...	...	...	...	...	...	...
11	391	396	400	402	391	383	398	380	358	375	403	408	435	433	416	391	395	379	360	387	377	341	367	385	390
12	405	390	385	415	390	374	370	380	383	389	410	433	434	443	430	403	391	385	335	420	412	403	399	401	399
13	...	...	...	...	...	...	...	...	...	...	...	...	...	...	...	...	...	...	...	...	...	...	...	...	...
14	412	406	406	405	402	392	386	381	389	403	418	445	457	433	417	403	382	392	391	400	405	394	407	409	406
15	405	397	405	409	402	391	386	393	405	407	418	432	451	445	437	402	388	385	396	361	405	413	395	397	405
16	406	402	399	442	407	399	388	389	400	418	434	438	440	443	431	412	391	402	398	408	412	409	406	387	411
17	395	410	424	417	408	392	381	371	380	391	416	428	425	430	427	410	406	394	397	397	397	396	395	398	404
18	396	398	403	396	390	381	373	367	391	398	417	423	438	433	423	402	391	372	387	392	399	402	401	405	399
19	407	405	410	401	401	390	377	362	380	403	417	428	438	446	430	416	420	392	392	399	399	401	408	409	406
20	413	413	432	403	406	392	384	381	382	410	434	448	458	450	434	412	403	403	404	405	395	399	403	405	411
21	405	408	409	407	405	402	390	380	392	400	427	452	462	458	443	415	398	392	398	407	419	422	442	462	416
22	...	...	...	...	...	...	...	...	...	...	...	...	...	...	...	...	...	...	...	...	...	...	...	...	...
23	...	...	...	...	...	...	...	...	...	...	...	...	...	...	...	...	...	...	...	...	...	...	...	...	...
24	374	403	359	391	363	347	377	405	400	399	366	396	404	415	408	391	366	367	369	353	340	371	370	382	380
25	340	385	385	373	396	368	344	346	345	380	386	395	420	410	386	362	350	357	357	354	309	346	343	351	366
26	398	352	355	354	352	338	332	328	338	362	372	384	414	396	401	350	325	306	333	331	320	327	335	341	352
27	343	368	343	347	325	337	327	313	333	341	356	370	376	373	360	350	317	305	325	297	324	312	337	330	338
28	344	342	325	326	319	293	310	309	307	315	345	359	371	380	355	337	320	316	303	323	314	312	313	319	327
29	316	317	313	309	321	311	288	283	288	305	327	358	359	353	317	304	287	298	295	301	296	295	292	295	310
30	313	309	314	303	301	292	280	275	281	303	317	345	356	339	324	302	283	279	285	296	297	296	297	296	304
31	296	297	294	296	284	282	273	252	264	287	332	361	355	320	301	277	259	258	254	295	272	272	281	273	289
MEANS	376	377	380	382	374	365	357	355	361	374	392	411	421	414	398	375	360	357	357	364	361	363	365	369	375

TABLE 169

EARTH-CURRENT POTENTIALS AT WATHEROO MAGNETIC OBSERVATORY

OCTOBER 1937

EXPRESSED IN TENTHS OF MILLIVOLTS — VALUES POSITIVE EXCEPT AS INDICATED

OCTOBER 1937

(THE TABULAR VALUES ARE AVERAGES FOR SUCCESSIVE PERIODS OF ONE HOUR AS INDICATED 120° EAST MERIDIAN MEAN TIME)

COMPONENT EASTWARD LINE OR LENGTH IN KMS 9.90 DIRECTION TRUE E

DAY	0-1	1-2	2-3	3-4	4-5	5-6	6-7	7-8	8-9	9-10	10-11	11-12	12-13	13-14	14-15	15-16	16-17	17-18	18-19	19-20	20-21	21-22	22-23	23-24	MEAN
1	880	865	920	923	885	870	925	880	820	840	833	810	840	890	873	853	885	838	856	869	840	842	844	830	863
2	852	855	823	797	875	862	853	844	847	850	843	837	841	849	859	838	869	828	850	851	841	840	841	841	846
3	845	838	840	840	852	849	843	847	846	839	853	827	806	831	843	857	869	859	861	827	900	880	884	863	850
4	845	820	835	915	825	843	857	930	925	905	900	935	890	855	880	805	775	800	843	850	859	841	857	840	860
5	...	...	...	...	...	...	...	...	...	...	...	...	...	...	...	...	...	...	...	...	...	...	...	...	...
6	837	836	841	838	837	835	842	856	820	854	851	846	845	830	835	836	849	862	852	853	852	867	863	832	843
7	856	853	843	844	844	845	849	851	832	847	847	834	826	780	847	860	900	885	881	886	887	887	890	884	857
8	...	...	...	...	...	...	...	...	...	...	...	...	...	...	...	...	...	...	...	...	...	...	...	...	...
9	870	936	927	936	934	939	949	956	961	893	860	851	836	852	842	835	825	870	840	873	906	915	930	920	894
10	...	...	...	...	...	...	...	...	...	...	...	...	...	...	...	...	...	...	...	...	...	...	...	...	...
11	860	854	842	842	857	854	840	860	877	876	851	866	864	864	840	850	845	832	875	847	868	845	820	830	852
12	890	885	835	875	867	872	853	865	882	861	867	868	868	868	855	841	915	845	900	835	853	857	865	864	866
13	...	...	...	...	...	...	...	...	...	...	...	...	...	...	...	...	...	...	...	...	...	...	...	...	...
14	862	860	860	851	858	855	850	854	853	849	863	923	886	880	858	880	912	861	881	875	876	872	843	865	868
15	862	858	857	863	862	879	868	881	887	855	870	885	901	883	867	902	875	910	915	855	876	874	858	874	876
16	863	857	842	850	854	867	877	879	877	874	869	870	866	873	875	900	903	880	882	873	880	869	869	872	872
17	877	871	880	877	873	879	871	863	853	858	868	868	859	859	849	865	862	872	870	868	867	866	863	862	867
18	861	869	862	858	863	863	870	871	857	856	853	845	854	841	847	866	891	879	892	877	847	845	855	859	862
19	863	862	869	866	859	870	877	868	871	863	860	862	843	864	875	873	882	900	890	889	897	868	850	867	870
20	864	859	849	863	875	867	872	878	873	872	863	848	843	857	873	890	896	892	874	872	874	872	866	864	869
21	858	858	854	857	863	865	870	879	881	879	879	860	850	862	877	884	877	885	923	952	1004	1005	1053	1064	902
22	...	...	...	...	...	...	...	...	...	...	...	...	...	...	...	...	...	...	...	...	...	...	...	...	...
23	...	...	...	...	...	...	...	...	...	...	...	...	...	...	...	...	...	...	...	...	...	...	...	...	...
24	847	830	870	825	848	860	892	902	942	866	873	889	871	848	867	827	854	924	857	894	860	892	869	825	868
25	892	854	864	867	882	866	882	897	913	911	871	856	837	850	842	864	890	865	872	872	864	874	913	902	875
26	850	863	884	877	865	859	869	879	890	886	901	910	858	813	888	907	870	896	830	862	877	878	871	884	874
27	840	845	848	866	863	875	847	872	877	892	893	877	875	858	835	838	890	888	874	835	893	910	870	843	867
28	895	882	866	861	853	853	855	880	882	888	886	863	870	874	842	872	859	856	884	873	855	874	867	842	868
29	880	874	863	870	847	855	885	879	887	895	880	878	871	872	854	861	860	870	872	867	869	872	865	895	872
30	879	879	871	887	884	878	884	878	884	877	873	872	873	867	872	884	886	895	886	881	876	878	879	876	879
31	875	880	879	881	887	881	884	896	897	891	868	853	854	869	873	893	899	899	893	927	877	887	868	870	882
MEANS	863	862	861	865	864	866	871	878	877	871	867	865	857	856	859	863	874	872	874	870	876	876	874	871	868

TABLE 170

EARTH-CURRENT POTENTIALS AT WATHEROO MAGNETIC OBSERVATORY

NOVEMBER 1937 — EXPRESSED IN TENTHS OF MILLIVOLTS — VALUES POSITIVE EXCEPT AS INDICATED — NOVEMBER 1937

(THE TABULAR VALUES ARE AVERAGES FOR SUCCESSIVE PERIODS OF ONE HOUR AS INDICATED 120° EAST MERIDIAN MEAN TIME)

COMPONENT NORTHWARD LINE OQ LENGTH IN KMS 3.425 DIRECTION TRUE N

DAY	0-1	1-2	2-3	3-4	4-5	5-6	6-7	7-8	8-9	9-10	10-11	11-12	12-13	13-14	14-15	15-16	16-17	17-18	18-19	19-20	20-21	21-22	22-23	23-24	MEAN
1	277	278	280	275	315	310	325	270	215	250	287	323	332	317	284	253	243	248	254	251	252	247	246	256	...
2	259	270	277	270	246	232	232	226	237	255	316	321	323	310	275	241	223	227	253	251	242	242	247	252	260
3	251	255	257	260	243	235	228	233	238	280	290	305	302	291	264	247	237	241	237	240	237	233	239	235	253
4	233	238	233	235	237	227	220	217	222	244	287	310	300	285	259	231	221	225	227	231	226	231	232	237	242
5	238	243	245	236	233	224	215	211	213	236	263	300	310	287	250	221	214	213	218	223	224	200	196	198	234
6	202	209	211	206	206	197	187	173	186	196	226	250	258	250	223	197	186	184	187	194	196	193	193	190	204
7	204	203	207	201	197	187	182	182	192	205	234	261	252	236	211	193	183	183	187	193	190	188	182	170	201
8	204	196	189	200	177	178	172	181	223	192	214	233	222	223	205	191	182	184	193	190	186	183	166	181	194
9	192	196	189	184	184	200	177	161	160	177	207	218	217	212	201	180	192	183	197	188	138	196	185	198	189
10	195	185	186	183	178	177	176	172	182	186	194	209	223	214	206	187	176	173	171	181	190	164	145	175	184
11	171	163	161	169	172	173	135	230	145	170	180	214	224	207	186	186	197	155	138	180	155	177	168	210	...
12	164	175	177	208	177	163	174	162	177	180	199	216	209	208	184	171	168	173	169	184	174	178	180	180	181
13	180	185	208	181	180	163	175	159	171	184	203	210	209	196	175	166	168	166	175	170	173	169	168	168	179
14	169	181	170	153	152	151	153	161	178	179	204	204	204	189	167	153	150	152	160	159	157	159	168	173	169
15	172	167	168	165	161	154	152	153	169	178	195	206	200	199	183	175	160	160	159	167	164	164	167	171	171
16	173	178	172	173	165	160	153	155	172	181	196	228	210	201	193	178	171	162	164	166	163	161	163	169	175
17	167	170	164	164	162	151	140	140	150	174	193	201	206	197	177	158	142	133	146	147	139	141	145	148	161
18	165	161	158	157	150	142	130	126	150	161	196	198	200	190	174	158	134	129	124	110	106	167	124	155	153
19	171	145	133	157	152	171	148	158	160	186	192	192	203	179	159	160	156	130	118	110	122	135	140	130	154
20	...	...	...	...	...	...	...	...	...	...	...	...	...	...	...	...	...	...	...	...	...	...	...	...	...
21	...	...	...	...	...	...	...	...	...	...	...	...	...	...	...	...	...	...	...	...	...	...	...	...	...
22	121	122	126	117	111	117	125	121	125	113	126	146	153	155	133	109	128	110	95	127	124	113	99	112	122
23	...	...	...	...	...	...	...	...	...	...	...	...	...	...	...	...	...	...	...	...	...	...	...	...	...
24	63	73	62	61	57	64	71	60	62	74	81	87	87	89	77	56	61	57	57	41	28	45	65	57	64
25	52	39	42	53	23	31	- 3	31	51	60	59	57	56	57	43	39	40	40	21	12	21	28	18	27	37
26	28	28	30	34	18	16	19	30	21	25	32	39	34	41	23	11	5	11	10	7	9	3	7	4	20
27	12	1	8	3	3	1	4	- 9	- 4	13	25	20	18	13	14	2	- 5	- 5	- 5	- 5	- 10	- 12	- 8	- 6	3
28	- 9	- 4	- 13	- 7	- 13	- 8	4	- 17	- 8	- 1	20	29	9	9	- 3	- 19	- 22	- 29	- 24	- 22	- 33	- 38	- 18	- 26	- 10
29	- 19	- 30	- 9	- 11	- 15	- 25	- 17	- 9	- 6	22	9	6	4	1	- 8	- 3	- 24	- 20	- 29	- 25	- 51	-120	- 75	- 80	...
30	- 90	-104	- 93	- 62	- 56	- 88	- 91	- 95	- 78	- 79	- 79	- 60	- 87	- 83	- 91	-104	- 85	-104	-111	-128	-113	-130	-103	-113	- 93
MEANS	146	146	146	147	139	135	131	129	140	150	170	182	180	173	154	138	133	129	130	131	127	130	129	133	144

TABLE 171

EARTH-CURRENT POTENTIALS AT WATHEROO MAGNETIC OBSERVATORY

NOVEMBER 1937 EXPRESSED IN TENTHS OF MILLIVOLTS — VALUES POSITIVE EXCEPT AS INDICATED NOVEMBER 1937

(THE TABULAR VALUES ARE AVERAGES FOR SUCCESSIVE PERIODS OF ONE HOUR AS INDICATED 120° EAST MERIDIAN MEAN TIME)

COMPONENT EASTWARD LINE OR LENGTH IN KMS 9.90 DIRECTION TRUE E

DAY	0-1	1-2	2-3	3-4	4-5	5-6	6-7	7-8	8-9	9-10	10-11	11-12	12-13	13-14	14-15	15-16	16-17	17-18	18-19	19-20	20-21	21-22	22-23	23-24	MEAN
1	869	872	870	875	864	915	890	905	945	904	871	857	842	840	865	887	886	891	882	884	895	885	874	882	881
2	877	861	863	840	889	872	870	882	889	904	876	861	859	864	875	879	902	900	898	872	878	882	883	879	877
3	870	877	880	870	907	895	892	889	907	908	884	861	863	863	871	880	884	883	889	889	894	889	888	889	884
4	882	881	884	889	888	893	901	908	914	897	870	850	860	868	883	892	897	900	900	902	899	910	904	893	890
5	893	883	888	892	891	890	896	912	920	918	879	862	857	880	884	888	886	896	907	908	908	905	901	902	894
6	904	900	893	899	901	904	903	913	917	897	883	874	870	867	875	884	902	902	904	910	910	906	906	898	897
7	901	897	884	886	891	889	901	909	913	913	902	891	890	895	890	899	900	911	901	905	902	917	913	923	901
8	892	877	891	870	932	897	901	925	920	908	905	913	913	910	920	917	920	919	915	917	904	897	900	894	906
9	894	874	884	922	900	897	886	913	906	932	906	896	924	901	905	938	927	893	914	909	933	907	875	935	907
10	907	902	902	897	895	892	905	915	933	926	916	912	910	931	907	905	907	917	919	902	913	929	913	903	911
11	891	893	880	887	887	888	880	883	893	907	897	906	905	911	909	918	933	899	937	887	919	919	914	922	...
12	912	903	899	894	908	917	905	914	913	907	912	898	904	926	931	936	930	921	938	918	916	905	911	914	914
13	918	903	898	919	919	931	910	895	902	911	909	917	923	923	941	942	926	925	913	914	916	922	921	922	918
14	925	920	915	944	927	910	919	921	907	910	903	905	924	915	930	931	937	933	933	919	921	907	923	927	921
15	923	925	926	925	925	931	927	923	908	905	903	911	921	932	933	942	947	947	935	934	939	934	934	930	928
16	934	929	940	938	941	942	941	926	915	915	924	923	932	941	937	938	943	945	940	935	932	932	935	936	934
17	931	933	935	941	941	943	943	951	941	911	906	905	898	922	930	930	932	928	925	925	936	936	925	929	929
18	926	920	931	936	942	944	966	971	960	953	928	923	911	936	943	972	945	935	957	1018	950	888	930	918	942
19	890	900	933	961	957	920	965	950	945	932	910	892	919	892	930	920	962	935	946	970	925	955	925	988	934
20	...	...	...	...	...	...	...	...	...	...	...	...	...	...	...	...	...	...	...	...	...	...	...	...	...
21	...	...	...	...	...	...	...	...	...	...	...	...	...	...	...	...	...	...	...	...	...	...	...	...	...
22	924	897	907	933	940	924	934	951	949	935	976	956	920	936	909	955	898	947	971	962	963	913	992	960	940
23	...	...	...	...	...	...	...	...	...	...	...	...	...	...	...	...	...	...	...	...	...	...	...	...	...
24	930	905	908	939	922	905	905	901	937	925	934	932	940	902	919	915	925	926	907	930	961	930	943	927	924
25	922	916	917	897	921	906	902	913	897	901	894	921	936	924	930	920	916	915	902	904	910	920	923	928	914
26	927	923	915	909	907	926	910	914	916	923	937	947	951	935	933	930	927	933	927	932	933	935	936	931	927
27	905	932	927	928	926	932	927	914	910	924	922	931	936	930	936	941	931	945	935	932	938	941	935	932	930
28	926	922	937	907	956	931	935	940	933	924	928	944	908	921	953	965	970	957	928	942	923	924	933	957	936
29	932	941	912	932	942	928	932	940	928	915	928	915	940	929	968	954	953	977	950	910	987	989	942	972	...
30	930	960	965	960	980	937	939	934	925	930	917	924	934	937	971	967	984	970	958	961	959	920	954	958	949
MEANS	911	907	909	913	922	914	917	921	920	917	910	907	910	911	920	926	926	928	924	925	926	920	922	926	918

TABLE 172

EARTH-CURRENT POTENTIALS AT WATHEROO MAGNETIC OBSERVATORY

DECEMBER 1937 EXPRESSED IN TENTHS OF MILLIVOLTS — VALUES NEGATIVE EXCEPT AS INDICATED DECEMBER 1937

(THE TABULAR VALUES ARE AVERAGES FOR SUCCESSIVE PERIODS OF ONE HOUR AS INDICATED 120° EAST MERIDIAN MEAN TIME)

COMPONENT NORTHWARD LINE OQ LENGTH IN KMS 3.425 DIRECTION TRUE N

DAY	0-1	1-2	2-3	3-4	4-5	5-6	6-7	7-8	8-9	9-10	10-11	11-12	12-13	13-14	14-15	15-16	16-17	17-18	18-19	19-20	20-21	21-22	22-23	23-24	MEAN
1	102	107	105	111	92	110	108	109	118	107	110	105	91	102	127	143	153	152	142	140	147	148	139	140	121
2	...	...	...	...	...	...	...	...	...	...	...	...	...	...	...	...	...	...	...	...	...	...	...	...	...
3	50	53	55	58	67	69	75	88	85	69	53	43	53	61	80	87	102	95	96	90	102	92	86	92	75
4	90	95	92	93	94	109	109	116	110	111	72	64	65	73	90	111	117	123	119	110	112	118	115	113	101
5	116	117	115	111	119	127	137	160	129	119	102	103	100	98	105	109	117	126	127	129	135	135	139	132	121
6	132	126	129	120	142	148	148	150	141	131	109	106	101	109	118	136	143	146	152	156	160	164	143	141	136
7	148	136	141	147	141	159	150	151	161	145	123	130	120	127	132	147	140	97	99	112	110	115	116	127	132
8	120	122	111	91	92	123	120	125	130	114	104	97	102	91	107	119	120	119	123	122	130	137	156	141	117
9	110	98	113	117	110	127	135	131	140	129	102	109	100	109	110	121	126	131	139	137	137	138	145	138	123
10	127	134	129	124	136	149	143	128	140	127	120	122	128	121	110	128	124	142	129	130	145	147	137	120	131
11	134	129	124	130	152	125	140	123	140	127	115	127	93	82	133	125	133	138	142	150	150	139	129	129	130
12	129	128	128	141	140	138	140	124	130	132	120	131	134	133	132	148	143	137	139	142	140	142	147	150	136
13	146	137	137	141	142	143	143	137	140	139	123	125	120	127	133	139	138	155	134	139	144	145	147	147	138
14	142	145	151	152	160	157	154	151	140	135	121	120	128	127	134	152	147	150	146	143	147	146	144	148	143
15	145	142	139	145	152	154	156	145	147	149	144	140	134	133	137	146	151	163	168	165	160	156	154	159	149
16	157	155	153	157	163	164	171	155	134	130	118	132	128	136	140	150	155	165	159	159	164	170	159	156	151
17	154	154	155	150	156	164	169	167	163	145	126	129	130	137	146	160	171	170	169	169	174	177	177	177	158
18	167	161	158	153	157	161	168	159	162	140	131	119	125	139	156	170	185	181	196	190	193	177	190	192	164
19	193	159	175	120	178	170	170	148	155	137	128	134	131	122	142	162	177	172	200	194	172	186	178	181	162
20	175	184	164	159	177	176	185	178	177	168	153	149	143	162	150	164	181	220	92	126	137	150	148	138	161
21	139	139	133	139	137	134	149	153	161	139	125	120	117	117	127	134	123	120	118	117	117	109	121	119	130
22	120	129	126	118	119	115	118	135	127	120	101	98	84	79	91	116	127	131	125	120	137	120	125	130	117
23	119	114	107	117	118	134	125	128	115	105	97	90	88	83	88	105	116	148	125	142	158	125	110	136	116
24	158	141	95	93	105	115	113	119	116	107	102	96	96	89	84	94	114	118	124	125	125	120	119	124	112
25	159	144	117	100	123	111	103	115	116	118	112	107	99	87	104	112	111	111	128	133	130	107	109	115	116
26	116	115	117	122	130	127	126	121	103	122	124	105	96	93	106	110	119	137	138	153	127	133	125	122	120
27	115	119	131	127	138	140	149	139	129	114	103	110	117	111	121	120	129	131	136	137	133	135	130	131	127
28	129	129	129	127	128	135	129	124	126	119	107	110	120	122	119	128	125	126	123	121	122	122	130	120	124
29	114	113	117	117	122	127	131	128	120	119	104	98	103	111	118	125	129	129	125	125	128	127	125	118	120
30	119	119	115	121	121	129	127	124	108	105	97	93	103	110	114	120	124	134	129	122	130	122	118	117	118
31	114	110	114	118	124	135	136	131	102	101	79	82	82	89	108	124	132	134	126	122	124	132	139	133	116
MEANS	131	128	126	124	131	136	138	135	132	124	111	110	108	109	119	130	136	140	136	137	140	138	137	136	129

TABLE 173

EARTH-CURRENT POTENTIALS AT WATHEROO MAGNETIC OBSERVATORY

DECEMBER 1937 EXPRESSED IN TENTHS OF MILLIVOLTS — VALUES POSITIVE EXCEPT AS INDICATED DECEMBER 1937

(THE TABULAR VALUES ARE AVERAGES FOR SUCCESSIVE PERIODS OF ONE HOUR AS INDICATED 120° EAST MERIDIAN MEAN TIME)

COMPONENT EASTWARD LINE OR LENGTH IN KMS 9.90 DIRECTION TRUE E

DAY	0-1	1-2	2-3	3-4	4-5	5-6	6-7	7-8	8-9	9-10	10-11	11-12	12-13	13-14	14-15	15-16	16-17	17-18	18-19	19-20	20-21	21-22	22-23	23-24	MEAN
1	883	927	935	956	959	910	940	960	970	928	938	922	907	913	925	934	940	938	922	912	924	926	906	913	929
2	...	...	...	...	...	...	...	...	...	...	...	...	...	...	...	...	...	...	...	...	...	...	...	...	...
3	921	926	936	943	940	943	935	934	933	933	931	912	900	910	941	939	953	935	936	930	945	936	927	928	932
4	925	924	927	923	925	937	938	950	945	941	926	920	914	917	927	930	938	940	936	922	932	932	923	930	930
5	932	932	929	928	922	929	939	942	937	930	926	910	920	922	930	940	944	940	937	941	945	946	949	937	934
6	936	923	939	910	948	937	939	937	944	955	967	955	933	909	910	931	941	959	966	973	982	963	956	943	944
7	934	910	934	940	942	947	943	946	948	954	956	953	944	922	915	937	937	934	948	958	958	962	962	970	944
8	969	938	962	971	951	964	965	972	975	986	973	969	942	955	951	948	953	960	974	967	976	963	989	967	964
9	963	949	963	965	941	967	975	980	983	995	995	990	955	946	967	976	969	974	973	972	980	979	991	985	972
10	978	981	965	966	969	973	980	981	980	999	1005	994	972	981	967	954	986	962	968	972	972	952	1005	970	976
11	981	975	955	968	978	962	982	948	957	973	975	970	982	1023	935	960	955	964	985	1002	984	976	967	982	972
12	970	969	971	968	980	970	963	979	989	985	980	987	982	980	971	979	982	980	973	976	975	979	985	974	977
13	985	983	985	983	981	974	984	977	979	980	966	970	969	982	989	998	988	987	980	972	980	985	989	990	982
14	993	957	1000	995	995	986	987	989	983	977	989	1003	1001	986	981	985	1000	993	987	988	991	984	1003	1000	991
15	996	1003	1005	1004	1007	1003	1006	985	968	946	963	984	987	982	978	990	979	987	996	1001	995	976	982	984	988
16	981	956	986	985	986	992	993	982	988	996	979	989	970	977	980	981	983	997	996	986	985	976	983	971	984
17	987	989	991	1000	1000	999	1001	998	984	991	992	989	973	981	974	981	989	1007	1013	1000	1007	1009	1005	998	994
18	1008	1005	1012	1004	1005	1000	1004	1011	1008	960	1008	979	963	969	969	985	1000	995	1010	1070	1026	1030	1038	1016	1003
19	986	971	998	993	1013	1040	1010	1025	1025	999	988	1000	980	966	967	955	1007	992	1028	1010	987	1013	1008	1001	996
20	915	1010	998	945	1033	1029	1039	1035	1033	1026	1018	998	1007	965	963	969	984	985	1075	1043	1017	980	1043	1009	1005
21	995	960	1014	1017	1011	1009	1014	1024	1027	997	1007	997	987	1000	1003	988	1008	1039	1035	1035	1039	1039	1035	1030	1013
22	1023	1014	1035	1026	1024	1028	1030	1029	1033	1023	1035	1012	1005	1009	1002	1025	1041	1014	1023	1013	1049	1028	1040	1030	1025
23	1035	1022	1024	1020	1012	1019	1019	1027	1031	1023	1032	1036	1021	1025	1009	1013	1044	1048	1067	1066	1080	1110	1005	1070	1036
24	1080	1083	1030	995	1060	1024	1027	1027	1031	1039	1041	1044	1040	1027	1024	1011	1010	1020	1030	1025	1017	1022	1040	1028	1032
25	1060	1058	1060	1020	1044	1025	1051	1040	1050	1059	1052	1031	1026	1068	1042	1001	1012	1036	1040	1045	1036	1021	1031	1045	1040
26	1044	1035	1038	1031	1030	1022	1017	1022	1031	1049	1053	1062	1064	1063	1060	1012	1023	1053	1023	1045	1051	1017	1053	1048	1039
27	1051	1042	1050	1037	1040	1039	1042	1034	1025	1025	1011	1015	1005	1052	1039	1016	1053	1035	1021	1027	1030	1031	1032	1032	1033
28	1039	1038	1042	1039	1041	1036	1040	1045	1040	1041	1036	1037	1042	1048	1034	1023	1014	1034	1048	1037	1036	1037	1036	1041	1038
29	1040	1040	1045	1050	1051	1049	1053	1060	1038	1025	1021	1035	1043	1051	1050	1038	1033	1033	1040	1038	1041	1040	1045	1038	1042
30	1043	1039	1039	1046	1048	1046	1055	1057	1042	1037	1029	1022	1020	1045	1053	1043	1038	1070	1079	1071	1061	1054	1042	1044	1047
31	1040	1043	1038	1051	1055	1054	1066	1073	1033	1040	1012	1023	1038	1044	1053	1062	1072	1085	1075	1069	1061	1090	1101	1065	1056
MEANS	990	989	994	988	996	994	998	999	997	994	994	990	983	987	984	984	992	996	1003	1002	1002	998	1002	998	994

TABLE 174

EARTH-CURRENT POTENTIALS AT WATHEROO MAGNETIC OBSERVATORY

JANUARY 1938 EXPRESSED IN TENTHS OF MILLIVOLTS — VALUES NEGATIVE EXCEPT AS INDICATED JANUARY 1938

(THE TABULAR VALUES ARE AVERAGES FOR SUCCESSIVE PERIODS OF ONE HOUR AS INDICATED 120° EAST MERIDIAN MEAN TIME)

COMPONENT NORTHWARD LINE OQ LENGTH IN KMS 3.425 DIRECTION TRUE N

DAY	0-1	1-2	2-3	3-4	4-5	5-6	6-7	7-8	8-9	9-10	10-11	11-12	12-13	13-14	14-15	15-16	16-17	17-18	18-19	19-20	20-21	21-22	22-23	23-24	MEAN
1	117	101	108	98	135	120	133	109	110	101	86	81	85	96	113	121	133	130	120	121	120	122	117	114	112
2	115	108	120	112	113	129	136	122	117	86	78	62	87	104	118	134	131	123	139	124	117	143	124	117	115
3	107	112	110	100	111	129	133	130	113	98	85	76	79	95	115	135	127	125	119	119	127	129	153	130	115
4	121	109	95	101	118	134	139	135	127	111	91	71	88	101	114	120	118	122	132	160	147	210	150	103	122
5	99	114	117	119	132	144	147	133	121	113	108	99	105	114	127	145	154	165	149	140	141	141	139	139	129
6	...	...	...	...	...	...	...	...	...	...	...	...	...	...	...	...	...	...	...	...	...	...	...	...	...
7	153	152	133	138	149	159	155	160	178	127	138	139	137	135	147	159	167	175	170	171	178	180	185	155	156
8	163	151	131	161	167	150	161	160	130	125	99	75	111	123	139	164	167	163	151	141	151	152	152	152	143
9	145	144	141	139	137	135	135	145	150	180	145	129	120	120	132	153	165	163	151	147	154	159	150	152	146
10	141	140	144	159	165	175	168	154	158	145	134	123	102	98	119	149	160	160	151	147	150	147	138	140	144
11	137	141	140	139	135	141	150	143	140	139	127	126	120	111	127	149	140	142	139	142	142	143	138	142	137
12	130	123	131	133	141	140	132	134	132	130	123	112	106	103	112	150	152	151	148	139	144	143	143	143	133
13	160	148	149	125	131	134	120	128	105	130	120	123	93	120	141	167	175	151	143	136	139	154	163	145	138
14	149	132	129	123	122	140	139	134	127	115	106	98	96	107	126	140	163	157	152	150	147	165	149	130	133
15	139	138	134	143	148	149	151	158	144	128	117	104	91	111	115	145	159	161	159	65	39	45	46	47	...
16	49	+ 35	+190	+ 27	8	22	19	25	37	+ 7	+ 18	+ 8	7	21	27	48	55	65	58	83	68	71	60	67	...
17	...	...	...	...	...	...	...	...	...	...	...	...	...	...	...	...	...	...	...	...	...	...	...	...	...
18	...	...	...	...	...	...	...	...	...	...	...	...	...	...	...	...	...	...	...	...	...	...	...	...	...
19	245	252	248	259	233	260	348	323	313	314	294	294	267	274	287	337	356	351	375	349	309	329	315	346	303
20	350	320	345	329	333	347	355	347	352	335	316	302	299	295	333	362	360	368	359	395	356	381	378	350	344
21	379	362	359	357	405	408	386	370	397	368	363	382	399	393	368	392	435	422	425	414	428	437	395	418	394
22	...	...	...	...	...	...	...	...	...	...	...	...	...	...	...	...	...	...	...	...	...	...	...	...	...
23	...	...	...	...	...	...	...	...	...	...	...	...	...	...	...	...	...	...	...	...	...	...	...	...	...
24	...	...	...	...	...	...	...	...	...	...	...	...	...	...	...	...	...	...	...	...	...	...	...	...	...
25	543	527	545	538	546	557	548	539	529	545	555	563	569	563	575	581	581	591	588	605	590	610	625	540	505
26	...	...	...	...	...	...	...	...	...	...	...	...	...	...	...	...	...	...	...	...	...	...	...	...	...
27	600	548	582	579	573	582	599	577	533	395	358	350	368	355	367	381	409	401	399	398	396	399	411	411	457
28	380	359	374	390	398	406	405	413	399	384	373	369	376	384	391	403	407	414	413	409	398	410	395	375	393
29	380	386	386	383	387	405	409	404	400	384	368	363	369	376	400	413	424	423	439	414	403	413	415	419	398
30	406	396	393	390	395	411	420	434	433	388	387	402	406	401	415	443	450	454	437	428	434	426	434	432	417
31	421	429	414	417	439	441	446	436	415	396	387	393	399	404	419	422	432	432	429	437	436	415	427	463	423
MEANS	247	239	241	240	248	257	262	256	249	232	220	215	217	222	236	256	263	263	260	258	255	264	259	251	246

TABLE 175

EARTH-CURRENT POTENTIALS AT WATHEROO MAGNETIC OBSERVATORY

JANUARY 1938

EXPRESSED IN TENTHS OF MILLIVOLTS — VALUES POSITIVE EXCEPT AS INDICATED

JANUARY 1938

(THE TABULAR VALUES ARE AVERAGES FOR SUCCESSIVE PERIODS OF ONE HOUR AS INDICATED 120° EAST MERIDIAN MEAN TIME)

COMPONENT EASTWARD LINE OR LENGTH IN KMS 9.90 DIRECTION TRUE E

DAY	0-1	1-2	2-3	3-4	4-5	5-6	6-7	7-8	8-9	9-10	10-11	11-12	12-13	13-14	14-15	15-16	16-17	17-18	18-19	19-20	20-21	21-22	22-23	23-24	MEAN
1	1060	1063	1062	1060	1077	1074	1077	1073	1072	1079	1064	1038	1058	1053	1065	1069	1079	1064	1056	1060	1063	1073	1066	1065	1065
2	1064	1054	1080	1077	1081	1075	1089	1088	1089	1068	1075	1049	1062	1073	1085	1080	1087	1094	1089	1082	1060	1088	1060	1082	1076
3	1077	1071	1064	1083	1084	1080	1089	1113	1092	1090	1097	1075	1060	1043	1077	1070	1099	1084	1080	1067	1077	1084	1072	1083	1080
4	1092	1083	1080	1061	1080	1081	1090	1095	1105	1093	1059	1067	1037	1035	1067	1068	1110	1081	1085	1076	1100	1070	1165	1120	1083
5	1081	1100	1082	1053	1070	1129	1136	1130	1126	1110	1087	1056	1060	1085	1042	1057	1058	1137	1062	1070	1081	1087	1094	1090	1087
6	....	....	....	....	....	....	....	....	....	....	....	....	....	....	....	....	....	....	....	....	....	....	....	....	....
7	1085	1070	1132	1087	1102	1102	1113	1098	1123	1117	1111	1085	1090	1082	1089	1102	1097	1097	1102	1106	1105	1112	1123	1075	1100
8	1107	1107	1037	1113	1120	1120	1143	1035	1132	1153	1175	1075	1093	1133	1107	1111	1121	1111	1109	1101	1113	1117	1119	1121	1111
9	1122	1117	1119	1102	1104	1082	1105	1103	1127	1147	1165	1128	1133	1093	1095	1114	1111	1117	1118	1112	1117	1113	1110	1131	1116
10	1127	1119	1116	1110	1104	1100	1101	1109	1131	1135	1129	1114	1087	1086	1117	1123	1139	1141	1130	1121	1129	1125	1129	1127	1119
11	1127	1127	1123	1121	1112	1114	1120	1130	1121	1121	1133	1131	1125	1106	1105	1103	1099	1102	1102	1108	1101	1110	1112	1095	1114
12	1111	1115	1112	1116	1123	1121	1104	1089	1095	1105	1107	1112	1087	1087	1088	1148	1128	1097	1103	1098	1113	1108	1108	1128	1108
13	1138	1139	1125	1128	1119	1125	1113	1124	1117	1160	1133	1150	1126	1132	1083	1114	1085	1114	1096	1080	1092	1091	1120	1107	1117
14	1124	1133	1105	1132	1114	1135	1130	1125	1113	1110	1117	1101	1091	1096	1111	1112	1143	1127	1112	1119	1114	1119	1120	1115	1117
15	1109	1121	1125	1129	1132	1131	1123	1130	1127	1130	1120	1099	1086	1111	1125	1147	1142	1114	1132	1164	1139	1133	1127	1122	1126
16	1122	1162	1240	1160	1153	1169	1198	1178	1165	1115	1123	1123	1121	1125	1133	1173	1137	1171	1156	1130	1160	1145	1147	1137	....
17	....	....	....	....	....	....	....	....	....	....	....	....	....	....	....	....	....	....	....	....	....	....	....	....	....
18	....	....	....	....	....	....	....	....	....	....	....	....	....	....	....	....	....	....	....	....	....	....	....	....	....
19	1192	1173	1170	1210	1182	1200	1171	1230	1217	1212	1203	1143	1142	1136	1119	1153	1165	1190	1175	1135	1197	1130	1190	1162	1175
20	1154	1140	1188	1166	1165	1163	1167	1175	1171	1169	1163	1112	1143	1156	1142	1133	1161	1155	1158	1172	1150	1189	1150	1175	1159
21	1166	1152	1100	1133	1173	1163	1198	1188	1202	1190	1206	1219	1120	1107	1107	1139	1177	1205	1225	1178	1174	1173	1180	1201	1170
22	....	....	....	....	....	....	....	....	....	....	....	....	....	....	....	....	....	....	....	....	....	....	....	....	....
23	....	....	....	....	....	....	....	....	....	....	....	....	....	....	....	....	....	....	....	....	....	....	....	....	....
24	....	....	....	....	....	....	....	....	....	....	....	....	....	....	....	....	....	....	....	....	....	....	....	....	....
25	1184	1150	1174	1176	1166	1163	1165	1179	1170	1189	1179	1177	1165	1170	1173	1166	1147	1162	1153	1130	1050	1130	1205	1140	1161
26	....	....	....	....	....	....	....	....	....	....	....	....	....	....	....	....	....	....	....	....	....	....	....	....	....
27	1200	1117	1159	1162	1169	1153	1154	1154	1152	1133	1117	1109	1116	1116	1137	1146	1144	1136	1123	1130	1144	1151	1148	1146	1142
28	1176	1146	1140	1175	1177	1179	1182	1183	1177	1166	1153	1138	1132	1132	1162	1179	1179	1198	1181	1184	1182	1180	1153	1178	1168
29	1171	1181	1185	1181	1176	1207	1201	1199	1187	1175	1159	1151	1165	1186	1189	1208	1210	1215	1221	1197	1182	1187	1191	1191	1188
30	1188	1190	1193	1196	1172	1229	1218	1205	1232	1207	1177	1158	1186	1192	1204	1202	1211	1213	1213	1208	1206	1203	1204	1207	1201
31	1211	1215	1210	1183	1232	1234	1230	1249	1222	1204	1191	1195	1215	1210	1219	1218	1245	1210	1196	1262	1206	1227	1229	1200	1217
MEANS	1133	1125	1125	1128	1132	1137	1140	1139	1144	1142	1136	1117	1112	1114	1118	1129	1136	1138	1131	1129	1126	1130	1138	1133	1130

TABLE 176

EARTH-CURRENT POTENTIALS AT WATHEROO MAGNETIC OBSERVATORY

FEBRUARY 1938 — EXPRESSED IN TENTHS OF MILLIVOLTS — VALUES NEGATIVE EXCEPT AS INDICATED — FEBRUARY 1938

(THE TABULAR VALUES ARE AVERAGES FOR SUCCESSIVE PERIODS OF ONE HOUR AS INDICATED 120° EAST MERIDIAN MEAN TIME)

COMPONENT NORTHWARD LINE OQ LENGTH IN KMS 3.425 DIRECTION TRUE N

DAY	0-1	1-2	2-3	3-4	4-5	5-6	6-7	7-8	8-9	9-10	10-11	11-12	12-13	13-14	14-15	15-16	16-17	17-18	18-19	19-20	20-21	21-22	22-23	23-24	MEAN
1	416	396	408	403	431	410	446	437	425	402	387	376	382	401	407	428	383	343	344	356	379	387	345	352	...
2	364	367	373	380	361	400	419	399	416	374	364	364	373	378	390	425	435	437	416	440	403	423	412	415	397
3	405	399	396	396	389	421	435	428	420	405	387	381	374	387	388	412	435	440	401	415	427	420	420	424	409
4	413	415	395	390	408	416	423	408	417	389	398	380	386	400	411	433	436	429	422	413	415	411	427	404	410
5	406	407	398	411	411	412	417	424	414	407	386	387	383	398	405	427	434	447	439	422	431	454	437	434	416
6	435	426	413	414	417	425	434	447	427	416	402	387	380	395	416	452	449	471	460	452	472	432	419	427	427
7	...	...	...	...	...	...	...	...	...	...	...	...	...	...	...	...	...	...	...	...	...	...	...	...	...
8	451	439	448	436	433	438	464	467	453	448	415	340	366	386	394	414	444	454	454	435	436	441	443	443	431
9	...	...	...	...	...	...	...	...	...	...	...	...	...	...	...	...	...	...	...	...	...	...	...	...	...
10	443	427	460	455	466	482	486	473	370	376	362	345	343	373	374	434	425	407	404	440	392	313	295	303	...
11	300	298	301	302	307	314	318	310	+ 44	+250	+233	+219	+236	+205	+237	+170	+204	+172	+192	+225	+237	+304	+310	+315	...
12	+332	+337	+335	+346	+341	+332	+324	+335	+369	+383	+397	+400	+389	+398	+369	+376	+355	+354	+362	+373	+372	+369	+226	+232	...
13	+232	+229	+229	+223	+217	+220	+211	+220	+243	+253	+269	+271	+270	+254	+237	+230	+219	+217	+122	+131	+124	+115	+149	+141	...
14	...	...	...	...	...	...	...	...	...	...	...	...	...	...	...	...	...	...	...	...	...	...	...	...	...
15	...	...	...	...	...	...	...	...	...	...	...	...	...	...	...	...	...	...	...	...	...	...	...	...	...
16	...	...	...	...	...	...	...	...	...	...	...	...	...	...	...	...	...	...	...	...	...	...	...	...	...
17	283	287	297	297	300	305	327	145	124	87	46	23	40	54	69	80	101	99	90	89	91	140	237	255	...
18	245	117	93	85	90	99	108	111	95	83	59	37	41	52	64	71	87	90	86	79	78	80	80	79	...
19	75	75	81	107	135	255	270	185	102	74	60	41	25	47	60	80	90	99	85	80	78	78	76	76	...
20	71	69	69	69	70	70	79	83	81	70	47	35	18	34	55	76	89	85	75	70	73	72	70	69	67
21	61	61	65	61	61	69	79	89	65	59	30	25	17	36	59	71	81	87	77	73	68	70	72	70	63
22	69	70	66	66	66	73	77	81	71	33	15	13	20	33	25	345	110	58	54	46	48	85	179	221	...
23	217	230	252	291	300	312	170	84	74	53	36	35	31	35	50	65	79	72	68	71	71	86	84	100	...
24	...	...	...	...	...	...	...	...	...	...	...	...	...	...	...	...	...	...	...	...	...	...	...	...	...
25	+ 18	5	5	54	85	108	173	130	+ 52	+ 74	+ 85	+ 80	+ 85	+ 84	+ 72	+ 57	+ 44	+ 39	+ 45	+ 52	15	103	98	105	...
26	120	140	133	133	128	150	132	125	+ 43	+ 67	+ 63	+ 67	+ 53	+ 47	+ 37	+ 32	+ 32	+ 30	+ 26	+ 24	+ 30	+ 30	+ 3	63	...
27	96	97	101	96	128	132	160	127	2	+ 38	+ 62	+ 67	+ 55	+ 39	+ 30	+ 28	+ 22	+ 26	+ 30	+ 19	1	94	120	113	...
28	110	113	124	137	152	185	220	227	20	+ 22	+ 67	+ 64	+ 40	+ 49	+ 39	+ 39	+ 28	+ 22	+ 31	+ 26	+ 24	+ 37	+ 32	+ 49	...
MEANS	324	323	320	321	319	331	344	343	347	321	304	287	287	302	315	339	350	356	343	340	341	340	338	336	328

TABLE 177

EARTH-CURRENT POTENTIALS AT WATHEROO MAGNETIC OBSERVATORY

FEBRUARY 1938 EXPRESSED IN TENTHS OF MILLIVOLTS — VALUES POSITIVE EXCEPT AS INDICATED FEBRUARY 1938

(THE TABULAR VALUES ARE AVERAGES FOR SUCCESSIVE PERIODS OF ONE HOUR AS INDICATED 120° EAST MERIDIAN MEAN TIME)

COMPONENT EASTWARD LINE OR LENGTH IN KMS 9.90 DIRECTION TRUE E

DAY	0-1	1-2	2-3	3-4	4-5	5-6	6-7	7-8	8-9	9-10	10-11	11-12	12-13	13-14	14-15	15-16	16-17	17-18	18-19	19-20	20-21	21-22	22-23	23-24	MEAN
1	1249	1233	1224	1235	1180	1250	1300	1282	1273	1236	1225	1233	1206	1202	1211	1225	1253	1204	1202	1200	1270	1241	1167	1193	1229
2	1179	1205	1205	1205	1200	1215	1219	1224	1224	1229	1235	1207	1191	1179	1196	1193	1193	1200	1220	1187	1210	1196	1199	1185	1204
3	1208	1193	1197	1210	1203	1210	1216	1221	1250	1230	1210	1210	1221	1202	1206	1233	1210	1203	1193	1215	1233	1199	1216	1228	1213
4	1170	1231	1210	1204	1215	1228	1228	1227	1250	1215	1214	1193	1181	1204	1227	1214	1237	1225	1223	1224	1227	1232	1195	1242	1217
5	1234	1229	1200	1225	1236	1231	1233	1240	1246	1241	1250	1228	1218	1209	1197	1205	1233	1231	1222	1221	1224	1251	1231	1257	1229
6	1229	1227	1201	1240	1236	1239	1231	1249	1255	1250	1223	1160	1230	1320	1250	1167	1240	1243	1272	1267	1243	1242	1239	1253	1238
7	....	....	....	....	....	....	....	....	....	....	....	....	....	....	....	....	....	....	....	....	....	....	....	....	....
8	1262	1297	1285	1269	1266	1254	1266	1267	1266	1275	1267	1236	1223	1232	1220	1234	1238	1252	1236	1240	1255	1270	1260	1252	1256
9	....	....	....	....	....	....	....	....	....	....	....	....	....	....	....	....	....	....	....	....	....	....	....	....	....
10	....	....	....	....	....	....	....	....	....	....	....	....	....	....	....	....	....	....	....	....	....	....	....	....	....
11	1266	1257	1280	1273	1272	1267	1265	1262	1266	1276	1260	1278	1254	1290	1275	1315	1275	1307	1245	1248	1255	1263	1271	1275	1271
12	1288	1273	1274	1301	1295	1292	1301	1303	1278	1270	1255	1246	1256	1273	1317	1256	1320	1285	1267	1279	1279	1287	1308	1279	1282
13	1290	1291	1300	1303	1309	1293	1310	1296	1295	1278	1260	1273	1278	1312	1289	1289	1317	1327	1315	1311	1290	1280	1301	1303	1296
14	....	....	....	....	....	....	....	....	....	....	....	....	....	....	....	....	....	....	....	....	....	....	....	....	....
15	1325	1245	1310	1342	1331	1324	1343	1350	1333	1311	1274	1280	1302	1306	1305	1307	1321	1322	1323	1317	1319	1319	1317	1316	1314
16	1310	1311	1316	1305	1313	1325	1332	1346	1343	1303	1273	1260	1263	1280	1275	1283	1303	1300	1306	1309	1312	1311	1310	1300	1304
17	1300	1298	1301	1297	1304	1310	1315	1325	1335	1329	1299	1282	1285	1290	1311	1304	1327	1315	1313	1309	1318	1321	1319	1316	1309
18	1313	1316	1314	1318	1321	1322	1327	1342	1332	1342	1333	1316	1301	1288	1304	1321	1329	1317	1325	1347	1336	1343	1343	1340	1324
19	1329	1336	1327	1329	1326	1335	1341	1348	1343	1340	1333	1329	1316	1310	1303	1329	1330	1344	1342	1342	1349	1349	1352	1353	1335
20	1352	1348	1343	1346	1343	1336	1343	1350	1366	1363	1340	1328	1327	1330	1342	1361	1340	1352	1353	1353	1357	1363	1365	1365	1348
21	1359	1359	1355	1351	1351	1350	1357	1374	1361	1364	1341	1330	1339	1350	1352	1343	1357	1365	1358	1361	1361	1367	1373	1375	1356
22	1373	1375	1362	1358	1359	1357	1358	1359	1362	1330	1312	1310	1300	1302	1310	1290	1329	1335	1330	1331	1331	1333	1334	1340	1337
23	1345	1340	1337	1340	1334	1337	1333	1336	1353	1335	1280	1281	1308	1312	1323	1338	1390	1343	1343	1327	1349	1375	1366	1368	1337
24	....	....	....	....	....	....	....	....	....	....	....	....	....	....	....	....	....	....	....	....	....	....	....	....	....
25	1352	1347	1332	1369	1359	1351	1360	1377	1360	1341	1346	1341	1349	1350	1364	1362	1381	1379	1330	1360	1368	1367	1353	1390	1358
26	1396	1364	1383	1372	1360	1370	1377	1377	1375	1330	1325	1351	1360	1362	1370	1378	1369	1374	1377	1382	1379	1375	1384	1388	1370
27	1391	1382	1367	1352	1388	1394	1403	1383	1381	1360	1371	1369	1367	1370	1382	1384	1386	1386	1387	1393	1400	1402	1385	1395	1382
28	1385	1377	1387	1397	1388	1390	1394	1410	1412	1406	1400	1377	1383	1397	1420	1395	1395	1425	1378	1404	1381	1410	1411	1382	1396
MEANS	1300	1297	1298	1302	1300	1304	1311	1315	1316	1302	1288	1279	1281	1290	1293	1292	1308	1306	1298	1301	1306	1305	1304	1308	1300

TABLE 178

EARTH-CURRENT POTENTIALS AT WATHEROO MAGNETIC OBSERVATORY

MARCH 1938 EXPRESSED IN TENTHS OF MILLIVOLTS — VALUES POSITIVE EXCEPT AS INDICATED MARCH 1938

(THE TABULAR VALUES ARE AVERAGES FOR SUCCESSIVE PERIODS OF ONE HOUR AS INDICATED 120° EAST MERIDIAN MEAN TIME)

COMPONENT NORTHWARD LINE OQ LENGTH IN KMS 3.425 DIRECTION TRUE N

DAY	0-1	1-2	2-3	3-4	4-5	5-6	6-7	7-8	8-9	9-10	10-11	11-12	12-13	13-14	14-15	15-16	16-17	17-18	18-19	19-20	20-21	21-22	22-23	23-24	MEAN
1	40	43	45	47	49	22	35	39	60	48	66	73	71	74	84	82	71	56	74	73	70	61	50	95	60
2	84	81	82	115	63	75	71	68	72	85	91	95	106	103	91	82	86	77	63	68	64	78	73	74	81
3	...	...	...	...	...	...	...	...	...	...	...	...	...	...	...	...	...	...	...	...	...	...	...	...	...
4	...	...	...	...	...	...	...	...	...	...	...	...	...	...	...	...	...	...	...	...	...	...	...	...	...
5	202	205	207	201	218	184	188	192	198	197	219	227	229	227	213	208	183	196	203	196	168	166	153	124	196
6	135	147	160	241	203	196	184	183	181	218	233	199	216	212	198	189	190	193	194	192	185	194	196	196	193
7	197	203	190	200	202	217	193	189	182	201	209	210	221	226	216	204	192	186	183	192	188	187	194	193	199
8	193	195	211	208	207	197	187	194	193	214	198	210	217	221	213	203	196	182	185	187	189	190	188	190	199
9	190	193	199	191	180	177	177	163	173	182	190	204	216	224	213	192	183	177	180	183	188	192	188	192	190
10	195	194	189	191	192	192	179	165	179	186	208	213	223	211	199	190	189	183	193	191	191	193	192	193	193
11	194	196	194	198	193	192	187	183	183	184	194	207	227	225	213	196	191	181	187	188	188	190	192	189	195
12	192	195	193	193	190	190	183	181	191	177	190	221	223	224	208	190	189	185	182	180	183	183	182	182	184
13	187	194	194	192	188	185	175	174	183	192	201	213	204	209	205	191	182	178	177	180	177	168	167	168	187
14	171	174	177	174	171	167	154	154	157	171	177	197	186	184	200	178	163	150	165	157	167	155	167	200	172
15	...	...	...	...	...	...	...	...	...	...	...	...	...	...	...	...	...	...	...	...	...	...	...	...	...
16	...	...	...	...	...	...	...	...	...	...	...	...	...	...	...	...	...	...	...	...	...	...	...	...	...
17	751	755	762	761	761	759	750	750	753	779	810	803	809	806	799	782	826	825	831	838	839	843	843	844	...
18	850	859	862	864	862	853	840	836	846	858	883	897	905	906	897	883	867	856	865	867	865	870	872	873	868
19	876	875	882	878	878	871	862	854	858	873	902	908	911	912	898	886	867	866	873	873	872	872	871	872	879
20	875	879	880	884	884	879	870	863	859	870	892	905	912	909	899	884	880	872	878	879	879	879	879	880	882
21	882	884	882	883	880	873	870	858	870	878	888	914	918	913	907	898	882	870	874	880	879	876	866	882	888
22	...	...	...	...	...	...	...	...	...	...	...	...	...	...	...	...	...	...	...	...	...	...	...	...	...
23	893	883	915	903	920	894	895	890	920	827	874	867	868	869	846	868	867	803	914	880	874	875	873	876	879
24	862	857	840	895	917	900	863	920	870	847	883	867	884	875	872	870	820	835	890	879	874	881	884	881	874
25	882	883	882	879	876	883	861	858	860	882	898	910	914	912	899	886	859	868	873	840	904	882	881	888	882
26	878	881	909	874	884	904	883	889	863	917	885	882	898	885	889	881	874	868	864	855	880	883	876	872	882
27	849	878	900	907	892	892	873	866	873	883	892	908	917	910	897	879	870	867	869	863	879	876	879	881	883
28	881	885	881	878	886	868	864	861	863	883	903	911	909	899	886	869	866	869	868	871	874	875	876	880	879
29	879	883	883	879	881	880	869	867	869	887	914	921	917	901	893	873	861	866	870	868	870	873	877	876	882
30	874	870	848	881	880	869	863	863	855	872	883	889	891	881	879	874	870	867	863	863	864	867	867	872	871
31	871	873	873	870	869	860	861	861	862	878	880	917	910	900	892	877	871	865	860	863	864	864	861	861	874
MEANS	533	536	539	545	543	537	528	527	529	536	550	559	564	560	552	541	531	525	534	531	533	533	532	536	539

TABLE 179

EARTH-CURRENT POTENTIALS AT WATHEROO MAGNETIC OBSERVATORY

MARCH 1938 EXPRESSED IN TENTHS OF MILLIVOLTS — VALUES POSITIVE EXCEPT AS INDICATED MARCH 1938

(THE TABULAR VALUES ARE AVERAGES FOR SUCCESSIVE PERIODS OF ONE HOUR AS INDICATED 120° EAST MERIDIAN MEAN TIME)

COMPONENT EASTWARD LINE OR LENGTH IN KMS 9.90 DIRECTION TRUE E

DAY	0-1	1-2	2-3	3-4	4-5	5-6	6-7	7-8	8-9	9-10	10-11	11-12	12-13	13-14	14-15	15-16	16-17	17-18	18-19	19-20	20-21	21-22	22-23	23-24	MEAN
1	1400	1407	1407	1413	1377	1373	1405	1463	1447	1404	1395	1425	1397	1425	1355	1403	1413	1415	1407	1412	1430	1420	1423	1413	1410
2	1373	1422	1415	1405	1411	1435	1425	1450	1450	1405	1377	1370	1374	1367	1378	1387	1398	1374	1375	1376	1389	1389	1384	1380	1396
3	1388	1388	1392	1392	1395	1406	1420	1418	1429	1419	1411	1394	1384	1386	1385	1379	1393	1398	1405	1405	1409	1408	1420	1204	1401
4	1408	1395	1386	1401	1408	1407	1418	1428	1421	1413	1409	1398	1381	1383	1397	1402	1412	1408	1415	1402	1403	1409	1406	1402	1405
5	1401	1388	1389	1391	1373	1400	1430	1427	1406	1413	1389	1400	1387	1375	1423	1403	1430	1403	1387	1416	1383	1477	1512	1460	1411
6	1445	1430	1425	1370	1382	1415	1403	1416	1408	1423	1393	1363	1418	1390	1422	1424	1421	1380	1396	1416	1404	1400	1411	1413	1407
7	1412	1407	1384	1420	1403	1392	1410	1423	1433	1438	1431	1423	1407	1411	1403	1401	1392	1408	1417	1427	1433	1407	1390	1441	1413
8	1413	1397	1387	1393	1392	1395	1403	1410	1404	1388	1374	1381	1373	1363	1357	1353	1357	1360	1361	1367	1373	1375	1381	1374	1380
9	1363	1373	1373	1364	1363	1351	1347	1361	1380	1380	1373	1365	1367	1365	1362	1366	1366	1369	1367	1367	1372	1376	1373	1371	1367
10	1376	1374	1372	1372	1363	1358	1356	1371	1374	1387	1379	1360	1356	1353	1373	1371	1373	1371	1363	1362	1361	1372	1373	1379	1369
11	1382	1372	1380	1371	1373	1372	1364	1361	1366	1376	1382	1385	1379	1370	1372	1373	1386	1389	1375	1368	1376	1373	1377	1380	1375
12	1387	1389	1390	1386	1377	1378	1372	1370	1353	1387	1367	1373	1380	1382	1359	1370	1363	1375	1363	1377	1383	1400	1387	1388	1377
13	1371	1379	1379	1383	1383	1381	1383	1376	1394	1385	1380	1383	1369	1380	1384	1387	1388	1388	1379	1384	1380	1377	1376	1378	1381
14	1383	1387	1387	1388	1392	1400	1407	1395	1375	1375	1388	1396	1376	1384	1393	1420	1397	1427	1387	1398	1395	1380	1397	1354	1391
15	1360	1390	1394	1445	1462	1433	1421	1423	1392	1367	1359	1357	1340	1353	1397	1387	1380	1400	1407	1413	1361	1405	1384	1371	1392
16	1376	1383	1393	1384	1396	1406	1416	1413	1413	1387	1376	1359	1356	1363	1382	1396	1402	1404	1401	1402	1394	1395	1387	1390	1391
17	1390	1380	1377	1382	1384	1394	1399	1403	1411	1406	1373	1365	1364	1366	1386	1399	1401	1400	1412	1402	1402	1408	1403	1396	1392
18	1399	1384	1388	1392	1392	1397	1411	1419	1421	1413	1395	1392	1383	1371	1368	1373	1393	1404	1400	1408	1412	1410	1405	1404	1397
19	1400	1399	1385	1397	1395	1404	1409	1414	1430	1414	1403	1388	1382	1378	1385	1401	1411	1407	1416	1417	1413	1410	1409	1408	1403
20	1405	1402	1396	1391	1393	1398	1404	1417	1427	1419	1393	1372	1372	1379	1389	1392	1397	1395	1398	1408	1410	1408	1409	1408	1399
21	1407	1403	1393	1389	1388	1395	1396	1410	1421	1411	1402	1387	1385	1389	1384	1397	1402	1400	1399	1401	1420	1430	1419	1412	1402
22	....	....	....	....	....	....	....	....	....	....	....	....	....	....	....	....	....	....	....	....	....	....	....	....	....
23	1394	1380	1357	1356	1354	1400	1393	1420	1320	1340	1367	1395	1397	1433	1390	1329	1382	1355	1330	1352	1363	1375	1371	1382	1372
24	1383	1369	1402	1392	1360	1383	1414	1368	1440	1454	1428	1363	1405	1405	1400	1375	1373	1335	1385	1344	1347	1365	1372	1375	1385
25	1375	1378	1378	1374	1377	1377	1380	1397	1401	1397	1392	1378	1376	1370	1363	1382	1399	1380	1393	1396	1362	1382	1387	1374	1382
26	1367	1397	1354	1386	1392	1379	1393	1387	1465	1435	1337	1345	1381	1393	1398	1395	1388	1389	1404	1430	1381	1340	1390	1383	1388
27	1391	1386	1383	1386	1387	1394	1378	1392	1385	1398	1353	1363	1369	1387	1387	1384	1383	1387	1385	1379	1376	1383	1384	1386	1383
28	1386	1388	1387	1383	1383	1395	1397	1400	1400	1392	1369	1370	1373	1371	1388	1401	1401	1400	1395	1396	1398	1377	1391	1393	1389
29	1395	1396	1400	1401	1406	1406	1405	1405	1403	1391	1382	1378	1379	1381	1379	1379	1390	1396	1384	1389	1373	1371	1371	1366	1389
30	1374	1378	1417	1399	1389	1393	1397	1385	1320	1352	1351	1360	1366	1375	1371	1377	1385	1382	1384	1382	1381	1380	1374	1377	1377
31	1375	1376	1377	1382	1382	1386	1403	1399	1387	1357	1355	1360	1376	1369	1383	1383	1410	1402	1394	1397	1400	1393	1389	1378	1384
MEANS	1389	1390	1388	1390	1388	1393	1399	1404	1402	1398	1383	1378	1378	1381	1384	1386	1393	1390	1390	1393	1390	1393	1395	1391	1390

TABLE 180

EARTH-CURRENT POTENTIALS AT WATHEROO MAGNETIC OBSERVATORY

APRIL 1938 EXPRESSED IN TENTHS OF MILLIVOLTS — VALUES POSITIVE EXCEPT AS INDICATED APRIL 1938

(THE TABULAR VALUES ARE AVERAGES FOR SUCCESSIVE PERIODS OF ONE HOUR AS INDICATED 120° EAST MERIDIAN MEAN TIME)

COMPONENT NORTHWARD LINE OC LENGTH IN KMS 3.425 DIRECTION TRUE N

DAY	0-1	1-2	2-3	3-4	4-5	5-6	6-7	7-8	8-9	9-10	10-11	11-12	12-13	13-14	14-15	15-16	16-17	17-18	18-19	19-20	20-21	21-22	22-23	23-24	MEAN
1	864	863	869	868	864	863	852	844	850	855	863	880	880	881	872	862	851	850	849	846	842	843	844	847	858
2	851	854	855	860	857	851	838	830	827	841	866	881	893	877	855	841	835	836	836	838	835	833	834	835	848
3	838	838	838	833	830	828	820	802	820	822	860	853	872	859	837	818	809	814	819	823	803	803	809	816	828
4	824	819	820	831	822	815	807	802	792	807	829	856	856	841	822	813	794	792	804	799	798	785	811	808	814
5	797	819	812	807	807	802	791	784	784	797	815	839	838	831	815	804	793	787	792	792	787	791	786	781	802
6	783	782	782	778	780	776	766	755	749	765	776	803	823	812	782	776	754	766	737	754	759	757	758	768	772
7	771	766	766	790	757	742	753	730	730	760	786	808	792	784	770	756	733	737	753	736	727	750	725	740	757
8	754	750	749	748	747	748	741	719	734	750	757	776	780	768	755	744	730	728	727	721	730	729	733	729	744
9	734	732	733	724	729	716	708	705	712	744	751	764	767	759	747	735	730	712	724	715	705	698	747	738	730
10	734	733	732	747	718	717	713	720	710	737	746	767	771	756	730	718	717	717	701	709	710	715	712	724	727
11	732	723	727	723	716	719	714	709	707	719	732	742	749	737	731	733	723	700	716	699	702	740	733	720	723
12	715	742	744	749	745	742	733	737	732	724	736	735	739	735	727	717	723	710	700	694	705	726	723	726	728
13	731	732	725	725	717	709	707	683	690	697	711	727	747	747	732	721	702	691	697	670	732	710	704	717	714
14	...	...	...	...	...	...	...	...	...	...	...	...	...	...	...	...	...	...	...	...	...	...	...	...	...
15	706	711	704	702	693	693	690	687	695	670	682	715	700	704	701	698	691	687	680	669	693	694	693	682	693
16	...	...	...	...	...	...	...	...	...	...	...	...	...	...	...	...	...	...	...	...	...	...	...	...	...
17	696	722	695	714	712	681	673	634	671	673	689	707	714	704	689	683	677	674	675	692	684	690	685	687	688
18	683	700	701	704	684	707	667	640	686	676	682	711	706	701	686	667	677	671	687	675	672	680	687	695	685
19	680	686	707	687	696	680	680	672	671	683	684	708	704	664	625	630	680	609	605	639	629	628	641	663	665
20	624	654	675	678	690	687	689	685	676	685	704	723	724	716	723	716	718	710	697	696	702	695	692	706	694
21	721	703	714	725	742	727	719	700	728	754	756	774	792	772	777	776	759	769	779	781	781	757	712	726	748
22	748	759	757	761	755	775	778	788	783	799	807	827	836	827	823	825	816	814	822	823	814	813	807	854	800
23	844	826	824	837	841	797	819	803	767	777	790	808	813	797	803	794	781	759	773	763	733	784	768	820	805
24	783	830	806	795	802	810	784	784	807	808	823	821	834	830	822	815	804	802	784	808	800	805	811	804	807
25	811	804	811	805	787	787	785	787	809	825	846	864	863	862	849	843	823	824	802	852	835	819	853	843	824
26	818	839	853	871	851	865	841	847	855	851	846	862	876	869	883	868	852	854	859	859	851	849	850	871	856
27	874	868	869	865	862	859	856	849	836	841	868	877	878	862	854	850	837	832	837	839	841	841	843	844	853
28	851	849	846	844	845	845	837	828	834	842	860	868	871	864	864	850	840	835	843	842	838	843	851	848	847
29	852	853	851	849	846	845	840	831	833	843	860	877	883	866	869	861	841	846	849	849	850	851	852	854	852
30	854	853	851	847	846	839	836	819	824	843	857	870	882	877	869	859	852	849	850	847	845	850	849	853	851
MEANS	774	779	779	781	776	772	766	756	761	771	785	802	806	796	786	778	769	763	764	765	764	767	768	775	775

TABLE 181

EARTH-CURRENT POTENTIALS AT WATHEROO MAGNETIC OBSERVATORY

APRIL 1938

EXPRESSED IN TENTHS OF MILLIVOLTS — VALUES POSITIVE EXCEPT AS INDICATED

(THE TABULAR VALUES ARE AVERAGES FOR SUCCESSIVE PERIODS OF ONE HOUR AS INDICATED 120° EAST MERIDIAN MEAN TIME)

COMPONENT EASTWARD LINE OR LENGTH IN KMS 9.90 DIRECTION TRUE E

DAY	0-1	1-2	2-3	3-4	4-5	5-6	6-7	7-8	8-9	9-10	10-11	11-12	12-13	13-14	14-15	15-16	16-17	17-18	18-19	19-20	20-21	21-22	22-23	23-24	MEAN
1	1378	1370	1374	[illegible]	[illegible]	[illegible]	[illegible]	1394	1381	1377	1374	1370	1364	1363	1372	1376	1386	1383	1395	1391	1398	1392	1392	1386	1382
2	[illegible]	1390	[illegible]	[illegible]	[illegible]	1411	1397	1397	1398	1392	1389	1376	1386	1384	1388	1387	1392	1398	1403	1413	1407	1406	1403	1397	1394
3	[illegible]	[illegible]	[illegible]	[illegible]	[illegible]	[illegible]	1404	1401	1401	1414	1392	1387	1383	1377	1390	1399	1410	1412	1418	1441	1453	1418	1424	1406	1404
4	1402	1416	[illegible]	1387	1402	[illegible]	1404	1412	1421	1430	1422	1417	1409	1389	1397	1411	1423	1445	1439	1421	1434	1416	1425	1423	1415
5	[illegible]	[illegible]	[illegible]	[illegible]	[illegible]	[illegible]	1424	1427	1426	1423	1423	1424	1430	1432	1426	1418	1417	1416	1418	1434	1429	1434	1427	1416	1422
6	[illegible]	[illegible]	[illegible]	[illegible]	[illegible]	1400	1404	1403	1406	1412	1414	1408	1384	1386	1395	1392	1437	1425	1358	1376	1385	1403	1398	1399	1400
7	[illegible]	[illegible]	[illegible]	[illegible]	[illegible]	[illegible]	[illegible]	1374	1367	1405	1389	1383	1374	1348	1385	1369	1376	1363	1362	1390	1397	1305	1285	1336	1370
8	[illegible]	[illegible]	[illegible]	[illegible]	[illegible]	[illegible]	[illegible]	[illegible]	[illegible]	1355	1356	1365	1353	1343	1340	1343	1345	1363	1353	1364	1350	1373	1375	1370	1352
9	1374	[illegible]	[illegible]	[illegible]	[illegible]	[illegible]	[illegible]	[illegible]	1353	1358	1366	1364	1366	1370	1378	1370	1373	1384	1366	1386	1352	1400	1384	1374	1370
10	[illegible]	[illegible]	[illegible]	[illegible]	[illegible]	[illegible]	[illegible]	1375	1362	1367	1366	1364	1372	1378	1391	1383	1386	1390	1400	1394	1393	1387	1376	1384	1380
11	[illegible]	[illegible]	[illegible]	[illegible]	[illegible]	[illegible]	[illegible]	[illegible]	[illegible]	1374	1387	1387	1384	1390	1399	1398	1394	1393	1382	1397	1388	1398	1400	1403	1391
12	1422	[illegible]	[illegible]	1417	1412	[illegible]	[illegible]	1375	1365	1369	1388	1383	1387	1369	1390	1368	1388	1392	1394	1387	1382	1387	1382	1377	1389
13	[illegible]	[illegible]	[illegible]	1377	1374	[illegible]	[illegible]	[illegible]	1373	1385	1372	1383	1367	1378	1382	1377	1352	1385	1380	1310	1350	1395	1395	1367	1374
14	....	....	....	....	....	....	....	....	....	....	....	....	....	....	....	....	....	....	....	....	....	....	....	....	....
15	1387	[illegible]	[illegible]	1364	1392	1403	[illegible]	1397	[illegible]	1313	1324	1330	1360	1358	1369	1371	1389	1400	1402	1391	1403	1391	1385	1353	1364
16	....	....	....	....	....	....	....	....	....	....	....	....	....	....	....	....	....	....	....	....	....	....	....	....	....
17	1393	[illegible]	1354	1355	1364	1387	1367	1371	1368	1368	[illegible]	1361	1340	1351	1358	1367	1343	1375	1360	1377	1391	1374	1369	1376	1366
18	1365	1375	1379	1365	1371	1380	1395	1390	1413	1403	1339	1351	1359	1363	1411	1368	1365	1374	1372	1387	1391	1389	1402	1370	1378
19	1384	[illegible]	1372	[illegible]	1384	1403	1407	[illegible]	1428	1415	1409	1387	1390	1395	1330	1349	1355	1350	1351	1343	1356	1348	1354	1355	1376
20	1337	1356	1350	1350	1348	1357	1363	1377	1367	1352	1354	1356	1359	1345	1352	1355	1356	1362	1357	1354	1361	1362	1345	1373	1356
21	1363	1361	1355	1357	1355	1350	[illegible]	1355	1364	1374	1384	1368	1356	1377	1362	1362	1377	1349	1362	1364	1371	1381	1377	1373	1364
22	1366	1367	1354	1333	1372	1369	1376	1370	1384	[illegible]	1383	1374	1374	1382	1377	1372	1372	1382	1373	1370	1386	1376	1373	1379	1373
23	1370	1367	1374	1367	1403	1387	1387	1376	1367	1368	1371	1366	1372	1388	1380	1414	1425	1412	1410	1415	1405	1406	1375	1383	1387
24	1360	1345	1387	1335	1377	1388	1380	1371	1387	1380	1386	1376	1352	1376	1367	1359	1378	1380	1378	1359	1371	1375	1370	1378	1372
25	1369	1377	1371	1373	1367	1369	1376	1373	1374	1363	1391	1407	1375	1389	1367	1377	1394	1397	1387	1354	1387	1377	1370	1373	1377
26	1392	1402	1383	1383	1400	1378	1392	1377	1385	1387	1323	1325	1355	1397	1415	1416	1404	1399	1394	1382	1409	1394	1382	1410	1387
27	1388	1397	1395	1396	1398	1396	1397	1408	1380	1363	1354	1347	1346	1376	1366	1360	1365	1369	1367	1367	1364	1362	1364	1358	1374
28	1366	1379	1380	1372	1372	1372	1371	1372	1376	1376	1377	1370	1360	1373	1382	1373	1373	1385	1379	1375	1378	1373	1366	1366	1373
29	1368	1369	1371	1375	1377	1374	1376	1378	1379	1376	1375	1364	1372	1385	1376	1366	1370	1378	1381	1384	1382	1383	1375	1378	1375
30	1372	1370	1370	1371	1373	1373	1373	1373	1381	1379	1377	1372	1371	1379	1380	1370	1379	1385	1390	1393	1391	1391	1385	1392	1379
MEANS	1380	1381	1378	1373	1386	1384	1384	[illegible]	1381	1381	1376	1374	1371	1376	1380	1378	1383	1387	1383	1383	1388	1386	1381	1380	1381

TABLE 182

EARTH-CURRENT POTENTIALS AT WATHEROO MAGNETIC OBSERVATORY

MAY 1938

EXPRESSED IN TENTHS OF MILLIVOLTS — VALUES POSITIVE EXCEPT AS INDICATED

MAY 1938

(THE TABULAR VALUES ARE AVERAGES FOR SUCCESSIVE PERIODS OF ONE HOUR AS INDICATED 120° EAST MERIDIAN MEAN TIME)

COMPONENT NORTHWARD LINE OQ LENGTH IN KMS 3.425 DIRECTION TRUE N

DAY	0-1	1-2	2-3	3-4	4-5	5-6	6-7	7-8	8-9	9-10	10-11	11-12	12-13	13-14	14-15	15-16	16-17	17-18	18-19	19-20	20-21	21-22	22-23	23-24	MEAN
1	855	865	862	857	857	857	857	849	848	854	863	876	887	883	873	870	857	854	855	853	858	857	860	863	861
2	870	870	873	868	869	869	865	855	839	850	875	897	900	901	892	877	863	867	866	870	857	862	876	887	872
3	880	882	881	876	878	873	873	863	853	866	870	892	894	892	866	866	857	840	848	837	854	857	857	852	867
4	853	844	867	873	878	862	877	842	863	868	872	873	870	863	870	852	840	841	846	853	849	843	830	810	856
5	887	867	862	875	859	861	848	829	815	840	850	872	867	864	857	841	831	832	834	835	837	834	835	816	848
6	810	835	853	843	843	839	840	835	829	839	855	865	867	872	860	849	836	833	837	837	833	838	825	833	842
7	851	842	837	837	841	841	837	828	821	828	857	883	882	859	862	862	849	843	847	852	855	853	858	870	850
8	840	860	860	861	856	841	843	827	824	843	870	892	887	870	860	852	845	843	843	844	847	831	799	799	847
9	789	769	779	780	798	814	805	809	818	836	863	869	875	872	862	857	852	843	846	847	847	845	838	829	831
10	833	829	833	815	800	807	798	803	830	855	878	879	895	890	888	878	861	860	864	863	863	867	873	867	851
11	870	864	867	860	863	861	859	852	823	845	871	856	870	870	869	858	846	839	828	839	832	830	835	833	852
12	...	...	...	...	...	...	...	...	...	...	...	...	...	...	...	...	...	...	...	...	...	...	...	...	...
13	811	843	854	856	829	825	833	813	810	802	813	837	848	852	846	831	820	765	760	747	742	732	737	739	...
14	745	748	746	747	740	732	717	715	748	780	805	823	817	821	815	813	789	779	780	692	807	780	775	811	772
15	808	797	794	790	778	812	807	720	755	753	780	810	799	795	797	782	767	764	770	771	763	753	771	781	780
16	813	760	779	767	771	771	772	740	739	762	766	785	767	765	773	758	730	753	748	732	731	726	740	742	758
17	763	756	767	756	739	740	742	754	744	725	740	741	735	743	733	732	718	702	728	723	718	713	810	817	...
18	827	819	814	825	828	813	816	816	804	803	796	818	822	817	824	813	806	803	805	817	813	817	813	813	814
19	816	813	815	814	818	816	818	816	804	798	808	815	813	823	824	816	806	797	807	805	807	804	800	812	811
20	813	813	812	820	799	805	806	804	800	799	810	820	818	814	808	810	802	800	799	806	801	806	805	804	807
21	803	804	803	802	797	798	800	790	796	813	819	823	819	827	814	809	810	810	808	803	797	795	804	797	806
22	806	795	797	790	792	789	788	793	784	783	792	798	805	798	813	807	802	783	789	797	796	788	797	790	795
23	793	802	797	805	800	800	805	792	791	792	801	805	811	822	808	807	791	792	797	789	797	795	792	798	799
24	795	789	791	791	789	765	739	735	722	740	778	793	793	800	809	799	778	761	772	772	767	760	758	774	774
25	762	758	770	772	746	775	765	760	730	731	758	777	772	779	783	764	753	754	758	755	760	762	763	758	761
26	763	766	762	759	759	759	756	756	746	749	760	772	775	777	765	772	751	753	758	757	760	752	756	765	760
27	768	765	760	762	759	754	760	752	744	749	756	777	781	787	782	767	757	758	757	762	757	769	767	768	763
28	772	762	763	767	768	762	761	758	748	758	763	777	790	800	791	778	756	755	759	768	759	763	766	771	767
29	772	774	773	772	763	759	773	760	758	758	781	782	777	788	788	776	768	772	758	753	733	741	761	767	767
30	...	...	...	...	...	...	...	...	...	...	...	...	...	...	...	...	...	...	...	...	...	...	...	...	...
31	678	677	682	666	676	658	657	647	654	660	646	656	653	650	649	652	644	634	639	645	642	646	647	651	654
MEANS	810	806	809	807	805	803	802	791	788	798	813	825	826	826	822	814	802	799	801	798	801	799	800	802	806

TABLE 183

EARTH-CURRENT POTENTIALS AT WATHEROO MAGNETIC OBSERVATORY

MAY 1938 — EXPRESSED IN TENTHS OF MILLIVOLTS — VALUES POSITIVE EXCEPT AS INDICATED — MAY 1938

(THE TABULAR VALUES ARE AVERAGES FOR SUCCESSIVE PERIODS OF ONE HOUR AS INDICATED 120° EAST MERIDIAN MEAN TIME)

COMPONENT EASTWARD LINE OR LENGTH IN KMS 9.90 DIRECTION TRUE E

DAY	0-1	1-2	2-3	3-4	4-5	5-6	6-7	7-8	8-9	9-10	10-11	11-12	12-13	13-14	14-15	15-16	16-17	17-18	18-19	19-20	20-21	21-22	22-23	23-24	MEAN
1	1375	1370	1377	1377	1381	1382	1376	1376	1378	1377	1380	1381	1381	1398	1391	1378	1393	1392	1397	1398	1397	1395	1389	1386	1385
2	1382	1379	1391	1394	1397	1396	1396	1401	1405	1414	1408	1410	1373	1383	1392	1385	1402	1407	1420	1429	1418	1396	1417	1399	1399
3	1395	1394	1383	1387	1395	1400	1399	1392	1390	1380	1355	1346	1384	1371	1379	1355	1369	1391	1398	1385	1369	1368	1368	1377	1380
4	1365	1366	1369	1366	1371	1369	1347	1375	1365	1381	1384	1378	1396	1360	1368	1370	1339	1351	1344	1352	1373	1398	1416	1390	1370
5	1327	1365	1365	1360	1336	1386	1345	1347	1359	1388	1397	1375	1363	1366	1357	1356	1349	1356	1364	1363	1373	1377	1383	1391	1364
6	1395	1377	1345	1360	1377	1359	1370	1359	1358	1375	1392	1386	1382	1378	1360	1349	1346	1363	1355	1376	1362	1383	1403	1385	1371
7	1370	1371	1370	1372	1369	1365	1365	1372	1383	1398	1387	1377	1377	1379	1371	1374	1372	1364	1373	1378	1377	1382	1380	1357	1374
8	1404	1392	1385	1380	1378	1371	1370	1377	1387	1391	1384	1379	1375	1398	1383	1381	1379	1385	1387	1390	1394	1399	1374	1389	1385
9	1387	1390	1392	1387	1390	1378	1379	1384	1388	1393	1402	1391	1390	1399	1395	1390	1386	1390	1391	1389	1390	1395	1391	1388	1390
10	1392	1390	1390	1391	1389	1390	1401	1393	1389	1400	1387	1391	1395	1436	1405	1383	1400	1399	1402	1396	1408	1402	1397	1402	1397
11	1397	1403	1393	1400	1399	1400	1399	1403	1378	1372	1370	1362	1355	1377	1362	1367	1373	1378	1374	1370	1370	1362	1357	1320	1377
12	....	....	....	....	....	....	....	....	....	....	....	....	....	....	....	....	....	....	....	....	....	....	....	....	....
13	1367	1357	1355	1343	1339	1341	1364	1373	1344	1368	1370	1383	1369	1367	1362	1352	1354	1362	1366	1370	1363	1352	1359	1354	1360
14	1351	1348	1352	1353	1352	1352	1358	1378	1380	1406	1383	1354	1353	1396	1377	1356	1379	1355	1430	1470	1415	1387	1400	1337	1396
15	1346	1352	1356	1343	1370	1340	1358	1415	1470	1420	1408	1390	1435	1310	1353	1363	1372	1379	1380	1390	1407	1400	1375	1365	1377
16	1346	1377	1381	1379	1369	1372	1371	1388	1386	1388	1381	1384	1383	1375	1363	1366	1355	1370	1385	1385	1375	1360	1373	1379	1375
17	1363	1361	1355	1340	1374	1377	1377	1379	1400	1385	1350	1360	1340	1369	1400	1340	1343	1352	1365	1363	1373	1367	1373	1363	1365
18	1340	1362	1358	1350	1371	1370	1370	1358	1364	1346	1350	1350	1360	1351	1348	1355	1344	1356	1354	1362	1357	1356	1362	1362	1356
19	1361	1358	1357	1353	1358	1355	1355	1349	1355	1367	1366	1364	1364	1366	1367	1358	1361	1363	1371	1375	1371	1372	1370	1357	1362
20	1352	1361	1359	1355	1360	1361	1361	1360	1370	1375	1378	1368	1359	1358	1358	1356	1357	1356	1362	1365	1373	1374	1374	1374	1364
21	1370	1367	1357	1363	1362	1360	1366	1359	1378	1391	1393	1400	1385	1378	1386	1377	1371	1390	1386	1392	1386	1393	1400	1400	1380
22	1392	1384	1377	1379	1370	1370	1371	1363	1367	1377	1390	1391	1391	1384	1377	1372	1377	1377	1386	1383	1389	1388	1389	1390	1381
23	1385	1377	1378	1374	1376	1377	1373	1370	1380	1331	1390	1386	1383	1374	1378	1376	1369	1370	1384	1387	1387	1383	1382	1385	1380
24	1385	1387	1388	1385	1382	1379	1370	1360	1365	1382	1394	1387	1383	1385	1386	1380	1392	1390	1377	1372	1378	1387	1392	1375	1382
25	1365	1413	1397	1377	1376	1383	1363	1350	1347	1362	1365	1337	1387	1350	1363	1378	1382	1383	1375	1364	1363	1363	1364	1367	1369
26	1367	1366	1360	1366	1363	1362	1367	1360	1360	1364	1366	1370	1381	1392	1390	1373	1373	1368	1368	1367	1372	1363	1365	1366	1369
27	1364	1370	1369	1370	1373	1369	1365	1362	1364	1366	1388	1404	1402	1397	1403	1399	1380	1387	1384	1385	1393	1378	1383	1380	1380
28	1383	1373	1379	1384	1381	1361	1378	1372	1376	1377	1388	1375	1364	1383	1415	1430	1360	1383	1379	1393	1382	1382	1370	1385	1382
29	1377	1376	1375	1375	1389	1387	1376	1373	1381	1391	1383	1385	1395	1410	1415	1417	1419	1397	1432	1438	1398	1420	1360	1390	1394
30	....	....	....	....	....	....	....	....	....	....	....	....	....	....	....	....	....	....	....	....	....	....	....	....	....
31	1375	1370	1362	1361	1364	1384	1378	1358	1391	1383	1348	1341	1341	1357	1358	1378	1355	1353	1365	1368	1371	1372	1362	1358	1367
MEANS	1372	1374	1375	1370	1373	1373	1371	1374	1376	1383	1381	1376	1377	1378	1378	1376	1371	1375	1381	1385	1382	1381	1380	1375	1376

TABLE 184

EARTH-CURRENT POTENTIALS AT WATHEROO MAGNETIC OBSERVATORY

JUNE 1938 EXPRESSED IN TENTHS OF MILLIVOLTS — VALUES POSITIVE EXCEPT AS INDICATED JUNE 1938

(THE TABULAR VALUES ARE AVERAGES FOR SUCCESSIVE PERIODS OF ONE HOUR AS INDICATED 120° EAST MERIDIAN MEAN TIME)

COMPONENT NORTHWARD LINE OQ LENGTH IN KMS 3.425 DIRECTION TRUE N

DAY	0-1	1-2	2-3	3-4	4-5	5-6	6-7	7-8	8-9	9-10	10-11	11-12	12-13	13-14	14-15	15-16	16-17	17-18	18-19	19-20	20-21	21-22	22-23	23-24	MEAN
1	652	658	664	639	647	651	649	645	632	629	631	644	653	661	654	647	636	635	640	641	636	638	647	645	645
2	649	650	646	642	645	642	644	640	631	626	637	638	653	648	645	641	629	630	631	629	630	630	634	622	638
3	609	643	648	650	662	643	632	626	632	609	621	629	641	641	652	640	629	630	629	628	625	628	632	635	634
4	634	635	632	634	633	635	637	643	617	617	634	643	632	639	638	632	623	623	625	627	627	627	630	631	631
5	633	639	636	637	637	634	637	627	619	630	643	644	637	640	633	626	617	620	619	627	619	603	573	578	625
6	575	590	602	604	595	571	578	575	513	526	535	547	544	549	549	538	521	520	515	523	523	521	522	528	...
7	518	522	519	521	520	514	521	523	512	515	544	532	530	539	530	514	509	509	512	505	511	512	511	515	519
8	514	517	513	511	508	508	525	498	471	474	503	517	523	532	488	502	487	488	495	504	489	489	492	489	502
9	504	496	504	525	487	470	495	483	480	479	500	508	501	509	492	485	486	483	487	487	487	493	497	491	493
10	498	495	492	491	489	485	486	489	473	472	481	497	496	497	491	481	476	473	472	478	481	481	450	475	483
11	483	482	485	482	484	500	413	441	477	480	495	485	493	486	477	480	472	473	470	457	488	482	477	476	477
12	...	...	...	...	...	...	...	...	...	...	...	...	...	...	...	...	...	...	...	...	...	...	...	...	...
13	454	449	439	480	455	445	440	433	443	443	445	474	463	449	473	475	475	480	477	469	484	493	487	460	462
14	480	433	428	425	423	419	412	402	445	472	509	523	527	530	534	529	523	502	479	471	465	469	475	482	...
15	482	488	487	487	481	480	477	485	481	487	492	503	505	519	528	535	575	575	580	583	582	584	585	585	...
16	587	595	592	583	570	580	590	592	579	584	592	609	613	620	627	615	608	611	608	611	611	613	602	609	600
17	635	637	633	638	627	633	641	630	618	619	629	634	635	643	643	643	639	642	641	641	639	640	644	647	636
18	648	631	633	635	641	643	639	633	633	632	647	660	654	659	617	606	610	606	604	619	628	633	638	643	...
19	647	649	650	652	651	653	656	648	645	647	654	664	662	661	662	657	654	657	659	665	665	668	670	669	657
20	669	670	671	673	672	669	670	670	660	662	669	674	680	684	688	681	676	678	681	684	682	683	686	690	676
21	689	684	679	680	683	681	681	673	681	674	693	699	694	701	696	690	650	629	627	617	612	618	640	640	...
22	631	622	592	594	598	632	634	639	648	666	676	689	687	695	700	698	687	684	684	685	687	692	690	697	...
23	...	...	...	...	...	...	...	...	...	...	...	...	...	...	...	...	...	...	...	...	...	...	...	...	...
24	664	663	636	622	611	594	594	593	601	647	676	687	701	714	700	665	659	669	674	671	661	666	667	668	...
25	672	670	668	674	661	664	668	662	656	669	686	704	708	714	715	691	679	681	680	681	678	673	675	676	...
26	661	646	619	595	611	621	623	613	617	654	674	692	701	709	722	714	705	699	702	701	704	704	706	703	...
27	717	713	708	704	701	697	692	687	683	691	702	717	727	725	729	716	711	712	716	719	717	715	717	718	...
28	719	715	716	713	711	710	705	707	680	677	687	739	740	753	750	733	717	717	722	724	723	723	722	722	...
29	722	726	723	723	713	720	715	705	684	683	665	692	716	727	726	709	697	697	700	703	706	705	700	706	...
30	706	709	728	686	723	705	708	700	692	687	700	718	734	719	748	742	732	726	730	718	717	728	735	739	...
MEANS	596	599	597	593	594	593	591	587	580	580	591	600	603	606	603	597	590	591	592	593	594	594	591	592	594

TABLE 185

EARTH-CURRENT POTENTIALS AT WATHEROO MAGNETIC OBSERVATORY

JUNE 1938 EXPRESSED IN TENTHS OF MILLIVOLTS — VALUES POSITIVE EXCEPT AS INDICATED JUNE 1938

(THE TABULAR VALUES ARE AVERAGES FOR SUCCESSIVE PERIODS OF ONE HOUR AS INDICATED 120° EAST MERIDIAN MEAN TIME)

COMPONENT EASTWARD LINE OR LENGTH IN KMS 9.90 DIRECTION TRUE E

DAY	0-1	1-2	2-3	3-4	4-5	5-6	6-7	7-8	8-9	9-10	10-11	11-12	12-13	13-14	14-15	15-16	16-17	17-18	18-19	19-20	20-21	21-22	22-23	23-24	MEAN
1	1359	1353	1335	1361	1363	1364	1360	1360	1353	1351	1348	1342	1341	1350	1347	1367	1348	1342	1353	1362	1368	1367	1360	1358	1355
2	1349	1345	1337	1346	1351	1346	1349	1340	1347	1353	1360	1349	1341	1353	1363	1350	1351	1354	1367	1372	1370	1370	1367	1373	1354
3	1363	1352	1354	1346	1324	1368	1368	1373	1347	1364	1365	1366	1370	1361	1350	1362	1360	1359	1361	1361	1368	1367	1370	1369	1360
4	1363	1363	1362	1361	1361	1366	1357	1350	1357	1361	1372	1357	1355	1353	1357	1363	1364	1373	1367	1365	1369	1373	1372	1371	1363
5	1375	1375	1367	1367	1362	1359	1360	1367	1372	1395	1394	1366	1377	1368	1380	1367	1365	1378	1366	1372	1389	1384	1380	1375	1373
6	1383	1373	1380	1372	1372	1368	1368	1368	1374	1378	1385	1380	1385	1387	1399	1391	1386	1384	1383	1380	1385	1386	1404	1397	1382
7	1391	1391	1389	1392	1380	1383	1382	1373	1387	1398	1396	1387	1377	1377	1383	1385	1382	1386	1388	1390	1386	1386	1389	1390	1386
8	1389	1391	1380	1387	1383	1385	1356	1368	1394	1358	1350	1364	1398	1335	1386	1341	1335	1340	1350	1363	1365	1361	1330	1363	1368
9	1348	1359	1370	1340	1376	1372	1391	1366	1372	1359	1355	1355	1353	1336	1365	1362	1377	1376	1374	1366	1367	1367	1358	1362	1364
10	1359	1364	1365	1367	1370	1369	1363	1361	1351	1341	1349	1354	1362	1352	1340	1358	1362	1420	1367	1374	1361	1352	1359	1342	1361
11	1346	1348	1334	1346	1334	1325	1348	1332	1349	1345	1360	1363	1359	1385	1366	1353	1363	1365	1363	1361	1340	1355	1372	1350	1353
12	1328	1362	1354	1356	1343	1361	1349	1359	1332	1360	1358	1358	1371	1372	1358	1372	1370	1387	1361	1320	1342	1334	1338	1342	1354
13	1339	1320	1338	1350	1390	1355	1365	1332	1357	1348	1361	1389	1347	1350	1338	1328	1400	1372	1350	1343	1362	1364	1358	1330	1349
14	1335	1350	1350	1351	1350	1346	1355	1346	1332	1364	1382	1379	1392	1397	1390	1382	1376	1372	1377	1383	1382	1383	1380	1378	1368
15	1374	1373	1371	1370	1379	1373	1370	1361	1381	1355	1347	1342	1351	1348	1340	1331	1335	1340	1345	1349	1352	1351	1347	1346	1355
16	1341	1336	1340	1335	1342	1342	1338	1339	1346	1354	1346	1342	1342	1341	1338	1343	1360	1349	1352	1352	1358	1355	1372	1352	1346
17	1336	1334	1337	1343	1345	1343	1330	1339	1344	1353	1341	1339	1354	1355	1360	1359	1349	1348	1353	1357	1361	1360	1362	1358	1348
18	1353	1351	1354	1350	1350	1350	1351	1352	1359	1366	1354	1350	1353	1339	1358	1347	1362	1341	1349	1352	1359	1361	1361	1361	1353
19	1359	1353	1355	1349	1347	1350	1350	1346	1363	1362	1362	1352	1352	1354	1353	1347	1353	1354	1364	1366	1365	1371	1368	1359	1356
20	1365	1374	1365	1367	1367	1360	1358	1360	1357	1375	1366	1363	1369	1369	1367	1365	1365	1369	1376	1374	1376	1376	1379	1382	1368
21	1375	1372	1368	1367	1360	1364	1359	1364	1363	1382	1390	1353	1359	1360	1359	1350	1339	1349	1355	1363	1337	1342	1336	1339	1358
22	1341	1335	1330	1322	1328	1330	1330	1326	1330	1347	1357	1356	1359	1372	1366	1350	1353	1355	1348	1346	1361	1353	1356	1354	1346
23	....	....	....	....	....	....	....	....	....	....	....	....	....	....	....	....	....	....	....	....	....	....	....	....	....
24	1337	1338	1337	1339	1332	1325	1319	1322	1335	1339	1339	1343	1344	1341	1339	1336	1329	1331	1341	1338	1335	1340	1340	1340	1335
25	1335	1341	1341	1337	1347	1347	1342	1333	1347	1334	1348	1350	1352	1357	1357	1349	1349	1349	1352	1354	1359	1368	1337	1342	1348
26	1346	1350	1347	1346	1342	1344	1342	1343	1345	1356	1358	1353	1361	1373	1367	1362	1356	1362	1372	1372	1373	1362	1366	1357	1356
27	1358	1355	1358	1355	1357	1364	1362	1361	1369	1369	1375	1365	1383	1377	1371	1374	1373	1375	1381	1376	1377	1373	1369	1367	1368
28	1366	1364	1362	1368	1372	1374	1368	1363	1343	1342	1354	1387	1382	1372	1366	1373	1371	1377	1386	1387	1384	1383	1378	1371	1370
29	1367	1369	1371	1362	1385	1384	1381	1380	1373	1378	1327	1368	1350	1331	1355	1360	1342	1347	1357	1369	1377	1380	1374	1378	1364
30	1376	1376	1329	1368	1367	1360	1365	1353	1358	1354	1357	1371	1351	1373	1358	1372	1382	1373	1378	1388	1393	1385	1377	1374	1368
MEANS	1357	1358	1355	1351	1358	1358	1356	1353	1356	1361	1361	1359	1362	1361	1361	1359	1361	1363	1362	1364	1366	1366	1365	1361	1360

TABLE 186

EARTH-CURRENT POTENTIALS AT WATHEROO MAGNETIC OBSERVATORY

JULY 1938 EXPRESSED IN TENTHS OF MILLIVOLTS — VALUES POSITIVE EXCEPT AS INDICATED JULY 1938

(THE TABULAR VALUES ARE AVERAGES FOR SUCCESSIVE PERIODS OF ONE HOUR AS INDICATED 120° EAST MERIDIAN MEAN TIME)

COMPONENT NORTHWARD LINE OQ LENGTH IN KMS 3.425 DIRECTION TRUE N

DAY	0-1	1-2	2-3	3-4	4-5	5-6	6-7	7-8	8-9	9-10	10-11	11-12	12-13	13-14	14-15	15-16	16-17	17-18	18-19	19-20	20-21	21-22	22-23	23-24	MEAN
1	740	742	741	739	735	729	722	725	708	722	741	762	762	744	758	749	741	730	730	721	707	728	728	734	735
2	747	730	714	724	741	746	717	740	671	680	676	692	698	708	705	676	697	679	680	689	687	697	692	692	...
3	693	690	692	698	699	692	697	690	672	677	683	704	705	704	700	697	691	681	688	681	672	675	677	673	689
4	675	670	679	674	669	663	669	658	652	663	678	680	682	679	677	663	639	580	569	540	533	504	553	562	...
5	549	548	570	533	552	557	545	537	551	577	599	613	622	610	632	613	610	603	598	592	590	572	620	599	...
6	608	588	579	563	552	550	561	560	566	579	599	603	600	608	612	613	590	612	608	607	597	607	619	621	592
7	623	625	622	613	611	615	607	592	587	583	597	612	632	621	634	617	610	602	607	611	610	609	619	617	612
8	614	611	609	607	602	600	599	593	588	591	600	621	638	637	628	618	597	591	592	600	593	583	590	592	604
9	600	600	600	594	598	592	590	584	574	580	583	590	608	609	619	608	583	587	588	584	587	585	586	589	592
10	588	590	592	596	581	580	593	618	560	558	577	601	609	610	592	599	580	561	574	580	573	559	583	582	585
11	580	560	545	589	559	571	560	549	547	520	628	646	651	643	651	652	637	633	634	635	636	636	639	640	...
12	640	640	638	635	633	632	632	628	615	629	638	648	656	650	643	630	630	625	626	625	628	628	631	637	634
13	634	634	634	632	607	588	590	586	580	587	595	620	621	627	637	630	613	607	608	607	607	603	603	605	...
14	603	602	599	597	599	592	616	580	556	548	614	599	584	610	620	602	587	580	581	582	573	584	586	586	591
15	591	582	601	597	582	587	590	580	564	586	588	594	601	609	604	603	548	550	531	556	475	489	543	498	...
16	543	590	460	535	549	596	553	460	481	490	499	547	555	537	558	571	563	538	597	552	547	549	550	540	...
17	548	559	570	563	559	558	560	546	549	568	571	592	600	624	600	598	583	548	522	550	557	559	552	552	...
18	540	540	529	544	538	539	518	530	536	559	577	598	622	610	608	603	593	599	602	592	587	580	583	578	...
19	573	570	565	550	531	532	551	550	552	550	560	584	620	608	620	613	602	597	586	583	560	551	532	540	...
20	539	547	562	573	555	537	542	547	551	562	580	596	617	619	610	610	572	591	566	568	562	530	510	499	...
21	502	493	497	531	544	532	528	488	523	568	583	608	611	613	632	609	598	592	607	608	607	601	559	629	...
22	580	541	540	569	561	567	560	551	570	587	597	625	630	647	640	633	620	620	620	613	583	555	548	542	...
23	539	530	531	533	542	551	560	557	568	603	613	634	647	640	638	630	625	619	629	625	625	620	621	621	...
24	610	620	620	611	610	607	611	599	590	599	607	627	639	640	642	630	619	618	619	618	613	612	613	610	616
25	605	608	610	603	597	584	582	578	549	510	530	548	551	569	570	576	569	567	571	565	560	543	518	519	...
26	517	513	519	515	510	509	510	511	503	530	541	560	568	576	590	575	573	566	563	560	541	540	535	530	540
27	530	541	547	542	560	563	570	562	561	567	567	570	583	587	598	590	580	562	568	569	561	560	561	560	565
28	559	560	558	550	550	549	538	536	519	519	518	533	551	560	562	551	540	528	530	530	521	527	525	520	539
29	...	...	...	...	...	...	...	...	...	...	...	...	...	...	...	...	...	537	528	532	519	513	514	520	...
30	518	520	527	520	519	510	525	492	485	493	510	503	532	520	575	485	500	505	484	486	475	476	482	481	...
31	491	490	489	481	502	468	491	481	460	468	479	491	493	498	494	490	479	466	462	467	465	462	460	453	478
MEANS	601	601	600	596	596	591	596	590	576	582	596	609	616	618	621	612	600	593	595	595	589	590	594	593	598

TABLE 187

EARTH-CURRENT POTENTIALS AT WATHEROO MAGNETIC OBSERVATORY

JULY 1938 — EXPRESSED IN TENTHS OF MILLIVOLTS — VALUES POSITIVE EXCEPT AS INDICATED — JULY 1938

(THE TABULAR VALUES ARE AVERAGES FOR SUCCESSIVE PERIODS OF ONE HOUR AS INDICATED 120° EAST MERIDIAN MEAN TIME)

COMPONENT EASTWARD LINE OR LENGTH IN KMS 9.90 DIRECTION TRUE E

DAY	0-1	1-2	2-3	3-4	4-5	5-6	6-7	7-8	8-9	9-10	10-11	11-12	12-13	13-14	14-15	15-16	16-17	17-18	18-19	19-20	20-21	21-22	22-23	23-24	MEAN
1	1372	1362	1360	1362	1363	1363	1359	1368	1380	1378	1362	1368	1393	1369	1355	1372	1428	1404	1393	1391	1365	1332	1347	1322	1370
2	1328	1327	1342	1338	1351	1335	1367	1324	1338	1346	1349	1349	1370	1363	1341	1331	1339	1359	1362	1370	1384	1371	1382	1366	1351
3	1363	1363	1363	1364	1361	1357	1359	1350	1356	1372	1378	1374	1380	1382	1363	1366	1370	1359	1368	1366	1364	1369	1373	1370	1366
4	1370	1369	1363	1360	1348	1332	1339	1336	1369	1370	1402	1380	1373	1380	1370	1374	1368	1369	1374	1378	1402	1400	1321	1332	1366
5	1312	1320	1313	1319	1340	1277	1334	1300	1320	1342	1328	1328	1327	1370	1348	1351	1340	1336	1338	1320	1360	1398	1339	1337	1333
6	1319	1319	1310	1320	1311	1307	1311	1288	1303	1313	1322	1354	1361	1330	1340	1366	1340	1321	1323	1332	1340	1342	1323	1329	1326
7	1331	1330	1331	1332	1332	1328	1323	1320	1324	1327	1341	1340	1336	1345	1327	1341	1333	1340	1341	1340	1350	1343	1340	1342	1335
8	1343	1350	1348	1343	1342	1342	1347	1340	1341	1351	1357	1350	1353	1350	1358	1360	1333	1341	1343	1350	1360	1360	1342	1346	1348
9	1348	1350	1342	1340	1338	1339	1332	1329	1328	1339	1337	1339	1340	1341	1339	1329	1340	1343	1351	1352	1352	1350	1349	1349	1342
10	1341	1351	1351	1333	1321	1343	1340	1320	1363	1380	1368	1370	1395	1352	1370	1357	1362	1357	1351	1367	1372	1370	1357	1339	1355
11	1340	1360	1305	1367	1352	1351	1354	1350	1352	1348	1352	1349	1359	1349	1341	1347	1351	1352	1357	1359	1360	1355	1359	1354	1351
12	1354	1352	1350	1350	1353	1349	1347	1351	1361	1359	1354	1359	1357	1350	1360	1359	1363	1362	1360	1365	1366	1362	1360	1357	1357
13	1349	1350	1348	1351	1348	1349	1351	1342	1350	1354	1358	1357	1362	1356	1359	1362	1357	1360	1371	1374	1370	1371	1367	1353	1357
14	1349	1350	1349	1347	1332	1345	1350	1322	1341	1382	1325	1348	1349	1329	1327	1330	1327	1328	1333	1341	1350	1337	1326	1332	1340
15	1331	1320	1313	1323	1330	1330	1323	1320	1320	1321	1329	1350	1327	1322	1320	1349	1398	1362	1352	1360	1348	1401	1285	1372	1338
16	1335	1263	1332	1292	1388	1304	1382	1352	1363	1312	1310	1309	1313	1310	1312	1350	1367	1363	1327	1393	1357	1351	1332	1342	1336
17	1339	1333	1325	1339	1341	1334	1308	1321	1329	1342	1340	1348	1352	1350	1353	1332	1332	1332	1333	1340	1347	1349	1350	1347	1338
18	1342	1350	1348	1340	1333	1332	1340	1340	1339	1337	1330	1320	1331	1342	1331	1327	1327	1325	1331	1341	1342	1341	1346	1337	1336
19	1343	1340	1338	1337	1329	1335	1329	1337	1352	1340	1344	1346	1347	1342	1363	1350	1349	1360	1371	1357	1356	1340	1339	1348	1346
20	1341	1340	1339	1342	1331	1323	1323	1331	1329	1318	1331	1329	1320	1342	1331	1333	1310	1311	1313	1320	1322	1316	1317	1320	1326
21	1313	1310	1310	1311	1310	1308	1297	1302	1304	1331	1329	1329	1344	1356	1350	1330	1330	1339	1346	1342	1350	1353	1356	1349	1329
22	1347	1329	1340	1339	1329	1326	1317	1320	1323	1332	1343	1354	1350	1361	1363	1340	1351	1350	1350	1349	1350	1351	1350	1350	1342
23	1350	1349	1338	1332	1337	1333	1339	1333	1340	1341	1357	1361	1350	1358	1351	1349	1346	1343	1339	1331	1340	1342	1332	1340	1343
24	1331	1330	1327	1316	1320	1320	1297	1302	1304	1321	1338	1332	1335	1337	1332	1331	1329	1330	1329	1324	1330	1320	1319	1320	1324
25	1317	1302	1307	1308	1297	1303	1289	1287	1292	1300	1297	1300	1297	1291	1290	1300	1302	1300	1301	1301	1300	1291	1283	1279	1297
26	1279	1278	1281	1283	1273	1276	1272	1260	1268	1269	1280	1260	1259	1261	1270	1279	1279	1280	1273	1277	1281	1270	1270	1251	1272
27	1240	1241	1249	1246	1252	1250	1253	1239	1247	1243	1240	1213	1220	1238	1247	1238	1229	1223	1240	1248	1237	1229	1220	1210	1237
28	1208	1209	1211	1205	1211	1209	1198	1200	1204	1201	1170	1163	1173	1181	1173	1170	1166	1169	1169	1170	1170	1168	1166	1160	1184
29	1153	1151	1150	1151	1150	1148	1150	1150	1156	1158	1154	1160	1153	1149	1128	1140	1162	1161	1165	1170	1180	1170	1149	1151	1154
30	1148	1132	1118	1111	1120	1122	1102	1117	1138	1140	1140	1125	1130	1190	1165	1160	1152	1130	1138	1115	1090	1115	1126	1097	1130
31	1093	1090	1083	1083	1080	1076	1079	1092	1097	1109	1108	1100	1089	1082	1080	1060	1067	1059	1061	1084	1088	1092	1090	1069	1084
MEANS	1311	1307	1306	1306	1307	1302	1304	1298	1308	1312	1312	1312	1314	1315	1312	1312	1314	1312	1313	1317	1319	1318	1307	1306	1310

TABLE 188

EARTH-CURRENT POTENTIALS AT WATHEROO MAGNETIC OBSERVATORY

AUGUST 1938 EXPRESSED IN TENTHS OF MILLIVOLTS — VALUES POSITIVE EXCEPT AS INDICATED AUGUST 1938

(THE TABULAR VALUES ARE AVERAGES FOR SUCCESSIVE PERIODS OF ONE HOUR AS INDICATED 120° EAST MERIDIAN MEAN TIME)

COMPONENT NORTHWARD LINE OQ LENGTH IN KMS 3.425 DIRECTION TRUE N

DAY	0-1	1-2	2-3	3-4	4-5	5-6	6-7	7-8	8-9	9-10	10-11	11-12	12-13	13-14	14-15	15-16	16-17	17-18	18-19	19-20	20-21	21-22	22-23	23-24	MEAN
1	456	457	457	460	460	460	460	448	441	438	447	452	461	480	476	485	451	449	443	431	421	410	435	423	450
2	448	410	451	427	433	440	448	452	422	403	417	440	418	430	449	440	412	409	412	410	410	402	391	400	424
3	385	408	397	403	420	408	413	415	388	393	389	402	412	420	423	418	410	400	399	400	393	390	390	387	403
4	382	389	390	383	381	470	355	380	348	371	388	392	400	450	442	425	375	382	380	367	352	410	379	390	391
5	398	400	391	385	382	399	401	377	360	372	382	466	390	400	408	400	381	379	381	381	379	370	375	379	389
6	380	399	398	399	397	393	390	390	380	368	381	400	410	420	411	400	379	382	380	385	380	381	389	370	390
7	399	389	390	390	389	390	389	391	361	365	376	400	410	419	409	400	380	374	367	371	373	379	372	370	386
8	382	395	387	388	380	379	380	370	363	367	377	387	394	406	405	390	370	363	370	367	360	369	369	372	379
9	377	365	363	369	361	359	361	350	342	349	360	375	391	400	391	373	350	350	353	358	360	360	361	362	364
10	360	366	364	360	360	359	360	340	329	347	362	381	380	390	379	362	352	343	348	337	350	349	351	354	358
11	...	...	...	...	...	...	...	...	...	...	...	...	...	...	...	...	...	...	...	...	...	...	...	...	...
12	...	...	...	...	...	...	...	...	...	...	...	...	...	...	...	...	...	...	...	...	...	...	...	...	...
13	...	...	...	...	...	...	...	...	...	...	...	...	...	...	...	...	...	...	...	...	...	...	...	...	...
14	...	...	...	...	...	...	...	...	...	...	...	...	...	...	...	...	...	...	...	...	...	...	...	...	...
15	...	...	...	...	...	...	...	...	...	...	...	...	...	...	...	...	...	...	...	...	...	...	...	...	...
16	202	202	191	193	209	208	205	192	187	190	211	227	235	242	271	229	208	202	210	213	210	209	211	218	...
17	219	223	222	220	218	210	210	190	191	198	212	223	230	242	240	219	201	200	193	201	192	210	192	208	211
18	213	207	218	214	217	215	216	210	198	198	207	213	221	230	236	228	199	198	211	207	199	209	202	200	211
19	208	207	218	221	216	219	216	209	184	198	211	224	230	231	223	201	200	193	200	182	197	196	191	192	207
20	190	187	202	202	208	211	201	198	181	187	200	211	229	240	226	212	190	182	200	203	204	205	201	192	203
21	198	197	200	206	218	192	...	...	...	...	...	...	...	...	...	...	...	...	...	...	...	...	...	...	...
22	202	200	184	209	210	196	190	183	179	178	201	210	220	241	234	221	200	186	186	190	198	198	180	210	200
23	201	231	209	208	237	203	210	209	171	187	202	221	230	219	244	239	219	198	215	192	202	220	220	223	213
24	223	221	221	219	217	210	190	179	170	180	203	225	229	239	238	223	213	213	211	210	202	198	198	199	210
25	192	195	186	183	204	190	190	228	183	180	188	211	244	219	218	202	189	173	190	192	192	193	190	191	197
26	200	201	205	170	169	164	170	180	172	184	201	206	219	228	220	211	207	202	201	192	192	197	199	198	195
27	194	194	200	199	198	195	191	179	170	180	190	201	210	214	213	207	190	186	190	191	189	189	187	186	194
28	189	196	193	195	194	191	190	179	193	200	210	230	240	241	232	220	207	199	202	200	204	203	200	202	205
29	200	199	198	200	202	210	203	177	187	179	193	202	212	210	200	201	178	165	182	190	190	191	190	189	194
30	196	191	204	180	200	201	188	171	189	202	210	233	232	220	212	202	220	202	207	193	190	184	183	181	200
31	179	179	180	167	167	162	153	145	140	149	162	175	181	187	180	167	155	150	150	147	158	151	145	148	162
MEANS	282	284	284	281	284	285	279	273	260	266	278	295	300	307	304	294	276	270	274	271	270	274	270	272	280

TABLE 189

EARTH-CURRENT POTENTIALS AT WATHEROO MAGNETIC OBSERVATORY

EXPRESSED IN TENTHS OF MILLIVOLTS — VALUES POSITIVE EXCEPT AS INDICATED AUGUST 1938

(THE TABULAR VALUES ARE AVERAGES FOR SUCCESSIVE PERIODS OF ONE HOUR AS INDICATED 120° EAST MERIDIAN MEAN TIME)

COMPONENT EASTWARD LINE OR LENGTH IN KMS 9.90 DIRECTION TRUE E

DAY	0-1	1-2	2-3	3-4	4-5	5-6	6-7	7-8	8-9	9-10	10-11	11-12	12-13	13-14	14-15	15-16	16-17	17-18	18-19	19-20	20-21	21-22	22-23	23-24	MEAN
1	1064	1060	1053	1061	1060	1058	1049	1060	1060	1070	1073	1076	1070	1075	1054	995	1014	1047	1080	1067	1073	1081	1079	1053	1060
2	998	1043	1041	1028	1020	1020	1029	1019	1023	1079	1091	1111	1027	1039	1051	1030	1012	1008	1019	1022	1029	1031	1030	1024	1034
3	1022	1017	1001	987	990	1004	1000	990	1017	1005	1001	992	1003	1011	1010	1007	981	989	992	991	998	998	995	994	1000
4	987	981	983	989	993	900	880	1030	1040	1035	1010	1025	1023	960	900	1000	1053	1055	991	943	983	977	1011	970	988
5	960	1004	987	970	978	953	949	987	970	980	1010	981	990	968	978	988	971	971	980	985	993	950	1010	989	978
6	957	970	963	940	961	969	967	960	987	961	980	986	961	970	970	983	989	970	981	976	973	971	977	976	972
7	963	972	978	977	969	975	970	956	960	973	980	988	990	979	970	983	977	983	978	972	970	980	982	981	975
8	956	968	957	965	963	960	953	958	961	965	972	979	976	970	959	968	969	956	973	978	980	970	969	967	968
9	961	960	966	961	961	961	960	960	953	960	966	968	961	970	980	972	977	970	973	979	981	980	969	969	967
10	967	953	962	960	958	957	951	957	960	958	950	933	949	950	999	949	977	957	956	940	908	949	959	948	955
11	...	...	...	...	...	...	...	...	...	...	...	...	...	...	...	...	...	...	...	...	...	...	...	...	...
12	...	...	...	...	...	...	...	...	...	...	...	...	...	...	...	...	...	...	...	...	...	...	...	...	...
13	940	937	939	935	940	940	944	948	951	952	942	923	949	958	960	940	948	952	955	961	961	970	963	955	948
14	949	942	941	949	945	940	941	943	959	961	963	971	959	960	961	964	962	954	961	959	969	980	977	964	957
15	953	959	959	953	947	951	950	948	958	960	960	960	958	952	947	958	960	949	957	969	977	972	971	967	958
16	963	950	960	954	955	950	945	951	965	970	970	971	952	939	950	948	952	957	960	960	968	961	958	955	957
17	952	950	945	942	940	937	937	947	957	963	960	950	935	940	945	943	940	940	951	959	962	977	970	954	950
18	949	949	947	946	941	939	930	938	960	957	960	951	953	959	952	948	938	938	942	950	953	965	958	959	949
19	949	950	946	940	942	932	933	948	959	963	964	961	961	960	940	940	949	950	947	951	961	963	960	960	951
20	960	953	943	938	934	935	940	939	949	952	960	961	960	973	951	937	940	943	941	940	940	942	946	906	945
21	950	950	947	943	933	931	919	930	936	948	942	948	951	958	960	953	941	940	943	950	962	957	944	945	945
22	954	911	980	966	964	960	940	933	938	940	942	963	965	970	979	976	971	960	986	953	956	960	962	971	958
23	965	942	946	970	938	923	937	938	935	940	948	940	919	950	980	962	976	960	939	938	955	941	949	951	948
24	950	954	952	952	956	950	942	932	930	960	954	951	959	950	962	959	960	961	954	959	960	951	948	943	952
25	933	930	933	933	930	938	939	939	946	942	946	952	963	971	959	950	957	952	953	958	960	956	950	948	948
26	943	943	936	943	945	939	938	940	938	939	943	941	939	934	967	958	954	955	960	963	961	951	948	942	947
27	939	935	938	936	938	939	942	942	945	949	945	948	941	952	943	945	949	951	949	956	961	960	957	950	946
28	947	940	937	939	941	943	939	944	960	965	960	943	940	939	942	950	951	958	960	960	967	965	959	955	950
29	957	940	930	939	939	962	958	967	980	972	968	954	961	953	972	938	940	962	959	970	970	967	969	968	958
30	958	960	910	966	959	965	957	970	972	978	959	908	966	949	959	965	948	942	941	951	950	952	947	939	956
31	937	939	908	935	938	934	919	934	929	930	940	941	940	949	950	930	933	928	929	923	930	939	940	938	934
MEANS	964	961	958	959	958	954	950	959	966	970	971	970	966	966	967	963	965	964	966	965	969	970	971	964	964

TABLE 190

EARTH-CURRENT POTENTIALS AT WATHEROO MAGNETIC OBSERVATORY

[illegible] 1938 EXPRESSED IN TENTHS OF MILLIVOLTS — VALUES POSITIVE EXCEPT AS INDICATED SEPTEMBER 1938

(THE TABULAR VALUES ARE AVERAGES FOR SUCCESSIVE PERIODS OF ONE HOUR AS INDICATED 120° EAST MERIDIAN MEAN TIME)

COMPONENT NORTHWARD LINE 02 LENGTH IN KMS 3.425 DIRECTION TRUE N

DAY	0-1	1-2	2-3	3-4	4-5	5-6	6-7	7-8	8-9	9-10	10-11	11-12	12-13	13-14	14-15	15-16	16-17	17-18	18-19	19-20	20-21	21-22	22-23	23-24	MEAN
1	150	147	143	149	144	137	130	127	132	153	159	178	193	187	173	168	142	136	127	133	119	122	116	114	145
2	112	...	...	...	...	...	...	...	...	...	...	...	...	...	...	...	...	...	...	...	...	...	...	...	...
3	224	225	227	224	225	230	227	210	221	223	249	263	271	272	259	240	232	232	230	227	217	223	231	235	234
4	227	239	237	238	231	230	229	222	221	230	240	258	268	262	251	241	236	233	234	228	234	230	228	229	236
5	240	246	237	232	232	240	238	232	230	237	261	270	271	263	248	240	239	240	241	235	232	240	230	230	242
6	254	250	254	258	247	240	240	223	230	250	267	273	273	259	275	271	250	249	272	217	191	187	180	158	...
7	159	160	188	189	171	160	139	147	188	233	259	262	265	258	237	229	225	227	217	202	223	231	221	220	210
8	221	239	237	230	210	208	212	221	237	245	259	268	259	261	260	250	240	238	243	242	241	227	249	240	239
9	240	252	260	250	242	237	226	220	249	247	262	270	277	268	259	250	242	235	233	236	237	240	247	239	246
10	241	245	247	251	240	248	233	229	229	243	260	272	273	267	260	256	245	242	238	225	241	240	236	240	246
11	242	250	251	248	260	247	240	231	229	236	249	262	269	278	273	262	252	241	240	231	229	241	243	239	248
12	256	249	249	250	251	250	240	221	219	230	240	249	267	267	260	251	250	242	239	232	229	233	238	238	244
13	236	242	240	242	236	240	232	237	232	240	258	254	260	250	262	248	240	240	232	230	239	234	237	239	...
14	240	251	241	228	256	250	221	236	212	232	249	287	225	250	249	239	238	246	241	229	249	211	220	220	238
15	190	221	220	237	270	270	260	256	252	231	240	261	249	248	240	250	122	261	236	250	180	250	225	230	235
16	259	260	250	265	295	202	221	236	232	240	239	245	257	253	250	240	228	222	229	234	230	231	222	235	242
17	237	234	240	223	231	234	235	220	218	219	240	243	251	252	247	229	220	230	231	230	228	213	216	234	232
18	231	237	234	230	228	222	227	225	222	230	249	254	259	257	241	225	225	225	227	226	227	229	231	227	233
19	222	226	228	220	221	220	218	219	217	225	245	251	250	247	235	222	221	227	229	227	227	221	220	226	228
20	221	225	225	227	220	213	212	212	207	231	247	263	260	250	360	282	263	260	261	262	262	261	260	261	...
21	260	257	251	252	...	...	...	...	...	...	...	...	...	...	...	...	...	...	...	...	...	...	...	...	...
22	325	323	323	324	318	321	312	297	302	290	307	310	317	303	325	322	320	342	323	332	333	340	350	364	...
23	...	...	...	...	...	...	...	...	...	...	...	...	...	...	...	...	...	...	...	...	...	...	...	...	...
24	...	...	...	...	...	...	...	...	...	...	...	...	...	...	...	...	...	...	...	...	...	...	...	...	...
25	463	466	463	458	457	466	439	479	431	445	483	508	507	491	471	449	437	437	441	437	433	429	440	440	457
26	441	441	442	439	435	428	430	418	404	415	459	460	491	497	480	460	439	400	413	395	430	488	487	410	442
27	392	419	403	454	417	411	389	418	410	403	431	450	459	455	450	427	396	410	410	408	410	410	406	402	418
28	418	404	410	411	409	397	465	297	380	440	490	400	428	409	430	471	401	386	398	409	405	444	399	400	412
29	388	210	394	368	388	380	367	337	351	391	430	441	439	441	421	395	381	372	370	392	397	377	395	381	392
30	402	401	401	390	390	390	375	370	379	390	401	429	431	422	400	384	360	373	412	391	360	385	370	401	392
MEANS	277	285	282	282	282	275	271	262	266	279	300	308	312	309	300	290	271	275	276	274	272	278	276	274	282

TABLE 191

EARTH-CURRENT POTENTIALS AT WATHEROO MAGNETIC OBSERVATORY

SEPTEMBER 1938 EXPRESSED IN TENTHS OF MILLIVOLTS — VALUES POSITIVE EXCEPT AS INDICATED SEPTEMBER 1938

(THE TABULAR VALUES ARE AVERAGES FOR SUCCESSIVE PERIODS OF ONE HOUR AS INDICATED 120° EAST MERIDIAN MEAN TIME)

COMPONENT EASTWARD LINE OR LENGTH IN KMS 9.90 DIRECTION TRUE E

DAY	0-1	1-2	2-3	3-4	4-5	5-6	6-7	7-8	8-9	9-10	10-11	11-12	12-13	13-14	14-15	15-16	16-17	17-18	18-19	19-20	20-21	21-22	22-23	23-24	MEAN
1	941	939	933	918	914	912	911	919	932	928	929	938	937	930	933	939	948	925	930	930	925	931	930	931	929
2	920	929	924	922	910	912	922	924	931	933	939	940	943	948	947	934	928	929	929	939	947	948	951	958	934
3	951	956	952	949	932	931	942	948	961	961	960	971	981	976	973	980	981	988	985	1020	988	965	960	961	966
4	920	970	970	963	960	954	958	958	960	966	961	980	986	985	990	989	982	977	981	974	982	983	989	989	972
5	981	980	977	970	970	949	950	957	967	958	962	978	977	980	957	978	980	989	992	980	970	975	1002	1000	974
6	997	983	967	975	972	970	973	972	973	970	964	965	960	962	975	992	882	918	900	925	921	923	922	927	954
7	932	933	941	930	925	929	921	950	910	910	909	911	930	953	939	956	939	939	935	926	932	935	930	921	931
8	903	934	945	928	929	932	927	949	920	930	922	922	938	948	952	950	958	949	952	941	944	940	936	947	938
9	936	933	932	929	930	933	931	934	942	930	923	930	935	939	950	952	947	949	957	972	967	936	946	945	941
10	961	941	950	918	944	940	942	952	960	952	942	941	943	960	944	961	976	960	927	962	923	939	920	945	946
11	959	921	921	931	920	941	930	943	962	970	962	959	945	943	940	940	943	945	948	970	959	969	955	952	947
12	940	921	926	949	938	940	943	958	960	949	950	930	929	951	965	946	951	952	960	960	961	957	954	949	948
13	949	933	931	913	938	940	950	939	940	948	947	950	942	938	940	952	949	957	942	948	951	954	953	955	944
14	940	945	949	962	957	923	950	948	960	947	998	992	943	930	946	937	936	931	930	941	953	912	957	957	948
15	...	...	...	...	...	...	...	...	...	...	...	...	...	...	...	...	...	...	...	...	...	...	...	...	...
16	930	921	902	898	918	917	925	928	950	951	927	913	925	933	930	928	928	932	940	943	948	953	952	939	930
17	941	940	908	929	958	945	948	939	952	945	947	960	948	947	943	947	939	928	935	943	955	950	953	952	944
18	949	941	939	937	935	934	938	941	945	952	950	946	950	950	960	943	939	944	949	950	950	961	950	950	946
19	948	951	950	947	943	946	943	943	950	945	933	947	956	960	958	961	950	948	946	946	948	951	950	950	949
20	953	958	951	952	948	950	950	940	938	942	940	933	942	950	972	958	968	962	956	960	972	954	952	956	952
21	955	954	955	951	953	957	961	962	947	926	927	930	934	944	951	950	957	940	941	940	944	952	940	932	946
22	918	948	943	941	953	960	937	947	940	948	942	955	933	980	922	1117	1010	1001	999	965	975	981	960	970	964
23	...	...	...	...	...	...	...	...	...	...	...	...	...	...	...	...	...	...	...	...	...	...	...	...	...
24	...	...	...	...	...	...	...	...	...	...	...	...	...	...	...	...	...	...	...	...	...	...	...	...	...
25	997	986	980	969	973	970	983	989	992	980	959	950	940	943	952	968	971	971	971	978	979	968	968	961	971
26	958	950	959	954	952	959	956	960	982	973	961	952	936	927	929	947	1041	960	985	1030	983	979	970	967	965
27	971	912	932	900	967	930	959	949	948	967	970	952	940	919	917	972	940	941	958	968	1018	1042	989	979	956
28	948	940	949	925	938	950	...	...	...	...	...	...	...	...	...	...	...	...	...	933	...	...	...	...	...
29	927	943	938	930	929	943	929	930	941	941	920	918	923	976	942	941	935	939	938	940	948	940	958	947	938
30	949	949	934	941	939	933	928	939	943	941	948	945	939	938	941	921	930	930	920	929	980	931	958	955	940
MEANS	948	945	943	939	943	940	943	947	950	949	946	946	944	950	949	960	954	950	950	957	959	955	954	954	949

TABLE 192

EARTH-CURRENT POTENTIALS AT WATHEROO MAGNETIC OBSERVATORY

OCTOBER 1938 EXPRESSED IN TENTHS OF MILLIVOLTS — VALUES POSITIVE EXCEPT AS INDICATED OCTOBER 1938

(THE TABULAR VALUES ARE AVERAGES FOR SUCCESSIVE PERIODS OF ONE HOUR AS INDICATED 120° EAST MERIDIAN MEAN TIME)

COMPONENT NORTHWARD LINE OQ LENGTH IN KMS 3.425 DIRECTION TRUE N

DAY	0-1	1-2	2-3	3-4	4-5	5-6	6-7	7-8	8-9	9-10	10-11	11-12	12-13	13-14	14-15	15-16	16-17	17-18	18-19	19-20	20-21	21-22	22-23	23-24	MEAN
1	399	390	397	370	372	413	359	383	375	390	380	412	397	380	378	365	366	363	372	370	374	375	376	377	380
2	376	375	392	370	375	360	338	353	407	410	443	444	447	434	423	410	398	397	399	422	432	428	445	455	406
3	466	465	457	457	446	449	441	400	383	429	462	459	467	467	447	431	429	420	432	437	438	436	433	429	441
4	...	...	...	...	...	...	...	...	...	...	...	...	...	...	...	...	...	...	...	...	...	...	...	...	...
5	...	...	...	...	...	...	...	...	...	...	...	...	...	...	...	...	...	...	...	...	...	...	...	...	...
6	425	427	422	412	403	390	389	394	404	439	469	463	432	406	381	376	377	361	327	321	329	353	371	374	394
7	375	358	357	343	330	314	306	327	353	363	389	408	414	403	391	352	338	313	343	320	260	275	275	317	343
8	360	337	314	370	347	327	305	290	284	318	323	308	335	328	283	325	418	425	425	424	480	470	485	488	365
9	503	485	484	494	466	455	456	457	469	490	510	534	529	513	493	475	447	467	475	484	485	482	478	477	484
10	493	497	494	487	492	438	364	376	438	477	522	534	518	502	470	448	446	461	471	474	472	464	440	488	...
11	482	480	481	471	476	464	443	432	452	484	512	533	520	501	478	460	452	454	458	425	454	456	455	447	470
12	465	470	465	471	454	439	438	413	433	458	487	508	498	485	456	442	432	438	447	446	444	440	444	442	455
13	438	442	434	436	437	428	406	411	422	443	470	493	488	479	462	461	432	429	436	442	435	436	434	433	443
14	434	433	435	445	422	411	390	393	413	425	464	499	496	469	437	421	412	416	429	422	429	430	427	428	432
15	425	426	427	429	429	421	409	397	411	433	469	491	481	458	440	419	411	415	422	421	415	417	425	424	430
16	...	...	...	...	...	...	...	...	...	...	...	...	...	...	...	...	...	...	...	...	...	...	...	...	...
17	347	386	385	393	396	382	370	394	393	402	441	460	457	442	420	403	390	390	412	406	402	403	409	406	404
18	412	401	406	403	397	390	382	379	391	404	442	445	450	437	416	390	373	382	389	396	398	392	390	391	402
19	393	396	396	392	386	390	380	359	370	388	416	432	438	419	398	378	373	383	382	380	380	380	388	389	391
20	390	389	389	388	388	370	375	362	370	379	415	435	436	416	389	381	378	373	372	365	387	382	388	390	388
21	388	392	398	387	367	359	360	368	372	400	414	436	433	415	388	378	373	375	376	355	365	396	392	390	386
22	391	393	393	387	383	375	371	364	371	379	401	422	423	420	403	387	381	380	384	379	380	380	374	385	388
23	385	390	391	395	405	378	359	361	377	386	416	435	428	423	412	377	372	368	371	360	365	384	388	388	388
24	381	392	395	381	387	377	385	366	392	386	407	420	413	407	394	382	366	363	377	363	354	362	420	354	384
25	395	401	396	390	384	369	361	417	374	368	388	423	419	420	415	396	375	372	370	383	313	403	409	385	389
26	388	400	412	404	404	402	393	369	384	375	404	428	418	432	387	389	379	364	363	380	360	365	374	370	389
27	370	433	397	395	382	392	378	351	372	366	416	403	404	423	406	380	372	392	373	340	372	394	371	393	386
28	376	385	402	382	378	363	370	386	377	377	393	421	423	419	413	399	372	377	382	377	339	393	395	391	387
29	383	393	406	420	385	387	383	380	367	380	400	417	440	426	397	379	382	376	381	382	381	380	376	384	391
30	388	401	376	381	382	389	373	362	378	389	400	415	438	432	417	393	370	368	377	382	383	383	381	379	389
31	391	391	389	389	388	384	371	368	371	382	394	431	452	432	405	383	379	376	383	387	383	382	386	383	387
MEANS	405	405	407	406	399	392	381	379	388	402	427	444	444	433	412	398	391	390	395	391	390	399	403	403	403

TABLE 193

EARTH-CURRENT POTENTIALS AT WATHEROO MAGNETIC OBSERVATORY

OCTOBER 1938 EXPRESSED IN TENTHS OF MILLIVOLTS — VALUES POSITIVE EXCEPT AS INDICATED OCTOBER 1938

(THE TABULAR VALUES ARE AVERAGES FOR SUCCESSIVE PERIODS OF ONE HOUR AS INDICATED 120° EAST MERIDIAN MEAN TIME)

COMPONENT EASTWARD LINE OR LENGTH IN KMS 9.90 DIRECTION TRUE E

DAY	0-1	1-2	2-3	3-4	4-5	5-6	6-7	7-8	8-9	9-10	10-11	11-12	12-13	13-14	14-15	15-16	16-17	17-18	18-19	19-20	20-21	21-22	22-23	23-24	MEAN
1	...	...	...	...	...	...	...	...	...	...	...	...	...	...	...	...	...	...	...	...	...	...	...	...	...
2	941	933	927	929	932	945	925	940	944	937	943	951	949	920	918	930	938	945	936	938	947	931	1005	990	942
3	973	941	971	973	963	963	959	953	932	964	964	972	981	953	979	956	947	959	953	967	958	952	958	957	960
4	919	950	963	949	953	968	989	973	975	958	943	946	967	949	995	1008	1023	1025	1023	1010	1005	999	1004	1004	980
5	...	...	...	...	...	...	...	...	...	...	...	...	...	...	...	...	...	...	...	...	...	...	...	...	...
6	977	972	972	969	969	966	971	974	978	971	953	932	938	932	940	962	969	970	955	965	959	971	967	960	962
7	967	970	971	956	962	964	957	964	965	964	950	939	934	942	907	982	1015	1012	998	1003	1015	960	1058	1020	974
8	...	...	...	...	...	...	...	...	...	...	...	...	...	...	...	...	...	...	...	...	...	...	...	...	...
9	1064	1063	1070	1064	1071	1090	1073	1114	1109	1100	1059	1049	1058	1056	1082	1075	1077	1110	1099	1079	1083	1096	1094	1053	1077
10	1096	1106	1097	1098	1099	1096	1105	1120	1122	1111	1084	1084	1070	1063	1074	1100	1110	1106	1106	1109	1108	1093	1112	1116	1099
11	1098	1101	1107	1118	1116	1112	1120	1140	1152	1137	1115	1103	1068	1082	1114	1121	1133	1131	1141	1124	1147	1127	1123	1125	1119
12	1116	1112	1103	1102	1104	1112	1118	1128	1120	1106	1098	1088	1083	1083	1095	1099	1092	1084	1081	1089	1087	1082	1078	1071	1097
13	1065	1060	1059	1054	1050	1063	1067	1078	1086	1089	1080	1069	1057	1056	1054	1051	1049	1060	1065	1064	1069	1065	1069	1071	1065
14	1062	1062	1060	1053	1052	1071	1074	1090	1091	1070	1055	1044	1043	1045	1039	1047	1055	1050	1050	1056	1060	1061	1062	1059	1059
15	1054	1051	1048	1046	1046	1050	1055	1051	1075	1072	1057	1053	1046	1047	1043	1046	1046	1047	1054	1055	1054	1069	1054	1055	1053
16	1051	1044	1043	1044	1048	1037	1046	1058	1065	1065	1062	1049	1042	1056	1075	1055	1053	1056	1083	1092	1057	1015	1067	1053	1055
17	1052	1040	1040	1029	1034	1036	1023	1023	1026	1053	1053	1058	1058	1053	1062	1068	1074	1082	1049	1038	1060	1050	1064	1054	1049
18	1050	1054	1053	1049	1048	1047	1047	1056	1065	1066	1066	1068	1059	1043	1060	1037	1029	1044	1049	1040	1037	1040	1041	1031	1049
19	1049	1046	1034	1040	1043	1030	1036	1038	1042	1050	1046	1038	1035	1015	1023	1037	1048	1036	1037	1042	1040	1034	1034	1036	1038
20	1028	1037	1036	1039	1027	1043	1045	1039	1047	1056	1036	1013	1015	1046	1030	1055	1054	1042	1046	1029	1031	1043	1039	1020	1037
21	1043	1043	1045	1026	1051	1044	1048	1043	1060	1039	1036	1038	1038	1040	1032	1036	1045	1057	1057	1068	1043	1047	1046	1044	1044
22	1044	1040	1047	1056	1053	1055	1050	1055	1054	1050	1056	1046	1044	1035	1056	1054	1050	1059	1040	1060	1048	1054	1053	1041	1050
23	1045	1050	1056	1045	1064	1062	1070	1074	1072	1069	1034	1028	1039	1045	1065	1068	1067	1052	1091	1125	1090	1051	1055	1060	1062
24	1040	1025	1041	1051	1030	1074	1075	1070	1071	1054	1050	1053	1038	1027	1034	1050	1072	1065	1102	1116	1098	1102	1050	1088	1064
25	1040	1034	1038	1037	1031	1041	1076	1070	1064	1096	1098	1062	1021	1045	1060	1048	1092	1097	1118	1035	1138	1075	1037	1057	1063
26	1050	1059	1033	1032	1052	1055	1077	1083	1073	1063	1076	1029	1013	992	1030	1017	1043	1049	1040	1074	1056	1040	1073	1052	1049
27	1060	1010	1007	1022	1046	1037	1046	1057	1075	1088	1074	1040	1054	1042	1015	1053	1032	1061	1049	1030	1039	1062	1030	1038	1046
28	1006	1071	1030	1038	1047	1056	1065	1067	1053	1068	1075	1053	1047	1016	1030	1046	1056	1045	1063	1073	1055	1095	1063	1033	1052
29	1062	1062	1051	1011	1076	1069	1064	1074	1096	1096	1072	1052	1034	1044	1065	1052	1065	1061	1065	1059	1046	1056	1054	1058	1060
30	1031	1020	1042	1055	1065	1042	1039	1072	1076	1073	1072	1051	1042	1048	1043	1063	1081	1069	1062	1059	1055	1058	1061	1061	1058
31	1056	1052	1050	1053	1052	1056	1055	1071	1082	1089	1083	1056	1043	1043	1050	1067	1059	1068	1065	1065	1060	1064	1068	1076	1062
MEANS	1037	1037	1036	1034	1040	1042	1046	1052	1056	1056	1046	1034	1029	1026	1035	1042	1049	1052	1053	1052	1053	1046	1051	1046	1044

TABLE 194

EARTH-CURRENT POTENTIALS AT WATHEROO MAGNETIC OBSERVATORY

NOVEMBER 1938

EXPRESSED IN TENTHS OF MILLIVOLTS — VALUES POSITIVE EXCEPT AS INDICATED

(THE TABULAR VALUES ARE AVERAGES FOR SUCCESSIVE PERIODS OF ONE HOUR AS INDICATED 120° EAST MERIDIAN MEAN TIME)

COMPONENT NORTHWARD LINE OC LENGTH IN KMS 3.425 DIRECTION TRUE N

DAY	0-1	1-2	2-3	3-4	4-5	5-6	6-7	7-8	8-9	9-10	10-11	11-12	12-13	13-14	14-15	15-16	16-17	17-18	18-19	19-20	20-21	21-22	22-23	23-24	MEAN
1	[illegible]	366	357	387	384	380	369	377	386	390	414	427	432	423	366	310	301	304	302	309	297	208	142	154	...
2	144	166	179	178	166	154	115	166	180	183	219	251	267	251	240	229	218	220	214	233	231	239	223	222	204
3	237	241	234	224	221	204	194	211	232	242	263	278	279	256	227	215	205	220	224	238	233	229	231	232	232
4	235	232	210	229	218	204	198	211	220	229	242	264	261	265	250	237	221	210	217	227	230	229	220	219	229
5	231	236	241	236	240	215	209	213	229	239	261	286	281	263	233	213	205	208	210	218	218	212	204	219	230
6	[illegible]	215	197	173	176	181	184	192	196	219	244	259	256	249	232	209	201	188	186	198	188	212	210	214	209
7	211	224	243	220	207	204	196	190	199	213	236	255	259	244	219	195	193	197	198	...	...	...	...	210	...
8	211	211	218	213	210	198	195	182	193	217	253	283	274	232	203	204	192	189	164	180	169	179	175	190	205
9	[illegible]	242	226	236	201	187	184	201	198	200	233	255	253	235	212	202	196	203	185	148	182	200	184	305	212
10	[illegible]	207	211	229	228	189	194	202	208	190	224	242	247	234	218	209	200	197	203	208	200	...	460	261	...
11	161	200	...	...	...	...	...	...	155	161	185	204	216	213	177	160	152	143	139	146	141	141	135	143	...
12	142	180	159	138	135	130	121	122	132	134	163	183	203	202	181	148	136	130	133	134	131	130	131	132	146
13	164	132	136	140	140	136	124	119	120	129	158	183	184	185	164	137	130	129	129	129	127	125	123	124	139
14	125	124	125	124	122	120	119	120	132	136	144	156	176	174	149	133	123	129	127	126	126	125	118	109	132
15	120	112	116	129	143	141	137	124	140	118	132	160	152	146	147	141	139	139	142	145	145	142	138	139	137
16	136	135	137	137	133	145	112	119	123	146	169	179	190	182	162	138	130	119	124	133	134	137	133	132	141
17	131	133	132	130	122	116	127	140	147	153	153	161	163	164	157	147	146	124	140	138	143	87	155	100	138
18	130	140	131	146	158	128	129	137	178	178	187	183	176	163	151	143	133	126	134	115	152	117	132	131	146
19	128	129	141	132	133	122	117	134	145	150	176	175	165	157	128	125	123	112	103	130	130	129	129	125	135
20	127	120	131	130	109	103	115	131	137	156	177	187	173	162	133	125	110	96	125	130	123	103	131	136	132
21	132	147	146	132	125	119	119	123	131	146	170	179	169	159	152	128	129	93	82	123	117	100	123	151	133
22	135	134	164	125	148	124	102	109	121	132	157	165	166	168	154	131	114	107	108	105	105	135	135	141	133
23	129	...	245	185	129	115	104	107	116	159	162	169	150	154	165	...	173	145	132	122	127	114	85	118	...
24	130	123	122	117	105	107	102	105	114	134	152	166	171	162	144	115	106	120	101	104	105	104	105	107	122
25	109	130	142	125	121	132	125	123	121	119	150	161	159	155	146	132	126	120	117	122	117	110	120	113	129
26	125	117	139	129	122	114	128	123	127	145	165	163	163	151	135	124	123	113	117	94	123	132	123	110	129
27	132	141	133	129	126	123	117	131	145	137	156	152	150	157	150	142	128	125	124	122	138	134	122	121	135
28	123	123	129	122	118	111	127	120	134	140	151	160	163	150	139	124	123	117	125	122	131	127	118	136	130
29	133	131	126	124	124	119	113	125	133	147	164	165	168	154	146	149	135	130	140	149	146	143	139	136	139
30	145	145	140	136	131	123	125	112	138	153	163	169	153	141	124	78	85	91	81	- 18	73	107	105	99	...
MEANS	154	157	159	154	151	143	138	145	155	164	185	198	198	189	172	158	150	144	145	148	152	149	151	156	159

TABLE 195

EARTH-CURRENT POTENTIALS AT WATHEROO MAGNETIC OBSERVATORY

NOVEMBER 1938

EXPRESSED IN TENTHS OF MILLIVOLTS — VALUES POSITIVE EXCEPT AS INDICATED

NOVEMBER 1938

(THE TABULAR VALUES ARE AVERAGES FOR SUCCESSIVE PERIODS OF ONE HOUR AS INDICATED 120° EAST MERIDIAN MEAN TIME)

COMPONENT EASTWARD LINE OR LENGTH IN KMS 9.90 DIRECTION TRUE E

DAY	0-1	1-2	2-3	3-4	4-5	5-6	6-7	7-8	8-9	9-10	10-11	11-12	12-13	13-14	14-15	15-16	16-17	17-18	18-19	19-20	20-21	21-22	22-23	23-24	MEAN
1	1076	1075	1073	1069	1078	1072	1078	1083	1088	1077	1082	1075	1067	1069	1082	1089	1093	1081	1091	1089	1116	1096	1049	1046	1079
2	1062	1056	1057	1053	1051	1044	1039	1052	1037	1029	1024	1063	1064	1046	1043	1049	1052	1047	1055	1051	1051	1033	1067	1049	1049
3	1069	1046	1046	1045	1042	1040	1045	1046	1051	1058	1046	1032	1023	1041	1061	1071	1074	1091	1053	1053	1054	1062	1071	1054	1053
4	1057	1061	1062	1053	1057	1049	1052	1056	1060	1059	1071	1067	1069	1038	1053	1037	1071	1068	1079	1055	1061	1060	1070	1072	1060
5	1077	1087	1084	1086	1061	1086	1082	1074	1087	1096	1080	1150	1015	1035	1075	1065	1082	1073	1060	1060	1061	1065	1067	1092	....
6	1050	1061	1059	1050	1077	1070	1062	1070	1046	1049	1050	1060	1090	1052	1054	1053	1053	1092	1099	1054	1044	1057	1049	1082	....
7	1062	1070	1090	1076	1064	1075	1084	1076	1061	1073	1056	1055	1048	1058	1063	1070	1076	1102	1083	....	....	....	....	1060	....
8	1061	1067	1069	1055	1082	1090	1095	1106	1107	1116	1086	1024	1041	1062	1096	1079	1110	1120	1108	1144	1120	1096	1093	1110	1089
9	1068	1044	1073	1061	1058	1096	1090	1082	1084	1095	1073	1071	1077	1074	1050	1041	1063	1026	1071	1101	1092	1087	1089	....	....
10	1125	1064	1061	1032	1057	1070	1075	1077	1080	1077	1059	1069	1058	1059	1051	1054	1049	1060	1061	1070	1064	1060	1109	1093	1068
11	1082	1082	1080	1083	1083	1080	1092	1099	1110	1112	1106	1092	1073	1064	1060	1067	1069	1081	1087	1083	1097	1101	1094	1095	1086
12	1097	1090	1069	1077	1089	1084	1100	1114	1116	1118	1090	1084	1082	1068	1064	1085	1097	1107	1105	1105	1110	1111	1111	1106	1095
13	1102	1099	1093	1091	1093	1094	1095	1104	1113	1129	1113	1097	1089	1094	1114	1116	1116	1102	1110	1115	1122	1124	1124	1120	1107
14	1120	1114	1109	1104	1101	1096	1101	1109	1116	1117	1129	1129	1114	1107	1113	1115	1115	1117	1120	1128	1126	1132	1140	1149	1118
15	1143	1143	1137	1140	1134	1124	1110	1108	1133	1126	1137	1137	1140	1133	1114	1101	1092	1103	1095	1103	1107	1106	1107	1112	1120
16	1114	1113	1107	1109	1111	1087	1103	1117	1120	1135	1149	1125	1110	1104	1103	1135	1124	1130	1113	1117	1107	1109	1110	1123	1116
17	1116	1124	1130	1128	1127	1111	1119	1122	1108	1131	1127	1139	1139	1125	1127	1127	1125	1151	1157	1118	1105	1198	1070	1200	1130
18	1173	1145	1146	1123	1140	1130	1163	1142	1142	1133	1134	1116	1129	1125	1131	1105	1128	1114	1132	1146	1087	1139	1130	1129	1133
19	1135	1118	1130	1139	1136	1137	1141	1137	1147	1133	1132	1114	1119	1125	1142	1143	1132	1150	1159	1140	1135	1137	1137	1138	1136
20	1135	1141	1134	1151	1154	1149	1155	1149	1151	1141	1139	1113	1115	1132	1155	1150	1171	1177	1167	1159	1165	1131	1132	1161	1147
21	1169	1167	1162	1158	1161	1161	1178	1171	1161	1150	1145	1123	1122	1144	1142	1175	1120	1190	1205	1170	1172	1138	1132	1187	1158
22	1127	1137	1163	1187	1159	1161	1187	1183	1172	1192	1185	1167	1112	1097	1147	1122	1124	1131	1132	1135	1120	1154	1147	1136	1149
23	1120	1150	1142	1151	1137	1150	1151	1150	1146	1120	1122	1127	1125	1123	1146	1300	1190	1189	1140	1149	1169	1148	1142	1162	1152
24	1111	1148	1140	1141	1140	1143	1154	1174	1179	1164	1141	1125	1122	1155	1154	1153	1134	1139	1157	1148	1142	1178	1155	1168	1148
25	1161	1120	1171	1155	1146	1162	1174	1158	1183	1165	1164	1142	1128	1146	1136	1150	1135	1146	1178	1154	1167	1173	1147	1131	1154
26	1133	1181	1161	1154	1155	1166	1171	1186	1171	1186	1158	1123	1140	1164	1197	1122	1163	1189	1160	1171	1172	1165	1169	1167	1168
27	1169	1140	1170	1169	1163	1167	1170	1188	1171	1170	1165	1167	1160	1182	1176	1165	1157	1185	1195	1188	1176	1177	1169	1181	1172
28	1180	1181	1174	1175	1169	1166	1188	1183	1176	1180	1180	1173	1182	1172	1161	1167	1165	1190	1189	1192	1191	1177	1183	1179	1178
29	1180	1178	1177	1176	1180	1185	1195	1186	1182	1185	1172	1181	1189	1181	1186	1185	1191	1191	1187	1187	1180	1189	1186	1199	1184
30	1185	1180	1183	1185	1184	1175	1176	1190	1148	1123	1136	1134	1146	1141	1152	1138	1103	1091	1120	1037	900	1015	1033	1057	....
MEANS	1121	1118	1118	1117	1118	1117	1125	1128	1129	1128	1122	1112	1108	1110	1118	1126	1120	1130	1129	1127	1125	1128	1122	1131	1122

TABLE 196

EARTH-CURRENT POTENTIALS AT WATHEROO MAGNETIC OBSERVATORY

DECEMBER 1938 EXPRESSED IN TENTHS OF MILLIVOLTS — VALUES POSITIVE EXCEPT AS INDICATED **DECEMBER 1938**

(THE TABULAR VALUES ARE AVERAGES FOR SUCCESSIVE PERIODS OF ONE HOUR AS INDICATED 120° EAST MERIDIAN MEAN TIME)

COMPONENT NORTHWARD LINE OQ LENGTH IN KMS 3.425 DIRECTION TRUE N

DAY	0-1	1-2	2-3	3-4	4-5	5-6	6-7	7-8	8-9	9-10	10-11	11-12	12-13	13-14	14-15	15-16	16-17	17-18	18-19	19-20	20-21	21-22	22-23	23-24	MEAN
1	102	106	102	98	94	88	83	82	97	105	119	131	130	119	101	82	60	59	81	86	76	80	77	76	93
2	74	78	72	78	65	59	49	51	72	79	97	113	112	100	72	59	42	41	57	49	42	97	68	102	72
3	70	40	52	49	70	97	59	80	59	68	89	81	82	62	49	41	20	30	71	38	33	39	40	31	56
4	39	39	31	7	70	50	68	30	72	68	81	90	59	53	47	35	29	32	38	37	33	35	34	40	46
5	34	39	34	41	23	12	14	19	30	49	78	80	69	57	36	21	10	16	10	4	- 3	20	35	30	32
6	10	18	8	0	- 10	- 15	- 7	2	121	151	160	170	168	161	143	112	117	131	133	138	126	140	141	148	...
7	151	160	156	152	142	128	171	180	200	220	233	239	250	230	190	196	178	180	187	191	190	199	200	207	180
8	212	218	210	202	199	191	190	191	203	218	231	241	251	237	219	208	191	182	189	191	197	201	212	216	208
9	213	220	220	219	215	209	202	212	218	222	232	256	259	256	237	221	207	198	200	206	201	214	209	210	219
10	210	189	206	234	220	238	219	210	212	59	103	109	100	89	60	46	38	30	9	39	31	18	- 22	42	...
11	240	212	223	213	248	222	209	194	197	237	249	261	280	263	243	232	210	212	210	230	222	223	231	229	239
12	231	232	231	233	229	225	211	202	217	230	233	252	263	270	247	233	245	257	230	341	326	347	341	338	...
13	341	346	339	333	328	327	320	316	303	319	339	345	360	362	319	304	304	309	300	310	316	321	330	332	326
14	319	331	330	338	316	322	310	323	307	305	329	331	330	333	330	320	319	320	307	311	319	299	321	325	321
15	319	341	350	332	311	318	319	351	352	347	363	352	320	317	298	282	281	290	290	299	300	311	316	330	320
16	331	329	322	320	322	317	327	316	319	329	348	348	340	342	341	350	318	310	292	304	314	301	287	291	322
17	276	251	281	318	281	283	292	277	327	303	319	332	312	310	304	280	242	274	271	283	290	286	292	281	290
18	300	288	302	310	289	285	290	292	301	310	327	310	305	308	304	288	272	289	288	279	276	272	288	263	293
19	272	307	261	306	308	268	297	290	292	306	333	345	350	336	327	300	263	278	287	281	276	270	273	277	296
20	279	292	284	288	273	277	288	289	288	314	333	336	340	329	318	121	109	117	123	119	111	100	111	96	...
21	111	109	132	123	114	120	130	101	108	118	132	143	152	150	136	109	102	101	99	97	123	107	109	121	119
22	120	119	120	118	116	108	101	103	98	57	80	87	91	90	74	37	8	26	29	16	43	44	41	42	...
23	31	30	52	47	42	47	38	40	49	58	57	82	88	80	64	50	41	40	25	29	26	29	32	41	47
24	43	40	40	28	25	28	40	40	38	48	51	42	47	48	32	31	23	39	47	36	28	30	40	43	38
25	42	47	48	45	46	40	33	30	37	50	65	60	72	70	46	35	29	30	39	41	31	29	17	35	42
26	47	44	42	43	41	44	46	39	33	41	56	60	59	52	50	42	41	40	40	39	27	27	33	40	43
27	36	42	41	42	48	38	34	20	18	38	63	70	51	46	48	44	42	40	33	33	30	38	30	34	40
28	40	41	43	42	38	40	32	37	29	31	48	60	54	48	41	52	65	71	82	80	66	62	60	70	51
29	74	81	90	80	71	71	78	81	80	81	94	96	98	90	103	67	70	152	163	167	168	166	164	160	...
30	160	162	163	160	154	158	160	158	18	13	70	50	39	33	- 48	- 62	- 72	- 82	- 98	-101	-102	-110	-113	-110	...
31	-125	-107	-107	-102	-110	-110	-122	-113	-130	-114	-108	-100	- 98	- 90	-101	-112	-121	-140	-144	-140	-135	-133	-137	-134	...
MEANS	158	159	160	160	158	154	154	153	159	168	184	190	188	182	167	156	143	147	150	150	148	152	154	158	160

TABLE 197

EARTH-CURRENT POTENTIALS AT WATHEROO MAGNETIC OBSERVATORY

DECEMBER 1938 — EXPRESSED IN TENTHS OF MILLIVOLTS — VALUES POSITIVE EXCEPT AS INDICATED — DECEMBER 1938

(THE TABULAR VALUES ARE AVERAGES FOR SUCCESSIVE PERIODS OF ONE HOUR AS INDICATED 120° EAST MERIDIAN MEAN TIME)

COMPONENT EASTWARD LINE OR LENGTH IN KMS 9.90 DIRECTION TRUE E

DAY	0-1	1-2	2-3	3-4	4-5	5-6	6-7	7-8	8-9	9-10	10-11	11-12	12-13	13-14	14-15	15-16	16-17	17-18	18-19	19-20	20-21	21-22	22-23	23-24	MEAN
1	1061	1072	1068	1071	1079	1079	1087	1103	1099	1091	1090	1088	1091	1092	1091	1101	1109	1115	1118	1106	1097	1102	1110	1117	1094
2	1118	1118	1117	1120	1119	1110	1119	1127	1137	1139	1129	1128	1119	1109	1119	1119	1143	1159	1150	1140	1181	1160	1161	1160	1133
3	1116	1100	1147	1159	1146	1095	1167	1125	1162	1150	1151	1160	1154	1148	1176	1144	1163	1149	1230	1183	1187	1157	1169	1171	1158
4	1168	1155	1172	1151	1143	1179	1151	1192	1139	1140	1140	1154	1133	1150	1160	1158	1169	1169	1160	1152	1158	1159	1156	1159	1158
5	1157	1146	1160	1161	1161	1152	1162	1168	1161	1158	1160	1169	1170	1169	1170	1172	1172	1175	1171	1198	1211	1169	1147	1151	1166
6	1148	1171	1170	1170	1168	1162	1170	1178	1160	1141	1141	1138	1157	1158	1168	1180	1194	1182	1171	1181	1169	1168	1170	1169	1166
7	1176	1179	1173	1180	1177	1183	1188	1136	1188	1178	1147	1133	1137	1120	1122	1136	1138	1142	1137	1125	1137	1125	1121	1121	1152
8	1122	1111	1114	1131	1134	1140	1132	1126	1121	1123	1118	1115	1107	1114	1122	1133	1122	1131	1132	1138	1132	1120	1118	1120	1122
9	1122	1116	1115	1120	1119	1120	1122	1121	1121	1124	1121	1117	1119	1096	1089	1102	1113	1127	1139	1138	1138	1131	1133	1126	1120
10	1123	1131	1142	1121	1130	1109	1130	1112	1143	1176	1171	1149	1131	1130	1149	1160	1128	1152	1170	1118	1150	1169	1218	1184	1146
11	1117	1150	1140	1204	1145	1211	1202	1187	1215	1161	1150	1161	1140	1131	1149	1141	1171	1153	1170	1154	1170	1170	1161	1160	....
12	1137	1161	1160	1157	1157	1159	1171	1189	1197	1160	1160	1181	1157	1180	1172	1163	1165	1179	1240	1212	1219	1198	1189	1181	....
13	1175	1182	1172	1170	1164	1160	1176	1131	1186	1170	1190	1188	1169	1148	1145	1136	1130	1151	1143	1155	1157	1161	1154	1152	1163
14	1145	1159	1159	1157	1159	1151	1160	1158	1169	1181	1181	1156	1150	1162	1167	1161	1152	1159	1149	1163	1159	1167	1202	1223	....
15	1215	1219	1242	1257	1290	1280	1307	....	....	....	....	....	....	....	....	....	1148	1146	1151	1150	1152	1169	1160	1151	....
16	1148	1150	1162	1161	1157	1157	1159	1166	1156	1151	1148	1151	1171	1189	1175	1174	1171	1175	1160	1172	1163	1178	1185	1170	1165
17	1151	1191	1212	1130	1221	1200	1182	1192	1167	1192	1210	1208	1221	1180	1128	1140	1179	1178	1185	1163	1151	1157	1156	1139	1176
18	1167	1187	1184	1171	1186	1190	1176	1201	1149	1148	1163	1132	1162	1181	1185	1187	1186	1182	1177	1173	1203	1191	1127	1264	1178
19	1201	1173	1237	1188	1192	1179	1170	1169	1160	1189	1172	1170	1166	1167	1163	1182	1188	1181	1190	1179	1193	1196	1178	1221	1184
20	1151	1190	1180	1186	1187	1179	1190	1186	1191	1190	1190	1187	1165	1149	1152	1056	1062	1060	1062	1052	1059	1061	1067	1069	....
21	1070	1073	1052	1060	1066	1067	1060	1067	1067	1067	1063	1055	1043	1036	1035	1057	1072	1057	1067	1080	1057	1050	1062	1058	1060
22	1052	1051	1053	1060	1061	1064	1057	1061	1074	1080	1080	1075	1088	1087	1099	1060	1118	1097	1102	1080	1089	1092	1090	1093	1078
23	1089	1088	1089	1091	1090	1086	1090	1088	1094	1099	1097	1099	1071	1058	1071	1092	1093	1089	1096	1100	1100	1089	1110	1102	1090
24	1098	1098	1094	1098	1097	1090	1089	1090	1100	1103	1100	1098	1107	1097	1090	1099	1108	1108	1104	1108	1112	1113	1114	1108	1100
25	1103	1111	1108	1106	1096	1112	1119	1110	1113	1130	1117	1102	1089	1082	1083	1091	1111	1120	1122	1104	1117	1110	1119	1122	1108
26	1112	1110	1114	1109	1104	1102	1103	1112	1120	1132	1133	1120	1112	1111	1104	1098	1107	1110	1130	1127	1122	1126	1131	1129	1116
27	1118	1109	1131	1122	1119	1118	1116	1130	1133	1130	1121	1118	1108	1110	1159	1130	1113	1116	1120	1121	1139	1131	1129	1132	1124
28	1130	1128	1131	1118	1122	1118	1131	1121	1123	1132	1140	1138	1119	1120	1129	1120	1124	1126	1119	1121	1123	1151	1166	1143	1129
29	1119	1131	1138	1132	1119	1121	1131	1132	1142	1141	1151	1135	1138	1135	1130	1121	1110	1035	1080	1090	1101	1118	1120	1129	1121
30	1136	1123	1118	1120	1112	1119	1119	1112	1122	1142	1139	1130	....	....	....	....	....	....	....	....	....	....	....	....	....
31	....	....	....	....	....	....	....	....	....	....	....	....	....	....	....	....	....	....	....	....	....	....	....	....	....
MEANS	1127	1131	1136	1132	1132	1129	1133	1136	1134	1137	1136	1131	1128	1124	1128	1129	1136	1134	1140	1136	1141	1138	1139	1143	1134

TABLE 198

EARTH-CURRENT POTENTIALS AT WATHEROO MAGNETIC OBSERVATORY.

JANUARY 1939 EXPRESSED IN TENTHS OF MILLIVOLTS — VALUES NEGATIVE EXCEPT AS INDICATED JANUARY 1939

(THE TABULAR VALUES ARE AVERAGES FOR SUCCESSIVE PERIODS OF ONE HOUR AS INDICATED 120° EAST MERIDIAN MEAN TIME)

COMPONENT NORTHWARD LINE OQ LENGTH IN KMS 3.425 DIRECTION TRUE N

DAY	0-1	1-2	2-3	3-4	4-5	5-6	6-7	7-8	8-9	9-10	10-11	11-12	12-13	13-14	14-15	15-16	16-17	17-18	18-19	19-20	20-21	21-22	22-23	23-24	MEAN
1	...	...	...	...	...	...	...	...	...	...	...	...	...	...	...	...	...	...	...	...	...	...	...	...	...
2	...	...	...	...	...	...	...	...	...	...	...	...	...	...	...	...	...	...	...	...	...	...	...	...	...
3	...	...	...	...	...	...	...	...	...	...	...	...	...	...	...	...	...	...	...	...	...	...	...	...	...
4	19	21	25	39	40	48	50	43	24	8	+ 14	+ 12	17	26	42	46	57	49	42	49	37	43	40	46	...
5	41	42	42	41	43	76	71	45	38	29	10	11	10	28	33	39	48	50	48	48	56	49	36	40	...
6	...	...	...	...	...	...	...	...	...	...	...	...	...	...	...	...	...	...	...	...	...	...	...	...	...
7	8	+ 5	+ 18	+ 12	+ 22	7	20	11	21	42	67	52	28	8	5	2	8	9	+ 2	+ 6	+ 7	+ 3	+ 16	+ 11	...
8	+ 16	+ 14	+ 13	+ 3	+ 1	12	2	7	2	+ 24	+ 53	+ 42	+ 10	0	1	9	3	2	+ 5	+ 3	+ 10	+ 10	+ 7	1	...
9	...	...	...	...	...	...	...	...	...	...	...	...	...	...	...	...	...	...	...	...	...	...	...	...	...
10	...	...	...	...	...	...	...	...	...	...	...	...	...	...	...	...	...	...	...	...	...	...	...	...	...
11	...	...	...	...	...	...	...	...	...	...	...	...	...	...	...	...	...	...	...	...	...	...	...	...	...
12	...	...	...	...	...	...	...	...	...	...	...	...	...	...	...	...	...	...	...	...	...	...	...	...	...
13	462	459	452	443	439	419	423	430	440	458	469	461	453	445	442	439	423	415	423	428	446	445	450	441	...
14	...	...	...	...	...	...	...	...	...	...	...	...	...	...	...	...	...	...	...	...	...	...	...	...	...
15	...	...	...	...	...	...	...	...	...	...	...	...	...	...	...	...	...	...	...	...	...	...	...	...	...
16	...	...	...	...	...	...	...	...	...	...	...	...	...	...	...	...	...	...	...	...	...	...	...	...	...
17	...	...	...	...	...	...	...	...	...	...	...	...	...	...	...	...	...	...	...	...	...	...	...	...	...
18	...	...	...	...	...	...	...	...	...	...	...	...	...	...	...	...	...	...	...	...	...	...	...	...	...
19	...	...	...	...	...	...	...	...	...	...	...	...	...	...	...	...	...	...	...	...	...	...	...	...	...
20	...	...	...	...	...	...	...	...	...	...	...	...	...	...	...	...	...	...	...	...	...	...	...	...	...
21	...	...	...	...	...	...	...	...	...	...	...	...	...	...	...	...	...	...	...	...	...	...	...	...	...
22	...	...	...	...	...	...	...	...	...	...	...	...	...	...	...	...	...	...	...	...	...	...	...	...	...
23	...	...	...	...	...	...	...	...	...	...	...	...	...	...	...	...	...	...	...	...	...	...	...	...	...
24	...	...	...	...	...	...	...	...	...	...	...	...	...	...	...	...	...	...	...	...	...	...	...	...	...
25	...	...	...	...	...	...	...	...	...	...	...	...	...	...	...	...	...	...	...	...	...	...	...	...	...
26	113	109	111	109	109	127	136	137	130	111	86	49	25	46	87	116	125	117	109	108	119	123	102	103	104
27	106	99	98	95	96	103	126	126	121	103	75	43	22	36	60	91	107	121	119	100	93	100	99	101	93
28	96	90	90	89	91	97	98	121	121	102	86	55	26	16	53	70	87	101	103	99	97	90	92	103	86
29	103	90	95	76	74	89	97	99	104	89	81	49	39	31	51	70	97	105	109	98	89	90	92	88	84
30	87	84	83	82	91	91	96	109	109	89	73	52	17	22	80	103	110	110	111	102	90	89	89	98	86
31	91	91	88	90	95	104	104	104	92	77	60	56	49	42	67	84	93	110	121	114	97	96	101	99	88
MEANS	99	94	94	90	93	102	110	116	113	95	77	51	30	32	66	89	103	111	112	104	98	98	96	99	90

TABLE 199

EARTH-CURRENT POTENTIALS AT WATHEROO MAGNETIC OBSERVATORY

JANUARY 1939 EXPRESSED IN TENTHS OF MILLIVOLTS — VALUES POSITIVE EXCEPT AS INDICATED JANUARY 1939

(THE TABULAR VALUES ARE AVERAGES FOR SUCCESSIVE PERIODS OF ONE HOUR AS INDICATED 120° EAST MERIDIAN MEAN TIME)

COMPONENT EASTWARD LINE OR LENGTH IN KMS 9.90 DIRECTION TRUE E

DAY	0-1	1-2	2-3	3-4	4-5	5-6	6-7	7-8	8-9	9-10	10-11	11-12	12-13	13-14	14-15	15-16	16-17	17-18	18-19	19-20	20-21	21-22	22-23	23-24	MEAN
1	....	....	....	....	....	....	....	....	....	....	....	....	....	....	....	....	....	....	....	....	....	....	....	....	....
2	....	....	....	....	....	....	....	....	....	....	....	....	....	....	....	....	....	....	....	....	....	....	....	....	....
3	....	....	....	....	....	....	....	....	....	....	....	....	....	....	....	....	....	....	....	....	....	....	....	....	....
4	....	....	....	....	....	....	....	....	....	....	....	....	....	....	....	....	....	....	....	....	....	....	....	....	....
5	....	....	....	....	....	....	....	....	....	....	....	....	....	....	....	....	....	....	....	....	....	....	....	....	....
6	1268	1279	1299	1297	1290	1298	1301	1307	1305	1287	1253	1264	1272	1277	1270	1284	1295	1290	1292	1310	1306	1303	1298	1294	1289
7	1282	1291	1300	1313	1299	1319	1327	1338	1329	1325	1306	1279	1281	1298	1291	1292	1297	1331	1315	1309	1324	1313	1309	1310	1307
8	1311	1309	1309	1320	1317	1321	1330	1354	1356	1364	1299	1268	1284	1293	1321	1326	1332	1335	1340	1329	1332	1329	1337	1329	1323
9	....	....	....	....	....	....	....	....	....	....	....	....	....	....	....	....	....	....	....	....	....	....	....	....	....
10	....	....	....	....	....	....	....	....	....	....	....	....	....	....	....	....	....	....	....	....	....	....	....	....	....
11	1351	1342	1347	1342	1339	1353	1365	1396	1394	1360	1323	1306	1310	1310	1306	1297	1321	1331	1331	1336	1334	1332	1322	1328	1336
12	1335	1342	1333	1328	1320	1326	1337	1354	1360	1346	1337	1320	1339	1335	1336	1311	1297	1321	1346	1340	1346	1357	1347	1342	1336
13	1354	1358	1350	1354	1352	1344	1352	1366	1381	1356	1339	1326	1343	1352	1356	1334	1320	1332	1343	1350	1362	1353	1360	1364	1350
14	1367	1360	1364	1360	1349	1345	1351	1367	1362	1346	1351	1362	1369	1340	1350	1351	1352	1356	1362	1382	1368	1375	1341	1407	1360
15	1377	1378	1377	1372	1365	1348	1371	1381	1382	1382	1381	1381	1373	1373	1362	1353	1364	1358	1350	1350	1368	1360	1362	1363	1368
16	1361	1357	1371	1370	1364	1364	1372	1371	1365	1355	1345	1340	1343	1340	1336	1333	1350	1364	1363	1361	1374	1353	1363	1364	1358
17	1370	1371	1362	1379	1363	1370	1353	1378	1390	1419	1380	1404	1391	1352	1333	1347	1346	1341	1362	1373	1365	1328	1348	1340	1365
18	1333	1333	1346	1345	1338	1363	1379	1371	1364	1329	1304	1307	1311	1307	1315	1295	1289	1307	1321	1316	1316	1314	1316	1321	1327
19	1314	1315	1323	1321	1330	1325	1330	1343	1336	1328	1326	1313	1305	1275	1290	1307	1299	1327	1326	1318	1322	1313	1315	1310	1317
20	1319	1312	1303	1278	1286	1267	1284	1270	1321	1279	1224	1231	1269	1320	1308	1296	1289	1300	1300	1294	1309	1310	1313	1310	....
21	1302	1300	1335	1320	1323	1331	1338	1349	1343	1332	1309	1294	1287	1307	1323	1343	1334	1353	1335	1340	1320	1342	1363	1346	1328
22	1335	1326	1310	1362	1349	1345	1351	1371	1381	1348	1277	1279	1320	1326	1347	1355	1351	1361	1359	1367	1363	1362	1359	1351	1344
23	1352	1345	1320	1366	1357	1369	1369	1391	1387	1360	1341	1302	1295	1310	1309	1315	1326	1341	1335	1328	1327	1333	1331	1351	1340
24	....	....	....	....	....	....	....	....	....	....	....	....	....	....	....	....	....	....	....	....	....	....	....	....	....
25	1315	1311	1310	1316	1321	1329	1329	1344	1354	1339	1344	1367	1347	1359	1315	1330	1338	1360	1379	1378	1371	1383	1372	1373	....
26	....	....	....	....	....	....	....	....	....	....	....	....	....	....	....	....	....	....	....	....	....	....	....	....	....
27	1403	1401	1400	1400	1399	1398	1400	1411	1426	1441	1442	1410	1379	1365	1370	1376	1366	1378	1394	1403	1406	1401	1403	1404	....
28	....	....	....	....	....	....	....	....	....	....	....	....	....	....	....	....	....	....	....	....	....	....	....	....	....
29	....	....	....	....	....	....	....	....	....	....	....	....	....	....	....	....	....	....	....	....	....	....	....	....	....
30	....	....	....	....	....	....	....	....	....	....	....	....	....	....	....	....	....	....	....	....	....	....	....	....	....
31	....	....	....	....	....	....	....	....	....	....	....	....	....	....	....	....	....	....	....	....	....	....	....	....	....
MEANS	1334	1334	1336	1343	1337	1341	1348	1362	1362	1349	1325	1316	1322	1320	1323	1323	1325	1336	1339	1341	1342	1338	1338	1341	1336

TABLE 200

EARTH-CURRENT POTENTIALS AT WATHEROO MAGNETIC OBSERVATORY

FEBRUARY 1939 EXPRESSED IN TENTHS OF MILLIVOLTS — VALUES POSITIVE EXCEPT AS INDICATED FEBRUARY 1939

(THE TABULAR VALUES ARE AVERAGES FOR SUCCESSIVE PERIODS OF ONE HOUR AS INDICATED 120° EAST MERIDIAN MEAN TIME)

COMPONENT NORTHWARD LINE OQ LENGTH IN KMS 3.425 DIRECTION TRUE N

DAY	0-1	1-2	2-3	3-4	4-5	5-6	6-7	7-8	8-9	9-10	10-11	11-12	12-13	13-14	14-15	15-16	16-17	17-18	18-19	19-20	20-21	21-22	22-23	23-24	MEAN
1	- 94	- 85	- 87	- 85	- 96	-104	-119	-121	-102	- 57	- 54	- 54	- 63	- 61	- 76	- 81	- 79	- 84	- 82	- 97	-101	-115	-110	- 80	- 87
2	...	...	...	...	...	...	...	...	...	...	...	...	...	...	...	...	...	...	...	...	...	...	...	...	...
3	...	...	...	...	...	...	...	...	...	...	...	...	...	...	...	...	...	...	...	...	...	...	...	...	...
4	-104	- 84	- 85	- 96	- 89	-103	-143	-139	- 96	- 77	- 80	- 61	- 92	- 90	-101	-121	-111	-110	-114	-123	- 98	-102	-112	-108	-102
5	- 99	-101	- 97	-103	-116	-128	-144	-138	-120	- 75	- 57	- 58	- 53	- 72	-108	-130	-132	-130	-119	-111	-109	-109	-113	-120	-106
6	...	...	...	...	...	...	...	...	...	...	...	...	...	...	...	...	...	...	...	...	...	...	...	...	...
7	...	...	...	...	...	...	...	...	...	...	...	...	...	...	...	...	...	...	...	...	...	...	...	...	...
8	-134	-102	- 80	-111	-107	-117	-134	-149	-142	-126	- 87	- 60	- 64	- 76	- 97	-133	-135	-133	-125	-119	-123	-128	-118	-117	-114
9	-114	-113	-100	-109	-111	- 90	-155	-167	-165	-142	- 97	- 59	- 50	- 61	- 99	-133	-140	-145	-135	-148	-125	-119	-122	-116	-117
10	-123	-107	-118	-117	-116	-101	-140	-115	-153	-150	-109	- 80	- 82	- 95	-106	-110	-129	-140	-131	-124	-131	-137	-139	-136	-120
11	-160	-140	-113	-106	-110	-123	-132	-150	-119	-129	- 93	- 91	- 93	- 91	- 99	-124	-136	-149	-169	-141	-122	-121	-131	-129	-124
12	-119	-119	-125	-120	-123	-128	-141	-141	-140	-124	-109	- 87	- 79	- 83	- 85	-114	-137	-145	-144	-139	-134	-137	-139	-136	-123
13	-134	-130	-122	-120	-134	-137	-147	-151	-147	-136	-123	- 93	- 85	- 97	-120	-136	-128	- 71	- 50	- 38	- 29	- 28	- 11	0	- 99
14	9	15	42	45	39	58	57	43	56	72	138	169	160	133	115	111	108	110	122	139	128	155	166	163	98
15	167	162	181	187	189	192	172	165	161	195	248	280	270	244	223	194	189	196	211	213	221	226	230	218	206
16	241	239	240	241	250	230	224	223	209	246	279	313	332	298	267	247	215	230	238	247	247	222	239	256	249
17	256	281	270	267	266	277	236	243	251	272	300	353	362	339	308	287	272	270	276	285	277	291	297	320	286
18	343	330	328	332	340	311	307	294	326	338	354	391	408	384	361	330	322	326	331	329	346	341	349	349	340
19	367	370	359	369	368	362	374	338	339	380	386	402	426	410	400	377	365	358	364	368	341	390	371	384	374
20	393	397	396	396	410	378	372	367	370	392	471	462	447	423	402	393	379	379	388	388	382	385	380	392	397
21	378	397	408	410	409	401	385	367	372	407	459	487	489	460	421	408	391	390	396	406	402	402	402	410	411
22	412	418	420	421	420	417	402	383	380	410	450	490	511	499	464	434	420	419	429	431	432	433	437	436	432
23	438	441	454	463	461	459	450	421	429	443	491	529	547	521	486	462	454	471	463	473	480	477	466	489	470
24	460	461	468	480	488	492	446	445	438	466	505	546	570	528	490	489	463	471	477	465	457	477	460	457	479
25	...	...	...	...	...	...	...	...	...	...	...	...	...	...	...	...	...	...	...	...	...	...	...	...	...
26	...	...	...	...	...	...	...	...	...	...	...	...	...	...	...	...	...	...	...	...	...	...	...	...	...
27	549	552	549	569	563	559	573	539	539	540	573	646	661	661	608	584	582	555	550	566	549	536	560	590	573
28	593	591	591	592	601	592	577	563	562	570	594	629	642	610	588	578	571	560	567	563	575	586	586	570	586
MEANS	+160	+167	+172	+172	+173	+168	+151	+142	+148	+169	+202	+230	+235	+218	+193	+173	+164	+165	+170	+174	+176	+178	+180	+186	+178

TABLE 201

EARTH-CURRENT POTENTIALS AT WATHEROO MAGNETIC OBSERVATORY

FEBRUARY 1939

EXPRESSED IN TENTHS OF MILLIVOLTS — VALUES POSITIVE EXCEPT AS INDICATED

FEBRUARY 1939

(THE TABULAR VALUES ARE AVERAGES FOR SUCCESSIVE PERIODS OF ONE HOUR AS INDICATED 120° EAST MERIDIAN MEAN TIME)

COMPONENT EASTWARD LINE OR LENGTH IN KMS 9.90 DIRECTION TRUE E

DAY	0-1	1-2	2-3	3-4	4-5	5-6	6-7	7-8	8-9	9-10	10-11	11-12	12-13	13-14	14-15	15-16	16-17	17-18	18-19	19-20	20-21	21-22	22-23	23-24	MEAN
1	...	...	...	...	...	...	...	...	...	...	...	...	...	...	...	...	...	...	...	...	...	...	...	...	...
2	...	...	...	...	...	...	...	...	...	...	...	...	...	...	...	...	...	...	...	...	...	...	...	...	...
3	...	...	...	...	...	...	...	...	...	...	...	...	...	...	...	...	...	...	...	...	...	...	...	...	...
4	889	882	867	898	899	882	915	925	910	889	885	881	877	882	894	894	883	891	919	937	890	879	884	881	893
5	879	886	884	890	900	912	920	926	918	903	889	884	872	877	878	901	898	898	932	908	893	895	899	894	897
6	...	...	...	...	...	...	...	...	...	...	...	...	...	...	...	...	...	...	...	...	...	...	...	...	...
7	...	...	...	...	...	...	...	...	...	...	...	...	...	...	...	...	...	...	...	...	...	...	...	...	...
8	892	892	836	892	906	894	903	923	940	929	900	875	880	879	876	886	893	892	900	906	913	923	913	910	898
9	908	903	874	889	921	909	906	927	950	954	963	939	927	897	891	917	925	951	960	961	968	945	950	937	928
10	953	928	885	964	953	921	973	955	969	971	963	957	940	928	916	937	940	951	931	936	949	978	967	960	947
11	951	949	938	932	919	913	914	927	920	946	971	928	919	927	933	929	906	927	926	916	918	908	930	933	928
12	926	921	917	923	928	925	939	955	945	940	932	920	896	919	894	922	931	948	944	933	937	957	947	946	931
13	926	928	932	919	972	969	961	962	959	988	946	965	970	934	981	985	959	949	946	934	920	928	939	944	951
14	931	939	934	937	968	931	934	961	932	933	913	887	901	917	951	958	942	952	934	923	923	918	923	907	931
15	907	920	915	912	912	911	912	925	915	918	869	851	881	867	909	931	914	921	924	911	904	911	913	899	906
16	911	919	902	913	907	919	920	927	946	940	930	941	895	887	895	949	915	912	918	916	913	907	941	925	919
17	896	891	910	913	914	907	928	938	926	936	918	903	890	877	919	954	924	938	917	915	931	949	931	910	918
18	901	929	921	922	914	931	935	934	934	928	932	919	905	902	916	931	937	933	935	935	919	927	935	933	925
19	901	916	928	920	933	939	930	943	947	947	942	918	923	890	920	927	931	949	943	940	921	954	944	921	930
20	927	927	930	926	921	942	950	970	973	957	910	883	901	934	944	951	952	953	949	960	961	966	969	911	940
21	964	963	950	958	954	957	970	986	986	966	940	928	919	925	940	945	945	935	931	933	943	940	939	934	948
22	931	924	932	933	931	939	944	958	970	963	938	921	915	929	922	934	946	941	950	965	951	960	959	957	942
23	950	949	959	952	956	961	967	980	971	977	982	977	963	966	930	946	957	1013	976	968	991	979	953	1007	968
24	954	931	934	930	950	911	931	968	956	962	940	937	909	907	947	956	943	967	942	960	997	979	952	991	948
25	987	970	1015	890	1020	940	1080	1050	1020	1010	990	950	940	1010	920	930	913	880	939	901	970	927	...	995	...
26	962	950	913	927	897	953	919	952	961	967	943	912	892	916	920	929	921	922	922	928	929	948	953	941	932
27	933	922	934	926	943	949	959	958	940	947	952	996	973	964	922	929	976	945	929	934	927	953	947	964	947
28	975	973	972	970	968	970	962	932	949	935	924	907	913	933	942	950	950	951	938	931	933	930	962	980	948
MEANS	926	925	917	925	930	929	936	947	946	945	931	920	912	912	920	935	931	938	935	934	933	938	939	936	931

TABLE 202

EARTH-CURRENT POTENTIALS AT WATHEROO MAGNETIC OBSERVATORY

MARCH 1939 EXPRESSED IN TENTHS OF MILLIVOLTS — VALUES POSITIVE EXCEPT AS INDICATED MARCH 1939

(THE TABULAR VALUES ARE AVERAGES FOR SUCCESSIVE PERIODS OF ONE HOUR AS INDICATED 120° EAST MERIDIAN MEAN TIME)

COMPONENT NORTHWARD LINE OQ LENGTH IN KMS 3.425 DIRECTION TRUE N

DAY	0-1	1-2	2-3	3-4	4-5	5-6	6-7	7-8	8-9	9-10	10-11	11-12	12-13	13-14	14-15	15-16	16-17	17-18	18-19	19-20	20-21	21-22	22-23	23-24	MEAN
1	534	600	597	587	590	581	589	577	579	606	658	692	675	653	615	597	590	597	600	600	602	581	588	592	603
2	590	579	633	608	625	645	594	583	562	646	655	684	655	631	630	600	600	603	623	614	603	592	651	634	618
3	629	631	632	642	629	613	616	611	625	641	650	684	690	693	657	646	614	609	623	615	622	585	634	637	634
4	648	639	646	647	643	649	646	674	626	629	691	704	657	642	642	646	635	633	636	633	635	651	644	640	647
5	659	642	686	695	649	695	659	659	645	638	677	701	703	698	675	661	648	643	654	657	643	665	671	666	666
6	664	664	688	691	667	672	688	633	638	667	690	712	721	705	658	652	631	620	625	612	641	628	654	641	661
7	655	649	662	669	660	648	622	604	621	653	669	702	710	682	709	677	663	665	664	677	674	680	685	685	666
8	700	697	715	738	754	757	736	721	...	...	...	710	715	686	665	648	650	631	639	645	639	641	641	647	...
9	650	656	683	635	657	646	635	633	630	646	658	701	712	705	691	674	632	...	...	...	...	...	621	645	...
10	647	629	679	665	662	649	641	632	630	668	677	700	711	696	685	671	649	642	652	661	647	648	649	665	661
11	654	662	668	666	650	669	641	641	637	648	670	691	706	702	691	670	674	639	640	659	657	652	656	647	662
12	648	633	682	671	666	659	660	660	665	654	670	711	697	694	686	664	659	653	666	677	661	659	642	634	666
13	663	658	674	687	656	646	660	662	640	683	705	722	741	703	670	674	650	656	628	651	654	657	654	654	669
14	655	655	662	653	652	650	653	646	651	652	668	691	701	705	682	681	660	673	677	650	659	666	667	653	665
15	666	663	661	671	670	668	655	658	658	674	698	707	724	709	694	676	643	658	664	659	662	661	663	653	672
16	633	682	673	681	676	672	683	645	665	657	718	691	710	685	667	663	659	656	665	642	625	670	666	673	669
17	671	665	653	675	671	675	660	654	664	673	705	720	747	725	703	673	671	673	670	672	679	678	659	684	680
18	680	689	691	704	685	679	669	669	672	685	719	734	732	715	698	685	681	678	683	681	678	683	678	676	689
19	689	686	689	689	681	678	669	665	671	699	712	720	723	713	700	690	681	679	677	680	676	672	673	687	688
20	687	690	696	690	686	679	685	673	674	675	730	728	743	715	681	679	678	672	671	671	670	671	676	672	687
21	671	677	685	680	680	675	653	655	648	680	716	724	718	728	693	688	708	687	663	686	675	700	707	713	688
22	713	706	723	693	714	689	682	682	692	701	693	711	716	719	687	666	658	645	627	628	666	684	685	711	687
23	663	717	710	691	685	687	670	657	670	684	705	707	702	693	685	661	650	632	697	671	673	657	659	633	678
24	695	703	692	681	711	697	639	634	635	657	696	691	691	691	684	667	662	671	672	668	673	657	671	670	675
25	679	677	673	681	682	680	663	653	669	682	709	719	709	705	699	682	668	662	666	664	657	662	667	670	678
26	671	674	672	676	671	670	659	675	666	674	693	699	685	693	685	674	649	672	671	669	663	672	675	674	674
27	673	673	690	661	710	669	668	669	674	687	715	722	677	704	689	675	670	659	660	680	679	677	678	671	680
28	655	657	690	670	701	661	680	616	650	674	700	719	706	712	694	683	647	625	638	635	620	623	655	570	662
29	650	630	645	632	635	680	690	690	693	655	663	663	679	660	665	620	588	620	658	560	684	651	676	660	652
30	657	634	669	699	670	638	671	625	643	621	655	669	676	671	667	650	632	632	641	648	625	642	657	652	652
31	695	629	641	658	689	637	647	629	645	653	660	663	659	660	653	643	646	627	628	621	647	641	616	641	647
MEANS	658	658	671	669	668	662	656	646	648	663	688	703	702	693	677	663	650	648	653	650	653	654	661	657	665

TABLE 203

EARTH-CURRENT POTENTIALS AT WATHEROO MAGNETIC OBSERVATORY

EXPRESSED IN TENTHS OF MILLIVOLTS — VALUES POSITIVE EXCEPT AS INDICATED MARCH 1939

(THE TABULAR VALUES ARE AVERAGES FOR SUCCESSIVE PERIODS OF ONE HOUR AS INDICATED 120° EAST MERIDIAN MEAN TIME)

COMPONENT EASTWARD LINE OR LENGTH IN KMS 9.90 DIRECTION TRUE E

DAY	0-1	1-2	2-3	3-4	4-5	5-6	6-7	7-8	8-9	9-10	10-11	11-12	12-13	13-14	14-15	15-16	16-17	17-18	18-19	19-20	20-21	21-22	22-23	23-24	MEAN
1	960	959	959	947	965	948	930	947	956	963	946	925	930	959	955	943	997	972	922	933	940	967	959	977	952
2	978	963	968	913	958	969	927	930	963	993	965	1034	939	945	922	968	944	959	923	920	959	959	908	930	952
3	940	950	960	957	939	962	955	960	975	968	951	952	970	927	948	913	911	972	974	953	970	959	965	958	954
4	927	935	964	960	950	950	959	977	980	954	1005	985	946	938	959	974	948	990	968	974	969	917	904	987	959
5	958	974	952	920	998	959	963	994	1000	984	968	954	963	952	961	958	971	971	990	979	946	960	961	964	967
6	963	967	949	963	985	986	971	937	1002	977	960	963	950	937	927	924	980	972	969	928	979	949	930	922	960
7	984	952	931	923	930	954	964	970	974	974	954	940	913	915	982	968	973	980	999	1010	1011	1004	1002	996	963
8	992	993	1051	1047	1095	1105	1120	1143	...	...	...	934	955	945	960	953	925	954	928	952	949	940	943	935	...
9	919	928	860	934	928	941	933	948	969	953	938	960	893	902	921	917	975	915	...	...	...	...	937	943	...
10	930	951	932	919	917	930	927	943	961	971	926	913	908	924	916	909	923	947	929	935	966	957	979	949	936
11	941	931	932	924	941	899	933	941	943	960	941	930	921	916	953	934	897	961	907	917	923	941	937	930	931
12	915	966	945	929	936	937	941	935	953	939	937	941	953	921	931	944	929	969	946	957	957	940	947	962	943
13	962	953	950	931	949	943	955	935	981	957	953	960	969	946	933	942	958	976	949	919	943	950	956	954	950
14	952	953	952	953	947	938	926	933	927	925	928	933	947	924	963	947	957	959	961	968	960	936	942	955	945
15	960	937	944	937	939	930	925	932	941	948	937	935	931	934	943	912	967	928	957	962	941	939	937	955	940
16	910	976	946	939	939	941	931	930	935	920	923	927	917	949	923	955	977	981	943	932	939	905	962	924	938
17	924	956	953	951	959	950	938	970	973	933	950	975	993	980	1000	925	916	936	951	954	949	948	956	954	954
18	961	967	962	963	964	964	961	960	970	960	951	948	950	954	954	960	979	978	971	972	974	970	970	970	964
19	971	971	968	970	967	973	981	977	983	964	963	952	953	958	956	961	967	971	972	971	975	977	971	972	968
20	973	973	966	972	983	981	976	985	993	1007	979	945	978	946	963	967	971	969	969	973	965	963	956	956	971
21	960	950	961	959	961	970	969	967	973	961	932	924	950	945	960	984	977	1020	1090	1023	1008	984	987	989	975
22	963	975	968	1021	1001	1003	998	995	994	976	936	930	934	925	980	928	986	989	971	969	977	981	958	910	970
23	980	922	942	963	970	964	970	981	1017	1005	995	955	954	929	946	950	932	968	939	951	973	969	970	968	963
24	995	968	975	960	960	943	967	978	975	974	984	965	945	936	940	959	964	962	955	961	980	960	961	989	965
25	979	975	972	972	961	958	953	981	982	975	963	968	969	971	978	979	993	947	971	969	975	975	961	961	970
26	962	944	963	957	951	962	980	968	965	958	967	957	950	954	958	967	982	969	975	991	989	972	977	971	966
27	982	984	915	990	946	970	999	987	983	1001	993	937	953	955	980	995	1002	1002	1010	977	987	989	991	990	980
28	1001	977	925	973	1022	977	964	974	959	991	979	964	1022	947	953	990	971	958	973	943	960	930	942	1000	971
29	925	975	925	961	995	925	955	975	970	908	990	937	903	896	954	947	945	907	885	965	905	905	882	880	934
30	943	932	925	927	992	951	956	927	943	965	953	933	947	937	935	922	899	938	912	919	915	902	939	933	931
31	910	907	956	930	929	918	935	945	957	921	934	925	910	925	934	936	932	938	927	909	908	928	907	933	927
MEANS	952	957	950	950	957	954	956	962	970	963	957	948	947	940	952	950	957	965	959	956	960	953	952	956	955

TABLE 204

EARTH-CURRENT POTENTIALS AT WATHEROO MAGNETIC OBSERVATORY

APRIL 1939

EXPRESSED IN TENTHS OF MILLIVOLTS — VALUES POSITIVE EXCEPT AS INDICATED

APRIL 1939

(THE TABULAR VALUES ARE AVERAGES FOR SUCCESSIVE PERIODS OF ONE HOUR AS INDICATED 120° EAST MERIDIAN MEAN TIME)

COMPONENT NORTHWARD LINE OQ LENGTH IN KMS 3.425 DIRECTION TRUE N

DAY	0-1	1-2	2-3	3-4	4-5	5-6	6-7	7-8	8-9	9-10	10-11	11-12	12-13	13-14	14-15	15-16	16-17	17-18	18-19	19-20	20-21	21-22	22-23	23-24	MEAN
1	657	664	652	641	637	663	641	647	645	640	659	649	656	671	647	660	630	630	619	620	623	641	637	654	645
2	639	663	660	637	660	656	630	671	619	654	657	660	666	656	640	639	635	633	634	630	627	633	638	640	645
3	647	671	629	640	653	646	645	636	612	630	654	670	676	667	669	660	631	631	639	639	619	637	651	640	646
4	647	659	662	642	647	661	643	632	629	630	658	678	677	663	656	649	649	648	638	640	639	642	644	650	649
5	648	651	662	650	592	667	648	643	649	648	657	663	626	679	668	660	655	650	650	650	645	622	643	647	...
6	651	657	647	653	652	648	639	623	630	643	661	689	702	698	667	673	550	646	642	643	640	640	644	642	649
7	649	652	654	651	653	650	643	630	629	643	653	669	690	689	669	659	648	633	636	638	640	639	639	641	650
8	638	647	648	650	649	651	644	632	629	640	660	681	691	689	670	649	649	644	641	645	640	640	639	646	650
9	649	643	632	670	637	670	648	646	635	649	680	682	688	680	669	651	649	641	646	642	650	640	642	649	654
10	659	660	671	638	645	639	670	621	665	681	640	691	701	686	632	651	609	654	650	648	609	635	662	685	654
11	643	651	670	708	617	651	648	671	640	639	662	681	700	689	676	678	632	618	621	651	638	621	629	641	...
12	629	672	631	641	660	641	653	624	636	633	660	671	683	672	662	632	600	619	648	632	615	651	641	640	644
13	640	641	640	637	635	640	639	621	619	620	641	658	677	683	670	636	649	632	631	630	636	630	641	647	642
14	649	650	644	653	631	641	639	619	621	638	650	670	689	689	676	649	639	633	628	641	634	641	640	649	646
15	650	647	642	652	652	650	649	640	639	650	659	667	689	680	669	652	649	639	633	638	639	639	629	647	650
16	647	650	650	643	648	632	635	629	640	660	667	672	676	671	660	651	640	626	631	630	637	635	640	641	646
17	647	645	645	640	642	640	636	627	638	650	...	...	...	...	...	...	...	...	...	...	...	...	...	...	...
18	...	...	...	...	...	...	...	...	...	...	...	...	...	...	...	...	...	...	...	...	...	...	...	...	...
19	...	...	...	...	...	...	...	...	623	670	653	664	678	675	649	645	640	630	630	628	623	581	609	610	...
20	650	662	661	681	695	617	640	643	629	628	639	653	657	654	639	639	625	641	641	622	619	644	625	639	644
21	667	638	652	660	641	638	639	639	630	630	671	670	678	681	661	630	650	647	629	644	640	639	644	643	648
22	647	651	667	661	660	670	657	639	629	648	684	665	663	663	647	649	648	648	650	650	647	625	617	614	650
23	647	671	705	656	667	660	658	647	642	643	657	698	677	664	642	667	621	610	608	612	635	640	660	673	652
24	680	675	692	648	670	659	640	632	629	654	670	679	677	674	662	659	649	643	651	649	650	649	650	649	658
25	652	672	...	...	...	...	...	...	...	...	...	...	...	...	...	...	...	...	...	...	...	...	...	...	...
26	702	660	701	688	688	690	729	675	628	647	660	671	676	680	675	670	652	653	652	648	647	649	651	650	684
27	652	660	660	652	651	649	643	634	632	642	660	663	669	667	652	640	630	632	638	641	646	640	641	643	647
28	639	640	648	646	643	668	678	629	646	636	648	660	670	669	671	668	640	629	640	639	653	649	638	659	650
29	660	660	666	670	657	662	661	636	635	648	667	688	689	699	690	682	652	643	653	660	649	667	660	668	663
30	669	660	660	671	669	671	666	651	640	639	653	682	690	689	690	688	664	660	660	659	661	660	642	670	665
MEANS	653	656	657	653	654	653	651	637	633	643	659	672	680	676	662	654	636	638	639	639	637	642	642	649	651

TABLE 205

EARTH-CURRENT POTENTIALS AT WATHEROO MAGNETIC OBSERVATORY

APRIL 1939 EXPRESSED IN TENTHS OF MILLIVOLTS — VALUES POSITIVE EXCEPT AS INDICATED APRIL 1939

(THE TABULAR VALUES ARE AVERAGES FOR SUCCESSIVE PERIODS OF ONE HOUR AS INDICATED 120° EAST MERIDIAN MEAN TIME)

COMPONENT EASTWARD LINE OR LENGTH IN KMS 9.90 DIRECTION TRUE E

DAY	0-1	1-2	2-3	3-4	4-5	5-6	6-7	7-8	8-9	9-10	10-11	11-12	12-13	13-14	14-15	15-16	16-17	17-18	18-19	19-20	20-21	21-22	22-23	23-24	MEAN
1	940	925	931	927	942	929	920	931	939	933	937	921	953	959	928	947	960	958	939	940	921	909	865	940	933
2	932	922	903	941	944	944	950	960	929	944	936	941	908	936	930	930	934	930	942	952	930	918	945	938	935
3	929	919	932	948	941	943	955	924	943	949	962	957	941	929	931	940	973	931	920	943	951	940	936	932	940
4	940	920	914	952	948	941	943	948	950	951	950	949	948	947	950	962	939	950	950	949	951	948	950	948	942
5	967	935	939	880	1027	976	971	960	953	942	958	937	921	922	939	932	910	941	972	971	967	1003	937	944	...
6	948	932	940	939	942	942	950	951	960	956	947	953	929	950	933	938	947	946	952	958	961	960	957	949	948
7	950	943	947	940	932	940	943	950	961	960	955	944	940	945	940	941	946	950	960	960	961	963	963	969	950
8	960	952	953	950	951	947	948	963	973	971	959	958	959	925	941	940	938	941	933	950	963	971	980	972	954
9	970	949	930	950	967	947	968	964	967	963	958	955	953	957	959	961	948	960	962	968	981	982	970	973	963
10	970	973	939	971	960	997	963	995	1000	951	977	950	998	944	969	980	1016	951	972	980	975	988	998	952	974
11	994	979	965	908	987	993	978	1010	940	978	921	968	980	980	960	950	990	968	942	898	948	953	958	933	...
12	951	924	933	961	955	962	940	956	961	990	970	970	942	953	973	968	955	942	940	952	930	945	941	943	952
13	945	951	952	948	949	943	941	956	959	957	938	939	948	943	960	978	930	941	960	948	947	947	947	960	950
14	958	951	950	953	960	958	951	940	946	951	959	944	939	950	961	953	940	958	961	942	950	956	958	957	952
15	941	964	962	964	953	963	960	955	950	947	941	925	949	964	974	977	963	971	961	957	960	959	951	962	957
16	967	964	962	967	959	964	965	961	960	959	943	941	949	960	968	963	968	961	964	966	960	967	968	969	962
17	960	967	962	968	970	959	963	960	957	948	...	...	...	...	...	...	...	...	...	...	...	...	...	...	...
18	...	...	...	...	...	...	...	...	...	...	...	...	...	...	...	...	...	...	...	...	...	...	...	...	...
19	...	...	...	...	...	...	...	...	973	968	978	953	957	950	992	950	946	952	981	980	972	1041	1000	998	...
20	950	960	941	947	949	960	963	971	972	997	963	967	997	948	968	961	981	989	988	990	969	952	976	961	968
21	938	967	977	939	990	979	990	977	981	998	989	957	950	981	996	983	995	999	990	1010	1039	988	982	973	982
22	981	972	977	970	939	978	990	984	1022	1008	973	973	968	987	992	989	989	992	1003	1003	1014	1030	1040	1019	991
23	1007	981	958	991	987	998	990	990	1001	994	983	967	973	...	...	...	...	1005	985	1003	973	982	1025	995	...
24	988	999	907	996	963	973	991	1010	1003	1006	982	984	993	992	990	986	989	981	980	989	1000	998	997	995	987
25	...	...	...	...	...	...	...	...	...	...	...	...	...	...	...	...	...	...	...	...	...	...	...	...	...
26	997	1052	1048	1008	1057	1056	1004	1042	1030	1007	1013	1001	989	992	986	998	992	997	1001	999	997	1001	999	1007	1011
27	1013	1006	1001	1000	1000	996	998	985	983	983	990	988	979	990	994	983	992	990	990	999	1008	1001	1000	1000	994
28	998	1001	999	998	992	921	993	1000	983	1005	1018	1011	1002	1021	1020	1006	991	979	982	998	999	1001	1007	1005	997
29	1011	1010	1002	1001	1000	999	1021	1001	998	1039	1041	1052	989	1008	1021	1027	1012	1025	1010	1020	1018	999	999	1019	1013
30	1012	1012	1007	1018	1020	1032	1026	1024	1017	1020	1022	1018	1027	1030	1019	1017	1019	1020	1023	1023	1021	1039	1041	1039	1023
MEANS	965	964	959	965	966	966	968	972	973	975	971	965	963	966	970	971	970	968	969	974	974	972	973	973	969

TABLE 206

EARTH-CURRENT POTENTIALS AT WATHEROO MAGNETIC OBSERVATORY

MAY 1939 EXPRESSED IN TENTHS OF MILLIVOLTS — VALUES POSITIVE EXCEPT AS INDICATED MAY 1939

(THE TABULAR VALUES ARE AVERAGES FOR SUCCESSIVE PERIODS OF ONE HOUR AS INDICATED 120° EAST MERIDIAN MEAN TIME)

COMPONENT NORTHWARD LINE OQ LENGTH IN KMS 3.425 DIRECTION TRUE N

DAY	0-1	1-2	2-3	3-4	4-5	5-6	6-7	7-8	8-9	9-10	10-11	11-12	12-13	13-14	14-15	15-16	16-17	17-18	18-19	19-20	20-21	21-22	22-23	23-24	MEAN
1	678	669	698	670	689	663	649	638	642	650	669	683	682	680	678	659	649	627	640	619	590	605	667	628	655
2	651	650	650	698	681	680	670	669	700	640	625	663	655	655	640	640	692	670	691	645	701	675	672	677	...
3	685	701	667	681	669	688	683	680	661	673	672	688	688	680	660	660	659	632	621	643	642	647	647	658	666
4	662	670	669	671	660	660	660	657	652	668	680	691	688	680	670	678	670	648	649	648	642	649	651	658	664
5	660	668	670	673	662	660	658	657	661	659	679	689	690	690	685	671	671	650	661	660	658	652	660	658	667
6	671	680	677	680	677	669	660	670	649	666	673	687	688	692	691	687	670	660	663	658	661	590	670	638	...
7	725	661	699	693	702	665	680	719	631	670	684	653	686	689	726	688	693	650	651	654	659	659	640	691	...
8	697	703	698	710	697	681	680	654	653	662	661	691	726	710	719	693	661	668	651	660	671	670	672	688	...
9	692	692	698	690	690	701	700	689	702	688	713	720	718	722	711	710	717	677	710	698	702	693	700	713	...
10	719	700	713	713	720	723	720	712	701	698	700	707	707	730	756	751	739	732	730	731	733	735	735	739	723
11	736	738	735	737	737	738	734	728	700	721	729	752	760	759	758	748	730	728	731	723	729	728	728	737	726
12	736	737	737	740	740	740	737	722	715	720	738	750	766	767	751	741	723	721	722	720	709	728	726	730	734
13	728	734	729	728	724	727	730	720	710	712	730	741	756	760	749	738	712	710	720	720	719	712	733	730	728
14	730	732	738	734	732	750	727	730	713	720	730	742	753	770	748	736	722	727	729	728	725	722	732	739	734
15	740	737	738	738	737	735	741	730	716	727	740	753	763	769	760	731	729	720	712	711	720	722	739	738	735
16	760	752	751	747	744	750	739	738	721	739	761	764	774	763	735	753	672	640	673	679	669	683	694	697	...
17	697	695	691	689	690	687	680	675	661	680	692	710	717	719	696	699	686	679	687	685	679	683	680	670	689
18	683	688	729	679	681	687	693	663	702	679	690	699	701	700	707	700	682	679	688	675	670	667	683	686	688
19	710	690	707	708	702	701	721	688	682	678	691	690	719	705	713	700	680	682	680	685	682	681	692	692	695
20	700	705	695	686	691	693	721	689	680	691	672	682	690	700	715	709	689	685	679	677	685	686	686	668	691
21	698	710	701	712	701	699	692	702	698	683	701	710	712	708	714	700	689	691	685	683	677	668	660	689	695
22	712	700	700	731	692	710	723	701	666	698	669	688	695	715	702	698	677	629	680	679	681	680	659	687	690
23	711	701	693	692	693	690	692	739	651	680	670	683	694	721	709	680	672	692	680	688	708	707	703	693	693
24	700	702	729	727	721	708	741	727	668	677	679	680	673	682	693	680	668	669	672	670	672	671	668	650	689
25	702	693	677	698	691	710	672	677	666	691	652	679	692	693	690	688	678	668	674	664	669	672	657	701	681
26	679	690	682	678	711	680	697	670	650	661	680	682	690	685	680	682	669	649	683	688	689	698	691	725	683
27	719	717	721	721	714	720	727	730	709	710	711	723	713	731	732	728	707	701	709	712	711	718	722	729	718
28	725	720	721	722	725	740	743	732	712	710	712	718	740	753	748	741	718	710	717	710	717	710	719	720	724
29	722	727	730	723	728	727	741	726	720	719	748	741	742	727	730	719	742	710	707	709	711	738	733	721	727
30	739	727	749	726	739	730	723	721	713	716	730	749	750	772	750	730	715	710	716	718	712	718	721	729	729
31	730	732	729	729	727	726	725	726	708	712	721	722	740	739	742	721	712	712	711	709	709	710	710	715	722
MEANS	708	707	710	708	707	708	709	702	686	683	699	710	717	721	717	708	696	686	691	690	690	692	696	700	702

TABLE 207

EARTH-CURRENT POTENTIALS AT WATHEROO MAGNETIC OBSERVATORY

MAY 1939 EXPRESSED IN TENTHS OF MILLIVOLTS — VALUES POSITIVE EXCEPT AS INDICATED MAY 1939

(THE TABULAR VALUES ARE AVERAGES FOR SUCCESSIVE PERIODS OF ONE HOUR AS INDICATED 120° EAST MERIDIAN MEAN TIME)

COMPONENT EASTWARD LINE OR LENGTH IN KMS 9.90 DIRECTION TRUE E

DAY	0-1	1-2	2-3	3-4	4-5	5-6	6-7	7-8	8-9	9-10	10-11	11-12	12-13	13-14	14-15	15-16	16-17	17-18	18-19	19-20	20-21	21-22	22-23	23-24	MEAN
1	1040	1039	1027	1081	1071	1036	1020	1018	1020	1023	1020	1017	1008	1017	989	1038	1019	1029	1020	1034	1080	1000	1008	1009	1028
2	1001	998	1041	960	1010	941	1039	1058	1000	1017	1011	1012	1052	1030	1037	945	1010	1045	1067	1065	1060	1059	1030	1060	1023
3	1028	1019	1039	1002	1050	1038	1023	1037	1041	1039	1010	1008	1033	1027	1060	1006	1028	1020	1019	1000	1012	1022	1020	1008	1024
4	999	1000	1006	998	1010	1022	1019	1020	1020	1017	1021	1010	1011	1008	1012	1013	1016	1020	1022	1021	1025	1019	1018	1013	1014
5	1010	1010	1010	1002	1005	1011	1013	1020	1021	1019	1020	1030	1022	1036	1037	1008	1033	1029	1010	1027	1031	1031	1030	1007	1020
6	1023	1030	1013	1013	1007	988	1012	1011	1005	1009	1032	1038	1031	1030	1019	1020	1031	1038	1086	1039	1056	1129	1039	1000	....
7	1004	1071	1022	1013	1000	1039	1048	1033	1050	1107	1083	1053	1058	1060	1010	1034	1015	997	1080	1028	1030	1041	1003	1050	1039
8	1070	1039	1037	1039	1030	1023	1026	1032	1089	1063	1049	1046	1070	1057	1065	1039	1013	990	1067	1060	1050	1040	1028	1041	1044
9	1041	1041	1030	1033	1038	1042	1030	1027	1061	1073	1089	1117	1009	1050	1052	1030	1043	1049	1048	1030	1042	1047	1060	1039	1047
10	1029	1036	1037	1034	1043	1040	1039	1043	1051	1040	1039	1032	1028	1080	1080	1070	1066	1077	1080	1083	1080	1083	1084	1081	1056
11	1078	1070	1088	1082	1071	1067	1070	1070	1082	1083	1097	1092	1089	1087	1080	1077	1080	1082	1081	1101	1069	1082	1083	1084	1081
12	1082	1081	1082	1074	1077	1077	1070	1076	1095	1090	1091	1098	1082	1085	1088	1070	1070	1080	1078	1080	1086	1071	1079	1080	1081
13	1082	1079	1080	1081	1079	1070	1064	1059	1071	1080	1088	1084	1075	1086	1098	1092	1090	1073	1063	1079	1096	1075	1069	1076	1079
14	1080	1073	1073	1077	1071	1060	1069	1069	1070	1082	1091	1091	1083	1078	1104	1081	1080	1069	1071	1020	1079	1083	1077	1077	1075
15	1075	1082	1083	1079	1072	1070	1061	1065	1083	1080	1089	1093	1095	1100	1098	1100	1113	1110	1101	1100	1098	1090	1078	1088	1088
16	1068	1080	1082	1083	1080	1088	1087	1079	1060	1049	1110	1132	1107	1100	1123	1120	1060	1040	971	992	1020	987	999	999	....
17	1001	1001	1002	1010	1010	1011	1008	1003	1018	1023	1018	1017	1021	1022	1031	1013	1010	1018	1023	1021	1018	1030	1030	1033	1016
18	1020	1029	990	1022	1021	1023	1022	1030	1029	1019	1032	1028	1020	1032	1011	1013	1018	1019	1030	1042	1042	1030	1021	1029	1024
19	1001	1020	1011	1018	1020	1019	1012	1040	1029	1032	1047	1040	1011	1050	1031	1018	1010	1023	1030	1032	1031	1031	1026	1019	1025
20	1018	1010	1012	1030	1031	1032	1015	1034	1049	1030	1043	1050	1049	1050	1023	1041	1043	1019	1041	1038	1038	1038	1041	1039	1034
21	1017	1020	1027	1023	1030	1039	1033	1032	1023	1033	1040	1040	1047	1041	1039	1031	1037	1040	1040	1050	1070	1068	1070	1071	1040
22	1051	1039	1033	1018	1035	1039	1042	1057	1050	1053	1039	1029	1061	1040	990	1002	1072	1043	1040	1029	1038	1032	1033	1041	1038
23	1022	1021	1020	1018	1019	1019	1023	975	1048	1050	1062	1062	1057	1040	1042	1051	1025	1041	1076	1058	1057	1053	1061	1061	1040
24	1050	1053	1078	1051	1048	1062	1066	1071	1080	1079	1091	1028	1040	1025	994	1011	1005	1007	1011	1018	1025	1029	1047	1043	1042
25	1000	1030	1022	1017	979	1022	1041	1038	1049	1039	1068	1029	1019	1040	1049	1011	1010	1011	1014	1032	1030	1030	1040	998	1026
26	1042	1035	1024	1017	950	1009	1028	1030	1053	1078	1050	1061	1067	1033	1020	1031	1029	1019	1020	1028	1028	1019	1030	1030	1030
27	1043	1038	1033	1023	1025	1031	1021	1020	1051	1038	1061	1049	1063	1048	1036	1032	1030	1030	1033	1027	1030	1031	1031	1031	1036
28	1032	1039	1039	1040	1028	1020	1019	1017	1082	1060	1068	1021	1025	1094	1097	1038	1020	1010	1046	1051	1030	1029	1032	1034	1040
29	1037	1033	1032	1032	1031	1033	1030	1035	1051	1067	1078	1070	1091	1088	1083	1030	1075	1023	1043	1059	1022	1000	1025	1041	1046
30	1032	1067	1040	1059	1043	1040	1048	1039	1040	1043	1042	1040	1060	1047	1060	1059	1053	1041	1045	1048	1038	1038	1035	1039	1046
31	1039	1039	1040	1041	1048	1042	1041	1039	1039	1041	1038	1052	1045	1043	1029	1050	1040	1037	1050	1040	1040	1035	1032	1030	1040
MEANS	1035	1038	1036	1034	1033	1034	1036	1038	1050	1052	1054	1048	1048	1052	1046	1036	1040	1036	1046	1045	1047	1043	1042	1043	1042

TABLE 208

EARTH-CURRENT POTENTIALS AT WATHEROO MAGNETIC OBSERVATORY

JUNE 1939

EXPRESSED IN TENTHS OF MILLIVOLTS — VALUES POSITIVE EXCEPT AS INDICATED

JUNE 1939

(THE TABULAR VALUES ARE AVERAGES FOR SUCCESSIVE PERIODS OF ONE HOUR AS INDICATED 120° EAST MERIDIAN MEAN TIME)

COMPONENT NORTHWARD LINE OQ LENGTH IN KMS 3.425 DIRECTION TRUE N

DAY	0-1	1-2	2-3	3-4	4-5	5-6	6-7	7-8	8-9	9-10	10-11	11-12	12-13	13-14	14-15	15-16	16-17	17-18	18-19	19-20	20-21	21-22	22-23	23-24	MEAN
1	719	718	720	717	714	716	718	706	697	700	702	713	733	727	747	741	709	705	703	711	705	707	704	708	714
2	710	709	726	718	725	715	723	708	689	701	702	730	718	737	730	742	717	709	710	689	691	696	699	707	712
3	689	729	717	743	716	721	729	727	720	721	705	736	728	719	727	733	697	699	711	679	720	710	708	710	716
4	709	721	723	719	719	721	720	720	705	698	706	712	724	716	737	732	708	707	709	718	709	711	719	720	716
5	715	701	727	720	726	719	718	718	709	710	717	731	738	741	720	719	698	710	701	703	698	718	717	727	717
6	747	720	731	738	734	731	731	731	727	720	740	747	760	758	753	710	706	700	702	707	701	706	709	708	726
7	710	715	710	710	711	713	712	710	688	692	702	717	723	713	710	700	695	696	695	692	690	691	693	692	703
8	695	701	695	699	702	701	705	699	680	688	700	711	722	718	712	700	690	685	695	693	692	693	692	698	699
9	700	701	703	708	701	702	702	700	689	693	702	710	712	718	708	703	697	694	697	700	700	700	699	698	702
10	706	702	703	701	706	707	703	710	701	703	707	725	732	716	723	710	691	700	699	705	703	701	702	701	706
11	709	713	713	703	705	704	710	710	703	700	713	721	718	719	720	705	707	704	707	703	700	711	710	710	709
12	712	712	711	710	710	718	711	717	706	711	720	720	732	731	721	718	705	704	708	710	710	709	720	720	714
13	720	726	723	719	719	720	721	718	709	713	733	730	730	742	740	737	690	691	690	693	700	696	700	700	715
14	711	704	706	722	719	685	712	700	690	751	681	707	706	701	712	700	690	678	681	665	690	681	706	685	...
15	719	721	734	736	730	715	709	699	709	710	707	709	710	712	712	700	691	690	689	673	700	697	699	701	707
16	708	707	698	709	701	701	699	693	690	690	720	691	707	727	718	700	685	646	700	681	670	681	683	692	696
17	730	740	732	727	722	721	718	715	708	708	720	733	748	751	746	729	719	718	722	723	725	722	729	731	726
18	739	740	733	739	741	732	729	730	717	735	732	738	750	752	745	737	733	740	696	728	729	710	709	760	733
19	752	747	758	757	754	753	750	770	736	738	729	736	742	757	752	739	731	731	739	737	718	752	736	747	744
20	777	776	751	752	770	769	766	778	731	732	720	748	758	767	759	750	741	736	737	738	729	744	738	742	750
21	753	760	758	749	749	750	750	745	721	725	741	740	737	737	753	712	730	729	720	707	728	726	750	728	737
22	741	740	737	733	727	748	741	740	721	730	719	739	753	739	743	733	732	722	726	739	732	731	732	731	734
23	729	730	737	739	738	748	747	730	729	720	731	736	751	743	749	741	728	743	752	757	762	777	786	785	745
24	779	799	808	805	800	806	810	819	800	800	798	841	843	840	829	812	808	810	815	813	820	811	821	830	813
25	829	830	830	832	830	829	838	831	820	831	839	851	862	860	857	842	838	836	839	839	840	838	842	849	839
26	848	849	846	844	846	859	843	833	830	839	847	867	878	889	875	859	831	835	839	849	843	850	851	854	850
27	857	858	857	852	863	841	841	842	849	848	851	871	870	879	884	829	870	871	853	848	859	858	860	872	858
28	878	882	872	884	881	879	880	878	870	859	870	880	893	895	890	882	866	864	865	864	872	868	875	873	876
29	872	881	879	889	872	874	873	870	855	810	828	860	841	863	872	853	835	839	833	835	821	841	849	830	853
30	877	869	848	860	855	849	857	857	828	830	835	865	890	881	871	860	849	837	860	838	840	838	833	857	854
MEANS	753	755	755	756	754	754	754	752	739	740	746	759	766	767	766	753	741	740	742	740	742	745	747	751	751

TABLE 209

EARTH-CURRENT POTENTIALS AT WATHEROO MAGNETIC OBSERVATORY

JUNE 1939 EXPRESSED IN TENTHS OF MILLIVOLTS — VALUES POSITIVE EXCEPT AS INDICATED JUNE 1939

(THE TABULAR VALUES ARE AVERAGES FOR SUCCESSIVE PERIODS OF ONE HOUR AS INDICATED 120° EAST MERIDIAN MEAN TIME)

COMPONENT EAST-WEST LINE 05 LENGTH IN KMS 9.90 DIRECTION TRUE E

DAY	0-1	1-2	2-3	3-4	4-5	5-6	6-7	7-8	8-9	9-10	10-11	11-12	12-13	13-14	14-15	15-16	16-17	17-18	18-19	19-20	20-21	21-22	22-23	23-24	MEAN
1	1029	1028	1030	1032	1040	1035	1030	1030	1024	1031	1035	1030	1040	1052	1038	1034	1034	1041	1052	1049	1046	1049	1048	1072	1039
2	1049	1037	1037	1039	1040	1041	1020	1019	1020	1031	1053	1052	1049	1040	1039	1058	1060	1057	1060	1071	1060	1048	1042	1040	1044
3	1022	1039	1049	1047	1040	1047	1039	1036	1044	1043	1030	1051	1048	1053	1039	1042	1061	1042	1069	1068	1072	1058	1059	1050	1048
4	1030	1039	1040	1041	1043	1042	1049	1046	1049	1061	1057	1050	1063	1080	1049	1052	1049	1054	1062	1086	1074	1069	1069	1039	1055
5	1039	1031	1033	1037	1049	1049	1052	1039	1059	1062	1073	1073	1063	1048	1049	1050	1049	1045	1060	1060	1069	1063	1100	1092	1061
6	1073	1052	1050	1073	1078	1073	1073	1091	1102	1099	1099	1110	1103	1074	1070	1048	1030	1049	1054	1060	1070	1062	1061	1061	1074
7	1033	1039	1034	1043	1038	1050	1051	1062	1061	1045	1043	1047	1042	1057	1049	1028	1034	1038	1041	1047	1050	1050	1051	1056	1049
8	1030	1040	1042	1040	1042	1037	1040	1051	1057	1061	1059	1050	1040	1051	1048	1042	1038	1035	1040	1050	1058	1058	1057	1058	1048
9	1032	1032	1049	1041	1041	1042	1036	1037	1050	1057	1059	1063	1072	1059	1053	1049	1040	1049	1054	1051	1061	1062	1059	1061	1052
10	1060	1035	1052	1051	1050	1050	1051	1051	1049	1057	1066	1067	1070	1063	1051	1051	1053	1066	1050	1066	1054	1070	1067	1069	1058
11	1070	1039	1061	1066	1065	1059	1060	1061	1060	1061	1062	1063	1068	1072	1080	1083	1054	1071	1070	1080	1078	1062	1068	1070	1067
12	1069	1070	1069	1069	1070	1070	1059	1063	1069	1075	1081	1067	1068	1082	1079	1080	1087	1083	1083	1086	1089	1072	1068	1075	1074
13	1070	1072	1077	1071	1070	1070	1068	1070	1073	1090	1090	1087	1089	1080	1091	1092	1048	1057	1051	1072	1061	1057	1062	1052	1072
14	1031	1060	1067	1063	1041	1070	1050	1047	1081	1080	1080	1083	1113	1072	1060	1082	....	....	1100	1022	1081	1081	1049	1030	....
15	1031	1043	1049	1060	1038	1063	1074	1052	1051	1048	1063	1060	1078	1061	1077	1072	1067	1057	1069	1072	1050	1051	1056	1054	1059
16	1033	1030	1061	1057	1063	1060	1061	1067	1048	1080	1077	1089	1070	1071	1088	1093	1100	1087	1039	1051	1070	1052	1077	1064	1068
17	1038	1039	1043	1048	1051	1050	1050	1050	1052	1059	1063	1061	1060	1058	1060	1061	1063	1070	1071	1072	1077	1069	1061	1060	1058
18	1059	1057	1058	1061	1061	1061	1062	1060	1070	1102	1050	1092	1091	1066	1086	1077	1095	1098	1110	1072	1061	1101	1054	1070	1074
19	1059	1062	1030	1057	1059	1068	1082	1078	1049	1061	1081	1089	1000	1107	1092	1080	1080	1091	1089	1098	1110	1048	1117	1080	....
20	1060	1060	1071	1069	1069	1072	1077	1074	1099	1107	1113	1117	1105	1096	1060	1110	1058	1050	1081	1080	1097	1062	1081	1070	1081
21	1061	1060	1058	1061	1061	1069	1070	1070	1070	1077	1090	1061	1062	1076	1055	1071	1058	1052	1060	1036	1081	1080	1045	1080	1065
22	1067	1053	1049	1014	1061	1059	1057	1070	1079	1073	1070	1061	1101	1060	1072	1060	1039	1063	1055	1067	1069	1074	1075	1070	1063
23	1069	1060	1051	1067	1060	1060	1060	1060	1072	1081	1072	1088	1079	1083	1051	1057	1077	1042	1061	1067	1083	1059	1067	1070	1066
24	1075	1067	1063	1064	1057	1061	1050	1059	1072	1078	1100	1077	1053	1071	1070	1068	1062	1060	1060	1070	1080	1080	1080	1081	1069
25	1072	1079	1072	1070	1070	1070	1054	1073	1081	1088	1098	1082	1083	1089	1098	1087	1069	1068	1073	1079	1084	1089	1083	1085	1079
26	1090	1083	1080	1080	1079	1063	1072	1080	1088	1083	1095	1088	1101	1090	1079	1078	1091	1096	1102	1077	1086	1090	1093	1097	1086
27	1090	1089	1090	1082	1063	1107	1098	1089	1069	1081	1101	1090	1110	1119	1098	1113	1110	1143	1170	1135	1115	1133	1131	1110	1106
28	1100	1091	1121	1120	1121	1118	1115	1106	1110	1105	1120	1117	1120	1117	1126	1120	1112	1119	1119	1120	1113	1118	1115	1124	1115
29	1121	1117	1117	1104	1110	1110	1080	1073	1053	1079	1088	1103	1126	1070	1068	1089	1070	1111	1092	1088	1087	1098	1079	1062	1092
30	1073	1065	1078	1070	1070	1069	1070	1074	1081	1083	1062	1070	1073	1100	1079	1071	1098	1113	1064	1080	1080	1084	1069	1067	1077
MEANS	1064	1061	1063	1061	1062	1063	1060	1062	1065	1071	1074	1074	1076	1073	1068	1069	1064	1068	1070	1072	1074	1072	1071	1070	1068

TABLE 210

EARTH-CURRENT POTENTIALS AT WATHEROO MAGNETIC OBSERVATORY

JULY 1939 — EXPRESSED IN TENTHS OF MILLIVOLTS — VALUES POSITIVE EXCEPT AS INDICATED — JULY 1939

(THE TABULAR VALUES ARE AVERAGES FOR SUCCESSIVE PERIODS OF ONE HOUR AS INDICATED 120° EAST MERIDIAN MEAN TIME)

COMPONENT NORTHWARD LINE OQ LENGTH IN KMS 3.425 DIRECTION TRUE N

DAY	0-1	1-2	2-3	3-4	4-5	5-6	6-7	7-8	8-9	9-10	10-11	11-12	12-13	13-14	14-15	15-16	16-17	17-18	18-19	19-20	20-21	21-22	22-23	23-24	MEAN
1	849	856	853	852	849	848	857	873	805	840	834	869	858	891	885	839	839	844	837	839	834	841	832	843	849
2	847	849	851	843	850	850	838	839	820	826	833	850	871	868	864	840	835	833	840	828	830	841	829	840	842
3	846	849	854	848	852	836	850	853	832	825	834	846	855	863	860	866	849	824	843	800	742	843	819	865	...
4	829	825	860	843	853	848	841	838	826	807	834	840	840	850	861	844	842	855	853	859	852	855	864	855	845
5	880	820	875	877	865	882	882	840	833	780	787	855	833	873	815	820	805	775	770	810	759	785	772	728	...
6	864	838	846	860	847	867	801	815	810	799	797	827	818	821	822	813	797	777	820	798	803	809	809	807	819
7	812	806	812	814	812	809	808	803	791	785	797	804	823	824	829	823	801	797	804	802	800	802	803	809	807
8	809	810	803	806	808	805	809	799	797	790	791	816	826	825	827	813	793	790	797	797	795	795	797	795	804
9	797	802	800	801	810	808	804	801	790	785	794	807	821	823	817	802	790	790	796	800	797	797	802	802	802
10	799	801	802	800	800	802	807	809	787	787	792	802	806	831	824	802	785	782	793	796	796	799	797	800	800
11	802	802	803	802	798	795	799	804	781	783	794	812	820	822	840	828	808	810	817	821	819	821	807	827	809
12	822	822	823	805	814	816	816	814	796	793	806	819	830	832	821	803	790	791	799	800	797	790	801	793	808
13	773	786	831	817	802	801	805	807	773	781	794	815	826	838	818	800	787	784	790	790	798	796	793	806	800
14	801	800	801	788	794	793	799	788	783	788	785	812	841	833	833	810	759	789	768	790	760	766	781	786	794
15	794	820	809	804	803	823	808	787	772	767	788	814	815	816	815	800	785	786	783	779	784	790	800	807	798
16	805	806	808	803	805	799	797	790	773	774	785	792	819	827	830	804	784	788	789	776	779	771	792	790	795
17	792	784	801	845	780	809	789	783	789	772	756	792	809	820	826	805	745	777	778	782	777	792	789	799	791
18	801	802	798	802	796	804	786	768	759	773	781	785	792	808	800	791	790	770	765	789	772	773	781	780	786
19	775	817	770	792	799	783	782	762	750	727	747	763	774	774	752	742	737	737	745	744	749	740	740	750	760
20	762	756	755	761	755	761	776	731	762	727	728	753	750	770	742	749	752	738	732	730	707	705	...	765	...
21	755	777	771	744	776	788	746	733	747	741	749	766	770	771	779	769	737	733	764	773	677	674	723	768	751
22	784	752	763	763	770	759	761	754	720	759	750	773	765	803	774	745	742	738	755	733	715	767	756	758	757
23	757	759	760	771	753	755	757	753	734	733	753	774	769	780	786	759	742	733	747	747	749	750	750	754	755
24	754	752	751	749	752	753	754	754	730	725	756	760	771	777	782	759	749	741	743	747	729	741	752	754	752
25	757	754	752	755	753	756	755	740	744	733	736	763	780	780	767	753	720	724	743	741	745	753	747	747	750
26	752	760	755	756	754	752	759	753	740	705	717	743	746	762	760	712	707	697	670	691	683	669	723	723	729
27	716	717	727	729	702	714	714	722	685	697	715	711	723	739	745	726	711	700	694	695	700	697	699	710	712
28	722	722	715	708	706	711	753	684	680	691	697	720	728	745	738	714	700	701	701	696	695	696	701	716	710
29	701	711	717	720	703	703	709	717	685	685	702	722	731	741	725	715	703	696	700	705	702	701	707	710	709
30	720	713	719	722	709	709	710	702	685	687	693	725	742	757	743	720	705	694	702	702	705	707	712	704	712
31	723	720	717	717	710	711	713	703	687	696	717	733	761	762	750	717	700	704	711	711	711	717	719	722	718
MEANS	783	784	786	786	782	785	781	775	758	758	768	786	796	804	800	780	764	763	768	769	763	766	772	777	777

TABLE 211

EARTH-CURRENT POTENTIALS AT WATHEROO MAGNETIC OBSERVATORY

JULY 1939 EXPRESSED IN TENTHS OF MILLIVOLTS — VALUES POSITIVE EXCEPT AS INDICATED JULY 1939

(THE TABULAR VALUES ARE AVERAGES FOR SUCCESSIVE PERIODS OF ONE HOUR AS INDICATED 120° EAST MERIDIAN MEAN TIME)

COMPONENT EASTWARD LINE OR LENGTH IN KMS 9.90 DIRECTION TRUE E

DAY	0-1	1-2	2-3	3-4	4-5	5-6	6-7	7-8	8-9	9-10	10-11	11-12	12-13	13-14	14-15	15-16	16-17	17-18	18-19	19-20	20-21	21-22	22-23	23-24	MEAN
1	1078	1067	1080	1071	1073	1080	1071	1060	1073	1068	1084	1102	1098	1081	1071	1098	1060	1082	1110	1054	1085	1085	1073	1066	1078
2	1059	1066	1067	1072	1069	1068	1080	1080	1075	1074	1070	1067	1090	1098	1065	1048	1061	1073	1072	1087	1095	1079	1085	1072	1074
3	1063	1065	1064	1066	1076	1080	1069	1058	1048	1052	1085	1093	1085	1081	1070	1080	1094	1085	1109	1151	1165	1135	1070	1020	....
4	1088	1079	1030	1082	1071	1060	1075	1070	1045	1057	1082	1085	1092	1069	1063	1077	1111	1115	1121	1101	1114	1107	1101	1115	....
5	1073	1138	1129	1040	1100	1150	1080	1120	1075	1020	1115	1041	1079	1087	1115	1105	1115	1095	1045	1123	1065	1034	1066	931	....
6	1090	1025	1010	1047	1021	988	1016	1041	1067	1072	1081	1064	1038	1036	1030	1044	1030	1022	1031	1044	1046	1043	1046	1039	1040
7	1040	1033	1033	1032	1030	1030	1031	1025	1038	1052	1063	1060	1049	1050	1040	1025	1030	1030	1036	1045	1043	1042	1045	1051	1040
8	1046	1042	1039	1031	1033	1037	1036	1035	1047	1059	1059	1056	1049	1047	1041	1033	1032	1027	1038	1041	1041	1040	1046	1043	1042
9	1050	1042	1041	1041	1031	1022	1022	1027	1043	1051	1049	1055	1043	1043	1039	1041	1037	1034	1037	1037	1044	1045	1041	1043	1040
10	1041	1047	1040	1033	1033	1030	1020	1019	1025	1038	1042	1055	1059	1044	1052	1042	1040	1033	1033	1034	1039	1042	1042	1040	1038
11	1040	1037	1031	1030	1025	1029	1031	1030	1040	1035	1040	1051	1054	1050	1040	1067	1068	1050	1059	1040	1032	1062	1136	1079	1048
12	1071	1066	1058	1082	1063	1062	1057	1054	1051	1054	1069	1076	1076	1059	1051	1045	1036	1034	1047	1044	1061	1069	1058	1070	1059
13	1029	1081	1054	1054	1045	1043	1036	1043	1039	1045	1061	1059	1060	1044	1040	1041	1042	1044	1045	1045	1044	1045	1037	1033	1046
14	1040	1042	1030	1047	1037	1043	1032	1029	1029	1040	1045	1022	1035	1050	1081	1090	1030	1053	1100	1017	1107	1058	1035	1060	1048
15	1053	1033	1033	1034	1032	1016	1010	1033	1059	1050	1036	1056	1057	1032	1046	1045	1039	1034	1050	1075	1033	1043	1030	1030	1040
16	1032	1036	1030	1036	1032	1031	1035	1022	1034	1031	1053	1027	1032	1035	1030	1034	1050	1067	1069	1065	1035	1058	1011	1029	1038
17	1030	1037	1018	1035	1012	1032	1028	1052	1048	1032	1054	1042	1030	1061	1035	1073	1026	1013	1036	1046	1045	1040	1030	1018	1036
18	1013	1022	1018	1024	1031	1028	1019	1034	1042	1060	1023	1030	1012	1023	1010	1026	1030	1028	1040	1045	1044	1037	1023	1022	1028
19	1019	975	1026	1015	1020	1021	1023	1033	1037	1006	987	983	976	983	1001	973	971	964	976	984	997	997	1002	980	998
20	966	975	973	970	978	976	939	984	1002	992	1000	989	1012	1035	970	959	968	1012	1029	1025	1030	1039	1010	965	992
21	970	962	958	975	940	943	972	968	971	997	1002	1004	1010	992	989	975	980	979	978	1022	1060	1100	990	976	...
22	939	975	980	979	971	972	962	966	970	995	991	1018	1016	984	984	961	960	959	993	1018	1017	976	981	985	981
23	983	989	986	959	976	971	967	981	989	997	1009	989	995	991	962	987	983	998	994	991	993	991	1002	1005	987
24	998	1000	992	990	993	985	982	980	980	990	989	1009	1007	1001	990	1016	991	992	995	1010	1040	1015	990	996	997
25	998	1000	1004	984	982	976	977	980	989	983	1009	1002	996	1035	1040	1017	1032	976	981	993	998	997	1006	1002	998
26	1001	1000	1002	994	991	991	980	977	974	940	946	954	1013	1014	961	1000	1033	956	930	954	978	981	928	924	976
27	918	931	961	960	944	949	956	941	944	955	946	963	953	961	969	957	949	953	960	960	957	961	952	957	952
28	930	924	953	952	954	955	924	943	950	947	951	951	943	938	977	937	949	949	963	965	953	959	938	931	947
29	939	949	951	951	950	952	950	934	932	938	944	943	959	959	959	963	965	956	952	958	959	958	959	951	951
30	948	951	940	945	956	957	951	947	952	969	966	965	975	940	941	957	959	961	959	964	960	961	956	958	956
31	953	946	949	950	953	953	947	947	961	963	961	980	960	960	963	956	948	952	956	970	971	970	964	969	958
MEANS	1011	1011	1011	1012	1009	1007	1003	1007	1014	1016	1020	1021	1022	1020	1014	1016	1012	1009	1018	1019	1024	1022	1016	1012	1014

TABLE 212

EARTH-CURRENT POTENTIALS AT WATHEROO MAGNETIC OBSERVATORY

AUGUST 1939 EXPRESSED IN TENTHS OF MILLIVOLTS — VALUES POSITIVE EXCEPT AS INDICATED AUGUST 1939

(THE TABULAR VALUES ARE AVERAGES FOR SUCCESSIVE PERIODS OF ONE HOUR AS INDICATED 120° EAST MERIDIAN MEAN TIME)

COMPONENT NORTHWARD LINE OQ LENGTH IN KMS 3.425 DIRECTION TRUE N

DAY	0-1	1-2	2-3	3-4	4-5	5-6	6-7	7-8	8-9	9-10	10-11	11-12	12-13	13-14	14-15	15-16	16-17	17-18	18-19	19-20	20-21	21-22	22-23	23-24	MEAN
1	724	725	733	727	723	730	729	710	689	689	704	730	760	762	768	744	725	732	741	743	743	742	749	757	...
2	758	754	751	746	738	740	739	727	707	678	689	710	728	737	735	714	696	691	695	696	698	695	698	697	...
3	700	700	703	701	700	699	701	693	675	677	686	702	720	736	742	712	692	690	695	697	694	693	696	697	700
4	700	703	706	705	704	708	703	689	680	685	696	722	731	729	721	703	693	696	700	694	692	689	695	696	702
5	704	707	704	708	708	709	712	701	691	690	695	697	721	729	734	723	699	699	700	702	701	701	704	705	706
6	709	711	710	712	712	711	718	699	692	680	694	710	723	735	730	714	694	693	700	701	699	703	702	705	706
7	704	707	711	709	709	709	709	701	688	695	697	709	725	729	730	720	715	699	702	706	704	702	705	708	708
8	...	...	...	...	...	...	...	...	...	...	...	...	...	...	...	...	...	...	...	...	...	...	...	...	...
9	723	721	723	719	721	730	731	720	712	697	710	736	742	742	740	721	700	691	697	701	701	699	702	707	716
10	707	707	704	708	709	709	709	694	688	691	...	...	...	...	...	...	...	...	...	696	697	699	701	697	...
11	694	686	696	710	711	727	711	704	697	697	703	720	734	741	732	722	707	702	703	704	706	709	710	715	710
12	723	723	702	714	716	718	705	716	...	...	...	...	...	...	...	...	...	...	...	...	...	...	...	...	...
13	...	...	...	...	...	...	...	...	...	...	...	...	...	...	...	...	...	...	...	...	...	...	...	...	...
14	725	708	719	729	712	706	697	705	708	712	704	726	734	720	739	722	701	693	699	694	703	705	705	712	712
15	716	716	717	714	714	713	709	690	691	689	701	717	741	753	753	739	707	695	705	702	704	705	709	714	713
16	719	712	723	722	715	716	712	707	674	654	662	672	691	727	729	695	670	670	675	665	626	635	683	572	684
17	725	715	697	682	694	683	692	707	699	687	674	666	679	687	704	689	673	671	679	661	659	658	668	665	684
18	678	686	690	685	684	681	683	674	667	661	661	686	692	697	704	705	684	666	672	673	671	671	663	671	679
19	679	679	680	680	684	686	689	679	659	660	670	680	691	701	715	697	685	670	670	673	675	668	660	643	678
20	681	705	698	689	691	695	684	670	667	663	668	675	695	713	716	697	690	671	678	679	674	674	675	673	684
21	677	677	680	681	684	688	691	684	672	665	664	676	701	715	711	704	695	680	683	681	681	670	697	687	685
22	687	684	690	686	691	683	687	...	...	...	...	...	...	...	...	...	...	...	...	...	...	...	...	...	...
23	...	...	...	...	...	...	...	...	...	...	...	...	...	...	...	...	...	...	...	...	...	...	...	...	...
24	707	702	684	719	709	697	684	685	701	689	687	718	728	723	726	698	687	689	677	689	683	637	719	690	697
25	695	705	702	700	695	694	690	675	674	670	695	713	735	754	734	697	676	672	673	672	683	679	689	691	694
26	693	687	687	689	694	685	691	672	664	665	693	707	736	753	745	713	677	672	688	681	671	691	688	693	693
27	692	697	704	701	704	706	699	692	670	679	697	702	728	750	754	720	699	683	694	697	697	678	689	697	701
28	715	706	711	704	718	691	694	689	680	679	702	722	741	754	747	720	691	677	704	693	698	693	700	703	706
29	701	708	706	708	712	710	698	685	675	683	690	732	751	751	742	710	687	686	691	698	690	692	700	703	704
30	702	706	706	711	706	710	702	690	683	689	707	717	710	709	700	664	650	654	670	654	650	649	652	650	...
31	670	679	676	675	671	681	668	656	656	666	671	691	703	702	696	679	661	662	664	662	662	666	666	662	...
MEANS	702	702	702	703	704	702	700	692	683	680	688	704	721	730	731	710	692	684	690	689	686	683	693	688	698

TABLE 213

EARTH-CURRENT POTENTIALS AT WATHEROO MAGNETIC OBSERVATORY

AUGUST 1939 EXPRESSED IN TENTHS OF MILLIVOLTS — VALUES POSITIVE EXCEPT AS INDICATED AUGUST 1939

(THE TABULAR VALUES ARE AVERAGES FOR SUCCESSIVE PERIODS OF ONE HOUR AS INDICATED 120° EAST MERIDIAN MEAN TIME)

COMPONENT EASTWARD LINE OR LENGTH IN KMS 9.90 DIRECTION TRUE E

DAY	0-1	1-2	2-3	3-4	4-5	5-6	6-7	7-8	8-9	9-10	10-11	11-12	12-13	13-14	14-15	15-16	16-17	17-18	18-19	19-20	20-21	21-22	22-23	23-24	MEAN
1	961	958	957	955	969	961	959	973	992	987	989	987	967	961	941	951	970	983	997	1005	1004	1014	1011	1003	...
2	1002	1000	991	979	984	982	975	987	990	952	951	943	930	931	933	936	927	920	939	940	947	945	940	939	...
3	933	930	933	923	926	925	928	927	933	941	939	946	950	927	923	927	930	932	941	945	943	948	946	945	935
4	944	933	930	928	927	927	925	932	948	956	953	936	930	927	937	941	939	948	947	947	951	954	951	943	940
5	933	931	940	941	938	933	928	929	926	944	955	947	950	939	942	929	938	937	943	939	947	953	954	947	940
6	940	940	940	932	931	933	928	938	949	961	968	953	955	949	932	940	941	940	948	950	958	961	959	946	946
7	948	947	940	936	939	934	939	940	949	957	953	965	964	959	949	949	941	943	958	956	965	963	962	959	951
8	...	...	...	...	...	...	...	...	...	...	...	...	...	...	...	...	...	...	...	...	...	...	...	...	...
9	974	979	971	980	973	973	960	961	976	979	962	962	970	959	945	950	958	964	961	953	957	960	957	957	964
10	953	954	956	952	947	942	936	939	947	954	...	...	...	...	...	...	...	...	...	920	950	960	958	971	...
11	963	940	973	943	961	957	941	931	939	932	941	941	949	956	971	980	960	959	958	961	945	961	956	958	953
12	958	955	935	945	938	960	965	...	...	...	...	...	...	...	...	...	...	...	...	...	...	...	...	...	...
13	...	...	...	...	...	...	...	...	...	...	...	...	...	...	...	...	...	...	...	...	...	...	...	...	...
14	...	...	...	...	...	...	...	...	...	...	...	...	...	...	...	...	...	...	...	...	...	...	...	...	...
15	956	955	953	959	959	960	954	955	958	964	966	958	956	969	959	952	956	957	968	973	976	967	958	954	960
16	947	959	953	947	957	968	967	958	938	918	923	914	933	931	933	916	926	915	940	991	975	950	880	985	943
17	...	...	...	...	...	...	...	...	...	...	...	...	...	...	...	...	...	...	...	...	...	...	...	...	...
18	907	901	898	900	901	908	909	912	917	923	923	912	915	929	930	921	916	919	925	942	940	939	930	933	919
19	906	911	918	917	910	917	900	913	922	928	934	926	922	914	907	905	922	914	934	934	943	953	964	942	923
20	965	913	918	912	909	908	909	920	920	923	939	952	930	933	923	937	919	920	920	935	940	946	937	951	928
21	946	940	929	911	921	919	917	916	922	933	943	950	934	942	943	932	932	938	958	937	947	948	946	937	935
22	947	947	933	939	935	911	930	916	886	...	...	...	...	...	...	...	...	...	...	...	...	...	...	...	...
23	...	...	...	...	...	...	...	...	...	...	...	...	...	...	...	...	...	...	...	...	...	...	...	...	...
24	942	907	935	943	933	949	938	942	936	935	942	953	969	954	941	956	930	952	954	934	951	957	932	952	943
25	935	944	943	943	941	938	931	939	936	937	968	960	959	960	954	954	946	954	961	933	960	955	946	948	948
26	944	946	930	951	941	945	934	932	940	941	965	977	975	955	949	959	970	963	971	963	961	943	954	953	953
27	948	954	944	952	959	950	948	951	950	967	961	961	961	967	965	958	956	965	970	969	982	992	977	970	962
28	959	953	962	962	946	964	962	955	954	959	973	974	975	967	962	969	977	969	982	977	985	994	981	970	968
29	966	955	956	965	964	963	962	960	969	967	976	968	964	964	959	972	969	972	975	974	979	970	970	966	967
30	969	970	970	955	970	969	968	974	982	980	973	...	909	921	907	921	919	931	933	947	947	955	937	906	...
31	922	912	917	902	926	923	917	916	921	924	927	925	911	904	910	910	917	920	927	929	933	930	918	930	...
MEANS	945	939	940	939	939	941	936	937	941	946	952	950	951	947	943	945	944	945	953	953	958	959	950	954	946

TABLE 214

EARTH-CURRENT POTENTIALS AT WATHEROO MAGNETIC OBSERVATORY

SEPTEMBER 1939 EXPRESSED IN TENTHS OF MILLIVOLTS — VALUES POSITIVE EXCEPT AS INDICATED SEPTEMBER 1939

(THE TABULAR VALUES ARE AVERAGES FOR SUCCESSIVE PERIODS OF ONE HOUR AS INDICATED 120° EAST MERIDIAN MEAN TIME)

COMPONENT NORTHWARD LINE OQ LENGTH IN KMS 3.425 DIRECTION TRUE N

DAY	0-1	1-2	2-3	3-4	4-5	5-6	6-7	7-8	8-9	9-10	10-11	11-12	12-13	13-14	14-15	15-16	16-17	17-18	18-19	19-20	20-21	21-22	22-23	23-24	MEAN
1	665	670	666	667	669	667	659	643	641	658	675	684	703	707	695	694	661	660	663	660	659	660	657	659	668
2	663	678	675	672	671	675	668	648	644	650	673	689	707	718	709	683	662	653	658	661	660	663	658	661	671
3	678	667	670	677	679	690	680	667	659	647	690	714	663	685	693	664	667	668	642	655	655	669	664	673	672
4	673	675	682	673	702	670	656	655	657	661	677	673	694	707	704	691	679	671	671	673	670	670	667	668	676
5	672	673	677	680	677	678	674	667	658	663	674	696	712	709	697	691	673	672	670	671	668	667	669	670	677
6	671	674	680	677	684	677	674	676	637	643	666	679	719	708	708	682	664	652	659	659	662	658	658	667	672
7	668	669	667	675	670	662	643	662	619	638	683	708	720	720	695	683	660	645	662	658	654	662	670	666	669
8	664	664	667	668	670	669	671	655	650	659	678	703	721	705	703	674	668	662	657	672	669	669	664	663	673
9	669	673	678	681	681	676	664	653	661	670	688	714	719	718	693	652	665	650	633	666	658	653	694	702	676
10	693	699	693	699	675	681	660	658	651	662	690	714	706	692	705	679	684	680	675	672	670	647	702	669	682
11	703	693	683	719	667	675	672	665	676	677	703	725	734	720	698	686	679	667	675	674	668	679	684	679	688
12	681	687	685	682	677	680	679	661	657	669	686	713	712	725	710	670	682	684	669	682	684	681	682	683	684
13	683	692	689	684	689	717	686	669	...	632	661	690	704	690	695	656	645	645	650	646	644	652	657	654	...
14	658	660	659	659	657	656	660	628	605	627	655	701	690	693	706	655	620	634	639	636	627	638	650	642	652
15	677	678	673	671	664	662	647	616	618	618	663	696	702	694	675	659	641	645	637	637	638	647	645	645	656
16	654	657	655	659	659	651	651	630	599	630	650	673	685	690	675	666	638	632	631	632	623	623	643	647	648
17	649	645	662	640	652	646	633	627	625	633	663	684	695	683	667	663	633	628	620	624	615	583	630	594	641
18	610	600	652	712	697	709	620	627	653	635	662	669	671	661	656	657	643	641	640	643	641	635	633	647	651
19	655	650	650	649	649	652	646	633	629	640	664	682	692	692	677	653	659	623	607	614	602	611	622	617	644
20	634	659	651	663	655	642	619	663	637	638	630	648	661	663	625	618	620	593	624	610	601	608	623	623	634
21	610	641	656	631	623	613	604	607	612	608	618	627	651	649	650	631	619	608	606	610	596	618	620	620	622
22	614	633	616	619	618	597	597	589	591	600	614	643	661	648	631	620	603	617	612	605	624	616	614	600	616
23	632	623	625	619	615	627	602	589	598	609	633	662	673	667	639	616	600	597	610	611	609	617	617	617	625
24	623	623	620	616	620	628	602	593	591	606	638	670	672	663	637	605	596	598	605	599	608	613	609	620	619
25	616	628	620	620	623	611	596	593	599	602	635	666	677	662	645	626	614	602	597	604	608	609	618	605	620
26	602	614	628	630	619	606	592	596	603	586	630	675	649	653	635	612	611	609	625	624	628	628	631	641	622
27	648	649	645	619	645	634	627	619	587	586	604	632	629	620	613	602	589	588	582	587	591	593	597	596	612
28	594	589	600	593	602	596	575	562	565	573	601	631	644	638	628	601	589	581	587	585	591	594	594	599	596
29	604	604	608	607	604	597	582	566	572	592	619	639	647	644	627	608	597	581	582	588	587	589	597	597	602
30	601	602	602	603	602	598	577	575	581	592	610	639	649	642	620	599	583	585	586	585	583	586	579	594	599
MEANS	648	651	653	654	653	649	639	628	623	630	654	678	685	682	670	650	638	632	632	634	633	634	641	640	647

TABLE 215

EARTH-CURRENT POTENTIALS AT WATHEROO MAGNETIC OBSERVATORY

SEPTEMBER 1939 EXPRESSED IN TENTHS OF MILLIVOLTS — VALUES POSITIVE EXCEPT AS INDICATED SEPTEMBER 1939

(THE TABULAR VALUES ARE AVERAGES FOR SUCCESSIVE PERIODS OF ONE HOUR AS INDICATED 120° EAST MERIDIAN MEAN TIME)

COMPONENT EASTWARD LINE OR LENGTH IN KMS 9.90 DIRECTION TRUE E

DAY	0-1	1-2	2-3	3-4	4-5	5-6	6-7	7-8	8-9	9-10	10-11	11-12	12-13	13-14	14-15	15-16	16-17	17-18	18-19	19-20	20-21	21-22	22-23	23-24	MEAN
1	915	912	913	918	914	917	918	920	935	935	936	934	917	910	903	908	917	922	929	932	940	938	940	942	924
2	935	920	918	921	919	921	921	932	934	943	932	934	916	908	920	904	919	929	934	946	947	951	952	953	930
3	...	...	...	...	...	...	...	...	...	...	...	...	...	...	...	...	...	...	...	...	...	...	...	...	...
4	938	920	927	930	899	920	930	920	942	966	963	942	939	935	933	922	931	929	937	935	936	942	949	947	935
5	943	941	939	933	927	932	933	927	939	936	954	958	943	945	934	927	937	941	945	947	947	949	949	948	941
6	947	945	925	938	938	938	937	946	940	934	940	951	942	952	934	929	922	919	928	930	936	937	937	931	936
7	923	935	929	920	918	930	933	930	936	960	957	944	930	919	942	911	929	924	935	942	941	942	934	940	934
8	941	926	935	937	928	927	923	919	923	942	952	931	945	939	932	950	937	943	923	928	937	941	948	956	936
9	952	948	941	935	931	925	923	921	909	967	945	930	949	968	1005	958	974	975	991	990	959	920	932	895	948
10	935	931	906	931	923	937	928	941	987	955	949	947	945	925	934	960	937	933	942	946	952	992	940	943	944
11	932	943	924	939	935	955	957	942	941	953	932	942	965	961	971	941	953	958	956	959	960	953	944	946	948
12	950	953	950	951	958	959	961	951	943	943	969	930	933	935	950	975	963	984	981	976	973	978	961	961	958
13	962	964	961	967	983	979	1003	983	891	896	905	910	901	905	907	907	916	919	921	929	923	905	907	907	...
14	908	904	906	913	910	916	911	903	912	915	944	916	897	883	897	908	921	925	936	941	952	939	920	930	917
15	903	898	906	910	913	920	918	933	943	922	915	915	914	911	914	912	919	917	927	934	937	929	935	926	920
16	914	911	916	924	925	926	929	940	946	945	949	927	927	923	907	915	916	924	940	943	955	941	939	930	930
17	932	927	911	917	921	925	935	952	950	944	954	959	947	966	927	900	937	924	959	964	1005	999	924	963	943
18	966	964	940	913	913	967	964	967	960	935	927	928	924	941	920	926	940	930	925	938	947	962	961	943	941
19	...	...	...	...	...	...	...	...	...	...	...	...	...	...	...	...	...	...	...	...	...	...	...	...	...
20	963	917	941	911	933	927	935	912	911	905	...	...	...	...	...	...	...	...	...	...	...	...	...	...	...
21	915	908	895	912	910	909	912	908	922	913	930	915	925	930	906	921	902	922	924	905	922	913	931	928	916
22	923	932	937	930	921	911	919	923	923	925	896	905	935	914	913	953	946	930	940	910	931	932	933	933	924
23	925	930	925	927	930	931	910	914	933	928	923	929	927	912	927	936	935	930	924	937	923	932	933	933	927
24	933	938	935	941	940	920	926	932	944	956	942	924	924	921	937	941	941	935	943	923	925	930	937	935	934
25	931	925	920	926	923	926	912	935	941	945	921	921	924	932	924	942	927	943	964	967	940	936	947	948	935
26	962	941	934	937	934	913	932	943	930	955	977	953	945	916	937	941	925	941	967	980	975	983	976	956	948
27	952	961	949	994	990	979	978	970	947	889	890	901	896	883	892	905	114	908	905	903	907	908	904	901	...
28	908	901	896	906	900	896	904	919	921	920	901	888	884	888	883	914	898	913	913	918	919	923	918	913	906
29	888	912	907	905	910	911	913	917	921	920	913	903	893	903	900	893	911	913	918	921	920	918	911	913	910
30	912	911	912	909	911	909	916	919	922	923	923	918	910	891	898	916	926	928	943	949	952	937	940	925	921
MEANS	929	926	923	925	922	926	927	930	936	939	938	930	928	925	926	928	930	933	941	942	945	945	940	938	932

TABLE 216

EARTH-CURRENT POTENTIALS AT WATHEROO MAGNETIC OBSERVATORY

OCTOBER 1939

EXPRESSED IN TENTHS OF MILLIVOLTS — VALUES POSITIVE EXCEPT AS INDICATED

(THE TABULAR VALUES ARE AVERAGES FOR SUCCESSIVE PERIODS OF ONE HOUR AS INDICATED 120° EAST MERIDIAN MEAN TIME)

OCTOBER 1939

COMPONENT NORTHWARD LINE OG LENGTH IN KMS 3.425 DIRECTION TRUE N

DAY	0-1	1-2	2-3	3-4	4-5	5-6	6-7	7-8	8-9	9-10	10-11	11-12	12-13	13-14	14-15	15-16	16-17	17-18	18-19	19-20	20-21	21-22	22-23	23-24	MEAN
1	604	605	606	593	613	611	606	620	582	580	600	620	624	619	610	595	587	587	584	590	591	588	591	592	600
2	596	595	591	601	594	602	579	561	564	585	607	629	637	632	614	594	584	580	590	593	586	586	590	591	595
3	595	597	596	597	597	597	574	567	563	598	615	645	639	638	627	586	590	523	529	542	519	532	553	585	584
4	...	...	...	...	...	...	...	...	...	...	...	...	...	...	...	...	...	...	...	...	...	...	...	...	...
5	582	579	593	565	567	565	556	542	560	571	587	609	615	598	579	574	567	543	540	581	550	566	567	580	572
6	577	577	578	612	560	560	547	549	579	599	603	621	619	593	545	567	562	548	573	558	563	577	571	575	576
7	578	584	586	603	591	551	548	555	566	579	596	608	611	612	603	586	568	561	571	577	574	571	560	559	579
8	546	571	581	592	586	556	574	552	562	585	610	603	607	610	586	582	566	570	572	578	580	581	570	584	579
9	584	584	587	575	595	594	561	558	564	595	590	596	607	614	603	563	563	582	579	578	540	530	602	594	581
10	592	610	608	617	578	571	567	561	574	600	626	639	628	617	591	565	565	575	579	583	587	584	589	588	591
11	592	598	593	590	579	577	569	557	573	587	600	631	617	611	583	564	556	570	573	564	566	564	569	575	582
12	573	570	583	579	572	576	579	530	539	577	597	618	625	607	585	571	556	558	564	566	568	571	575	578	576
13	576	576	576	578	579	566	559	544	...	...	...	...	...	...	...	...	...	...	...	...	...	...	...	...	...
14	...	...	...	...	...	...	...	...	...	...	...	...	...	...	...	...	...	...	...	...	...	...	...	...	...
15	...	...	...	...	...	...	...	...	...	...	...	...	...	...	...	...	...	...	...	...	...	...	...	...	...
16	564	619	551	594	591	582	576	570	570	601	621	626	624	630	600	582	548	561	558	570	549	570	562	580	583
17	604	598	579	605	603	585	579	583	571	594	621	634	637	622	605	584	563	568	541	571	595	599	558	592	591
18	586	608	590	591	616	597	581	569	570	569	606	621	632	625	589	571	559	559	540	556	550	553	561	549	581
19	572	568	577	606	597	574	571	568	569	566	596	610	613	596	599	581	557	535	537	569	564	558	560	563	575
20	553	590	601	593	558	560	564	563	558	560	580	601	620	623	600	572	558	551	559	565	565	567	570	568	575
21	569	568	575	569	570	563	556	553	558	565	593	621	631	633	616	578	548	555	551	563	561	533	568	592	574
22	584	582	583	574	571	562	571	553	557	566	591	620	624	621	601	572	565	564	564	570	574	588	583	584	580
23	589	589	588	600	598	560	548	563	570	595	630	639	650	631	607	578	575	...	...	...	...	...	...	...	...
24	600	607	610	606	594	585	573	560	570	591	620	640	640	638	627	602	607	602	603	617	620	622	629	625	607
25	626	631	631	614	617	605	587	591	588	596	622	640	654	638	618	583	569	564	575	584	577	598	603	600	605
26	605	602	600	599	592	580	572	570	580	611	638	659	658	641	619	595	567	572	587	589	588	587	591	594	600
27	592	607	615	616	596	569	559	564	581	600	618	645	648	635	614	598	573	576	583	585	585	583	589	595	597
28	595	594	598	598	592	577	566	567	576	607	643	668	660	633	605	585	568	571	582	560	584	604	601	599	597
29	602	599	608	609	594	584	570	585	578	589	640	665	647	632	619	587	574	577	587	585	592	589	593	603	600
30	603	601	604	602	607	592	581	572	596	606	638	644	649	640	625	598	588	591	594	590	584	585	579	604	603
31	610	610	612	619	603	592	582	584	589	628	642	660	664	641	624	592	587	574	587	587	580	583	584	589	605
MEANS	588	594	594	597	590	580	571	566	571	589	612	630	632	623	603	582	569	566	569	576	573	576	580	586	588

TABLE 217

EARTH-CURRENT POTENTIALS AT WATHEROO MAGNETIC OBSERVATORY

OCTOBER 1939 EXPRESSED IN TENTHS OF MILLIVOLTS — VALUES POSITIVE EXCEPT AS INDICATED OCTOBER 1939

(THE TABULAR VALUES ARE AVERAGES FOR SUCCESSIVE PERIODS OF ONE HOUR AS INDICATED 120° EAST MERIDIAN MEAN TIME)

COMPONENT EASTWARD LINE OR LENGTH IN KMS 9.90 DIRECTION TRUE E

DAY	0-1	1-2	2-3	3-4	4-5	5-6	6-7	7-8	8-9	9-10	10-11	11-12	12-13	13-14	14-15	15-16	16-17	17-18	18-19	19-20	20-21	21-22	22-23	23-24	MEAN
1	908	907	910	891	921	911	911	923	945	950	920	914	923	911	899	909	907	913	921	926	921	930	931	920	918
2	927	909	904	910	924	921	923	930	934	927	921	917	917	902	904	918	917	917	920	931	932	941	927	934	921
3	...	...	...	...	...	...	...	...	...	...	...	...	...	...	...	...	...	...	...	...	...	...	...	...	...
4	...	...	...	...	...	...	...	...	...	...	...	...	...	...	...	...	...	...	...	...	...	...	...	...	...
5	...	...	...	...	...	...	...	...	...	...	...	...	...	...	...	...	...	...	...	...	...	...	...	...	...
6	...	...	...	...	...	...	...	...	...	...	...	...	...	...	...	...	...	...	...	...	...	...	...	...	...
7	852	910	905	876	884	918	892	896	896	902	887	886	899	891	899	892	900	902	887	898	904	911	920	921	897
8	939	920	911	870	911	928	912	907	920	919	913	890	886	890	904	895	909	902	907	903	909	905	897	909	906
9	...	...	...	...	...	...	...	...	...	...	...	...	...	...	...	...	...	...	...	...	...	...	...	...	...
10	903	898	908	885	936	917	909	908	898	886	885	890	897	912	917	923	920	915	913	918	913	917	904	911	908
11	912	912	920	921	923	916	912	903	910	909	897	858	882	878	889	904	918	902	910	913	901	916	905	904	904
12	891	905	898	901	902	910	899	910	900	909	918	924	901	888	894	899	900	906	911	904	902	908	900	898	903
13	...	...	...	...	...	...	...	...	...	...	...	...	...	...	...	...	...	...	...	...	...	...	...	...	...
14	...	...	...	...	...	...	...	...	...	...	...	...	...	...	...	...	...	...	...	...	...	...	...	...	...
15	...	...	...	...	...	...	...	...	...	...	...	...	...	...	...	...	...	...	...	...	...	...	...	...	...
16	922	889	916	920	921	944	946	967	967	953	949	940	926	903	893	930	916	939	951	937	933	930	957	936	933
17	941	935	940	945	926	943	962	939	935	938	969	915	900	957	909	920	924	919	965	950	935	939	938	929	936
18	957	946	928	964	947	950	944	973	...	...	...	...	...	...	...	...	...	...	...	...	...	...	...	...	...
19	938	918	910	887	901	893	908	921	908	910	903	930	929	921	918	920	931	951	898	901	922	912	922	882	914
20	922	923	876	880	911	924	918	918	928	933	929	917	905	884	891	903	918	916	920	912	912	920	920	924	913
21	920	920	919	917	909	912	911	922	925	936	927	925	898	905	871	904	929	950	931	925	929	980	941	911	922
22	920	926	894	930	940	929	942	917	929	920	925	925	909	906	923	936	939	931	930	928	929	928	930	932	926
23	937	935	936	901	911	943	945	945	955	943	910	906	910	920	927	951	972	...	...	...	...	...	...	...	...
24	947	936	942	944	953	970	946	951	939	931	937	930	924	925	935	945	968	984	983	981	981	980	980	988	954
25	984	987	977	993	984	999	996	996	967	951	933	915	923	925	913	967	957	943	962	968	963	952	927	944	959
26	945	943	942	948	957	959	953	956	959	957	937	919	925	935	951	987	992	974	966	957	980	972	962	961	956
27	959	947	951	934	935	971	972	968	964	965	947	928	926	932	936	939	978	969	975	963	962	971	962	955	954
28	957	966	958	961	957	967	973	977	982	962	943	927	932	957	965	953	938	965	984	1009	1004	950	962	966	963
29	965	947	959	974	982	965	984	981	974	990	980	959	943	957	942	967	966	969	976	975	975	984	985	957	969
30	968	958	958	970	955	972	977	998	1001	990	942	959	944	947	957	972	977	975	975	986	1004	1001	993	980	973
31	971	968	968	967	974	981	989	994	1004	981	958	965	960	948	949	983	975	977	971	972	983	960	960	959	972
MEANS	933	930	927	925	934	940	940	942	942	939	929	921	917	918	917	932	937	939	941	941	943	943	939	934	933

TABLE 218

EARTH-CURRENT POTENTIALS AT WATHEROO MAGNETIC OBSERVATORY

NOVEMBER 1939 — EXPRESSED IN TENTHS OF MILLIVOLTS — VALUES POSITIVE EXCEPT AS INDICATED — NOVEMBER 1939

(THE TABULAR VALUES ARE AVERAGES FOR SUCCESSIVE PERIODS OF ONE HOUR AS INDICATED 120° EAST MERIDIAN MEAN TIME)

COMPONENT NORTHWARD LINE OQ LENGTH IN KMS 3.425 DIRECTION TRUE N

DAY	0-1	1-2	2-3	3-4	4-5	5-6	6-7	7-8	8-9	9-10	10-11	11-12	12-13	13-14	14-15	15-16	16-17	17-18	18-19	19-20	20-21	21-22	22-23	23-24	MEAN
1	599	592	605	604	594	588	580	571	572	595	618	613	612	615	597	575	560	570	571	566	573	573	574	572	587
2	570	581	571	583	584	577	568	559	562	589	620	639	637	612	583	555	557	561	573	578	579	577	577	580	582
3	580	581	586	582	583	570	568	554	569	579	602	624	634	628	607	583	565	557	574	561	571	589	584	580	584
4	577	588	585	586	580	573	562	572	570	574	601	615	625	624	612	587	583	577	571	591	583	584	580	584	587
5	582	590	594	588	585	579	571	561	562	573	600	620	636	643	612	591	578	575	581	598	595	586	584	584	590
6	601	603	597	594	583	581	567	565	575	595	625	641	635	617	606	586	572	580	585	591	590	593	597	591	595
7	582	604	591	595	593	587	570	581	589	600	611	614	616	613	602	594	582	588	588	596	592	594	597	575	594
8	577	607	614	601	597	580	577	580	579	580	589	603	601	603	591	562	551	555	564	564	565	562	578	574	581
9	574	579	580	574	572	561	555	555	562	576	588	601	616	604	595	577	570	567	584	582	581	587	587	584	580
10	581	597	598	589	590	582	574	571	581	585	620	629	635	610	598	590	584	581	586	584	584	585	582	586	592
11	592	590	601	602	589	590	582	576	581	602	621	639	631	621	605	587	586	571	576	580	576	578	578	587	593
12	588	590	601	579	584	569	575	576	583	594	620	640	649	624	608	589	586	585	555	559	574	581	572	571	590
13	601	611	608	602	598	592	582	570	583	600	623	680	631	630	622	601	577	561	520	544	591	580	583	603	596
14	608	599	618	630	629	573	565	569	598	619	634	652	653	625	620	610	600	589	572	609	600	591	604	603	607
15	602	612	621	620	622	610	621	586	586	597	617	633	624	630	620	589	586	582	592	594	586	588	592	610	605
16	600	607	612	619	604	591	584	571	587	605	628	641	645	637	607	587	578	579	590	586	590	589	590	589	601
17	596	599	594	597	593	583	573	569	571	590	607	634	645	646	624	599	571	562	569	571	572	567	575	571	591
18	570	576	573	588	578	566	555	561	582	591	611	621	615	617	590	589	572	568	573	578	578	571	571	576	582
19	583	580	581	582	572	557	558	560	583	601	613	628	613	610	597	583	580	573	579	585	576	568	512	588	582
20	590	587	589	589	572	570	560	560	601	617	638	632	605	610	580	573	569	582	590	596	589	586	582	587	590
21	584	592	596	593	589	575	566	559	564	591	634	636	640	630	602	581	574	575	586	589	588	591	591	594	592
22	592	594	589	592	585	575	570	567	...	...	...	...	...	...	...	...	...	...	...	...	...	...	...	...	...
23	...	...	...	...	...	...	...	...	...	...	...	...	...	...	...	...	...	...	...	...	...	...	...	...	...
24	571	575	575	568	570	554	542	557	569	589	607	616	619	607	587	574	568	567	573	573	562	571	565	579	577
25	575	576	575	570	558	576	556	544	573	610	603	610	612	591	586	560	556	552	562	555	558	572	575	575	574
26	573	579	581	567	561	570	558	562	575	604	620	628	624	616	574	570	554	554	543	573	582	568	559	569	578
27	574	586	584	587	590	554	546	545	582	597	622	631	636	609	603	575	571	569	574	564	579	581	581	584	584
28	582	591	590	590	582	572	564	577	590	613	638	631	630	617	601	583	549	533	533	541	541	539	549	550	579
29	563	552	556	556	553	545	542	533	551	576	609	615	613	596	582	556	542	536	555	548	543	543	552	549	561
30	572	568	568	559	556	558	541	533	558	585	597	604	597	589	580	563	552	553	554	560	553	546	551	570	565
MEANS	584	589	591	589	584	574	566	564	576	594	615	628	626	617	600	581	570	568	570	576	577	576	576	581	586

TABLE 219

EARTH-CURRENT POTENTIALS AT WATHEROO MAGNETIC OBSERVATORY

NOVEMBER 1939 EXPRESSED IN TENTHS OF MILLIVOLTS — VALUES POSITIVE EXCEPT AS INDICATED NOVEMBER 1939

(THE TABULAR VALUES ARE AVERAGES FOR SUCCESSIVE PERIODS OF ONE HOUR AS INDICATED 120° EAST MERIDIAN MEAN TIME)

COMPONENT EASTWARD LINE OR LENGTH IN KMS 9.90 DIRECTION TRUE E

DAY	0-1	1-2	2-3	3-4	4-5	5-6	6-7	7-8	8-9	9-10	10-11	11-12	12-13	13-14	14-15	15-16	16-17	17-18	18-19	19-20	20-21	21-22	22-23	23-24	MEAN
1	954	953	963	961	958	964	975	981	972	941	921	915	920	921	925	937	942	937	938	969	947	931	939	941	946
2	941	926	913	943	939	936	941	952	950	938	923	920	924	933	938	941	940	949	948	947	941	948	947	946	938
3	942	932	927	936	928	934	933	950	958	966	961	950	946	930	928	932	942	946	941	944	955	945	953	941	942
4	954	941	933	934	934	943	948	944	956	955	957	950	923	947	942	938	940	939	944	953	947	947	952	956	945
5	943	946	948	947	947	941	938	954	952	963	965	949	932	943	940	940	951	984	981	939	943	956	954	958	951
6	939	948	946	953	955	947	944	951	954	943	924	919	929	946	968	966	963	960	960	952	953	948	951	962	949
7	959	951	975	957	942	954	948	961	950	949	933	934	947	962	975	966	962	963	957	961	951	956	955	954	955
8	965	980	972	964	964	966	961	960	950	914	911	904	916	917	919	924	933	940	919	923	928	921	915	928	937
9	929	930	928	930	937	930	927	930	934	917	913	905	915	924	956	941	968	955	952	953	942	938	950	950	936
10	949	942	947	951	947	943	944	950	954	942	936	937	939	941	948	960	974	969	953	953	954	945	940	953	949
11	949	951	958	967	964	959	962	960	959	948	945	938	934	938	959	960	968	976	977	965	957	946	928	932	954
12	...	...	...	...	...	...	...	...	...	...	...	...	...	...	...	...	...	...	...	...	...	...	...	...	...
13	...	...	...	...	...	...	...	...	...	...	...	...	...	...	...	...	...	...	...	...	...	...	...	...	...
14	...	...	...	...	...	...	...	...	...	...	...	...	...	...	...	...	...	...	...	...	...	...	...	...	...
15	...	...	...	...	...	...	...	...	...	...	...	...	...	...	...	...	...	...	...	...	...	...	...	...	...
16	...	...	...	...	...	...	...	...	...	...	...	...	...	...	...	...	...	...	...	...	...	...	...	...	...
17	...	...	...	...	...	...	...	...	...	...	...	...	...	...	...	...	...	...	...	...	...	...	...	...	...
18	885	880	879	864	864	884	874	882	882	885	873	873	903	893	908	891	911	917	902	912	912	917	919	916	893
19	916	913	910	913	908	911	923	923	915	903	909	907	907	916	924	925	927	920	929	923	928	938	960	933	920
20	932	880	938	963	947	930	932	962	933	920	917	929	950	950	948	957	951	943	929	930	936	938	942	951	938
21	943	947	941	950	950	947	945	955	957	956	937	930	933	935	964	967	959	940	942	960	944	950	946	947	948
22	...	...	...	...	...	...	...	...	...	...	...	...	...	...	...	...	...	...	...	...	...	...	...	...	...
23	...	...	...	...	...	...	...	...	...	...	...	...	...	...	...	...	...	...	...	...	...	...	...	...	...
24	933	929	929	943	935	933	945	941	930	914	921	920	923	927	929	930	930	927	933	935	937	934	937	923	931
25	941	924	931	951	968	940	925	944	965	934	936	946	952	984	972	930	942	965	953	957	944	924	910	922	944
26	919	930	928	935	924	926	946	971	964	947	926	941	915	951	917	941	957	968	947	938	940	943	934	947	940
27	952	941	960	945	941	962	959	980	960	958	949	948	935	938	938	946	950	954	953	950	947	946	948	952	950
28	...	...	...	...	...	...	...	...	...	...	...	...	...	...	...	...	...	...	...	...	...	...	...	...	...
29	895	899	896	900	905	904	916	934	930	915	888	881	890	887	878	907	917	934	927	926	923	923	880	923	907
30	898	902	897	903	914	911	920	929	919	913	904	900	900	900	914	923	919	921	914	911	916	922	923	917	912
MEANS	935	931	934	939	937	936	938	948	945	934	926	924	925	932	938	939	945	948	943	943	940	939	937	941	937

TABLE 220

EARTH-CURRENT POTENTIALS AT WATHEROO MAGNETIC OBSERVATORY

DECEMBER 1939

EXPRESSED IN TENTHS OF MILLIVOLTS — VALUES POSITIVE EXCEPT AS INDICATED

DECEMBER 1939

(THE TABULAR VALUES ARE AVERAGES FOR SUCCESSIVE PERIODS OF ONE HOUR AS INDICATED 120° EAST MERIDIAN MEAN TIME)

COMPONENT NORTHWARD LINE OQ LENGTH IN KMS 3.425 DIRECTION TRUE N

DAY	0-1	1-2	2-3	3-4	4-5	5-6	6-7	7-8	8-9	9-10	10-11	11-12	12-13	13-14	14-15	15-16	16-17	17-18	18-19	19-20	20-21	21-22	22-23	23-24	MEAN
1	561	566	556	560	554	549	538	552	546	580	600	602	592	600	591	573	561	550	547	557	566	564	560	562	566
2	561	560	575	578	546	550	543	545	564	577	601	598	594	590	596	586	570	562	564	566	561	557	563	558	569
3	571	570	568	575	556	572	543	549	554	566	593	613	604	605	604	598	567	570	567	575	573	569	566	567	575
4	570	575	580	580	569	563	567	538	569	595	598	605	606	598	593	590	575	574	577	584	581	582	577	580	580
5	576	575	575	575	573	561	569	569	576	598	613	617	616	615	605	593	586	598	610	600	604	574	592	609	591
6	570	604	643	612	597	614	614	602	597	605	630	623	618	611	603	589	574	571	579	588	588	581	575	584	599
7	588	591	592	576	...	...	...	...	...	...	...	...	...	...	...	...	...	...	...	...	...	...	...	...	...
8	569	566	593	597	598	578	580	581	590	595	636	647	651	644	614	592	554	584	586	562	573	577	583	622	595
9	568	590	606	626	574	564	578	575	602	623	627	630	639	602	605	576	564	575	577	577	573	564	600	597	592
10	602	580	624	584	585	573	571	574	606	620	640	646	631	621	603	582	568	582	592	600	582	575	624	596	598
11	611	601	604	610	613	586	577	579	603	634	644	654	648	620	620	598	579	591	596	601	597	588	608	604	607
12	604	610	610	600	605	583	580	582	602	616	661	667	667	648	...	...	...	...	...	...	...	...	...	...	...
13	662	664	671	672	665	653	659	623	640	644	656	657	655	648	641	630	631	630	651	660	666	650	639	645	650
14	650	654	658	655	655	642	627	620	629	638	652	659	660	657	650	640	637	637	640	640	642	642	638	639	644
15	640	645	645	640	638	634	620	618	639	647	651	667	676	674	675	653	641	633	645	658	667	659	659	662	649
16	680	689	692	690	683	668	660	660	680	679	690	690	696	698	695	680	669	660	670	685	683	680	671	682	680
17	682	674	688	680	681	659	653	662	682	674	696	696	700	695	691	681	672	670	681	680	684	680	682	674	680
18	685	687	680	680	677	660	640	634	638	649	661	665	666	656	652	649	643	650	644	650	655	660	658	655	658
19	656	660	660	659	655	650	641	630	639	660	675	675	677	670	661	652	669	670	672	678	680	680	680	680	664
20	675	677	680	680	676	664	658	657	658	680	687	690	691	688	670	655	650	656	661	661	665	664	660	661	669
21	664	660	666	662	660	641	640	635	647	660	680	679	683	688	661	639	634	627	634	660	621	623	629	649	652
22	665	662	645	668	637	646	629	631	670	673	688	681	688	670	668	674	642	646	648	651	643	620	660	677	658
23	662	686	673	668	658	650	640	655	684	690	695	699	691	678	667	660	660	654	655	678	685	685	688	684	673
24	690	693	682	677	667	664	666	654	680	715	720	722	698	703	669	669	666	649	677	690	686	681	675	695	683
25	702	700	692	690	692	651	653	655	681	720	737	737	709	706	684	680	674	682	684	690	686	677	688	715	691
26	701	700	703	700	683	693	669	680	707	734	750	754	740	719	689	660	664	671	681	685	688	694	688	710	698
27	710	711	710	706	693	678	661	679	...	...	...	...	...	...	...	...	...	...	...	...	...	...	...	...	...
28	...	...	...	...	...	...	...	...	...	...	...	...	...	...	...	...	...	...	...	...	...	...	...	...	...
29	735	742	734	735	737	731	718	722	730	736	795	842	814	762	725	713	725	728	732	731	736	722	752	721	742
30	750	753	758	747	738	735	730	728	733	742	770	786	779	784	769	759	749	748	746	741	732	744	748	749	751
31	747	745	755	755	746	739	734	746	745	755	776	788	794	793	779	760	767	759	760	756	748	750	756	754	759
MEANS	645	647	652	650	641	633	627	625	640	655	673	679	675	666	655	642	633	634	640	645	643	639	645	649	647

TABLE 221

EARTH-CURRENT POTENTIALS AT WATHEROO MAGNETIC OBSERVATORY

DECEMBER 1939 EXPRESSED IN TENTHS OF MILLIVOLTS — VALUES POSITIVE EXCEPT AS INDICATED DECEMBER 1939

(THE TABULAR VALUES ARE AVERAGES FOR SUCCESSIVE PERIODS OF ONE HOUR AS INDICATED 120° EAST MERIDIAN MEAN TIME)

COMPONENT EASTWARD LINE OR LENGTH IN KMS 9.90 DIRECTION TRUE E

DAY	0-1	1-2	2-3	3-4	4-5	5-6	6-7	7-8	8-9	9-10	10-11	11-12	12-13	13-14	14-15	15-16	16-17	17-18	18-19	19-20	20-21	21-22	22-23	23-24	MEAN
1	916	913	913	909	924	913	928	916	923	905	901	913	927	951	878	900	912	932	927	933	919	929	919	920	918
2	932	933	906	903	931	928	933	930	929	913	922	930	935	927	927	926	922	920	922	929	939	940	938	933	927
3	927	933	935	922	935	918	930	940	945	942	951	938	929	933	937	913	924	935	917	922	933	940	942	945	933
4	946	935	937	936	930	939	911	962	960	928	950	958	967	958	940	928	913	928	940	940	936	938	944	952	941
5	950	954	949	942	943	945	937	939	941	941	950	943	942	945	953	947	961	985	982	998	1010	1037	1020	965	962
6	1019	1020	975	987	1011	985	981	984	972	956	941	930	950	946	934	940	951	946	936	945	932	945	944	962	962
7	...	...	...	...	...	...	...	...	...	...	...	...	...	...	...	...	...	...	...	...	...	...	...	...	...
8	985	976	965	980	973	986	974	950	943	963	965	943	944	956	970	943	954	960	958	981	953	934	939	954	960
9	969	996	950	952	993	992	988	995	958	936	942	931	945	964	963	980	987	986	976	969	945	960	973	941	966
10	982	975	950	999	994	992	1000	982	952	947	955	957	941	978	961	981	996	994	976	974	971	986	948	963	971
11	985	982	985	983	982	997	1006	1011	996	974	961	968	972	962	968	985	1027	984	996	990	985	991	987	979	986
12	987	969	979	997	1009	1006	1005	1023	1019	1017	1004	980	977	...	...	...	...	...	...	...	...	...	...	...	...
13	1158	1144	1156	1173	1160	1169	1151	1167	1181	1172	1154	1133	1135	1097	1108	1137	1124	1132	1106	1110	1130	1149	1128	1120	1141
14	1122	1125	1120	1125	1126	1129	1140	1158	1155	1154	1139	1122	1111	1108	1112	1113	1119	1120	1138	1140	1140	1134	1129	1142	1130
15	1136	1130	1131	1129	1128	1134	1139	1170	1156	1154	1144	1144	1149	1142	1126	1142	1112	1117	1141	1132	1149	1145	1161	1156	1140
16	1140	1143	1142	1127	1139	1161	1162	1151	1157	1151	1150	1141	1128	1126	1125	1129	1135	1150	1139	1141	1150	1143	1158	1149	1142
17	1147	1163	1162	1165	1166	1158	1170	1160	1161	1173	1154	1164	1154	1155	1139	1161	1145	1150	1145	1152	1165	1165	1139	1161	1156
18	1163	1160	1157	1164	1152	1149	1165	1156	1163	1158	1151	1134	1141	1160	1177	1178	1171	1169	1167	1170	1171	1169	1177	1176	1162
19	1174	1173	1179	1176	1169	1165	1170	1191	1192	1161	1148	1160	1164	1166	1180	1185	1155	1140	1129	1125	1136	1145	1144	1145	....
20	1145	1146	1147	1147	1144	1141	1141	1145	1130	1105	1115	1124	1122	1126	1137	1135	1133	1125	1120	1122	1111	1125	1128	1125	1131
21	1130	1140	1136	1119	1122	1120	1124	1118	1126	1114	1126	1118	1141	1135	1174	1175	1149	1190	1171	1100	1125	1172	1190	1131	1139
22	1130	1133	1127	1117	1161	1140	1165	1167	1097	1096	1110	1146	1119	1125	1142	1140	1185	1118	1151	1133	1140	1176	1150	1078	1135
23	1162	1159	1149	1148	1151	1144	1154	1137	1130	1123	1118	1123	1109	1160	1152	1153	1161	1152	1161	1138	1134	1128	1136	1147	1143
24	1142	1141	1159	1165	1163	1164	1150	1156	1149	1103	1109	1130	1131	1160	1184	1165	1166	1162	1141	1148	1153	1120	1170	1160	1150
25	1136	1132	1154	1170	1170	1201	1180	1181	1165	1155	1110	1101	1116	1152	1179	1185	1179	1170	1157	1156	1146	1150	1150	1153	1156
26	1159	1160	1158	1174	1176	1158	1170	1180	1167	1160	1140	1100	1110	1130	1140	1179	1186	1190	1195	1185	1179	1164	1149	1165	1161
27	1167	1166	1166	1169	1178	1170	1183	1160	1165	1151	1126	1090	1069	1163	1149	1173	1205	1214	1164	1172	1168	1174	1185	1148	1162
28	1182	1167	1143	1140	1198	1191	1185	1180	1172	1170	1170	1158	1151	1171	1176	1164	1164	1202	1200	1189	1175	1170	1148	1167	1172
29	1169	1128	1187	1191	1183	1182	1183	1182	1220	1212	1214	1132	1100	1148	1171	1189	1196	1200	1194	1194	1184	1180	1174	1171	1178
30	1182	1185	1160	1173	1186	1186	1193	1215	1209	1200	1189	1181	1177	1187	1171	1184	1171	1179	1180	1195	1191	1207	1186	1200	1187
31	1169	1191	1193	1186	1191	1182	1192	1202	1201	1206	1206	1194	1185	1180	1187	1193	1200	1192	1187	1191	1196	1205	1193	1200	1193
MEANS	1082	1083	1079	1082	1090	1088	1090	1093	1086	1077	1074	1066	1064	1077	1078	1084	1087	1089	1085	1084	1083	1088	1086	1081	1082

TABLE 222

EARTH-CURRENT POTENTIALS AT WATHEROO MAGNETIC OBSERVATORY

JANUARY 1940 — EXPRESSED IN TENTHS OF MILLIVOLTS — VALUES POSITIVE EXCEPT AS INDICATED — JANUARY 1940

(THE TABULAR VALUES ARE AVERAGES FOR SUCCESSIVE PERIODS OF ONE HOUR AS INDICATED 120° EAST MERIDIAN MEAN TIME)

COMPONENT NORTHWARD LINE OQ LENGTH IN KMS 3.425 DIRECTION TRUE N

DAY	0-1	1-2	2-3	3-4	4-5	5-6	6-7	7-8	8-9	9-10	10-11	11-12	12-13	13-14	14-15	15-16	16-17	17-18	18-19	19-20	20-21	21-22	22-23	23-24	MEAN
1	753	759	759	764	754	746	747	741	...	...	...	...	...	...	...	...	...	...	...	...	...	...	...	...	...
2	...	...	...	...	...	...	...	...	...	...	...	...	...	...	...	...	...	...	...	...	...	...	...	...	...
3	618	614	614	615	616	620	623	633	608	614	619	646	638	634	635	622	617	589	584	592	591	598	588	522	610
4	596	631	624	623	646	626	618	637	629	639	642	648	623	624	627	622	630	638	622	595	612	614	635	597	625
5	622	624	631	600	622	608	610	627	616	634	659	665	641	624	619	622	631	637	629	620	616	617	612	619	625
6	621	622	617	611	615	625	618	639	616	635	650	655	656	628	633	620	638	643	629	612	610	623	603	615	626
7	646	623	687	614	624	618	617	624	653	669	677	682	666	654	625	628	632	629	622	605	610	600	614	631	635
8	633	636	646	624	623	663	610	605	636	648	660	675	656	635	621	623	628	636	633	622	623	621	611	624	633
9	629	641	638	642	625	619	612	620	629	643	662	663	657	639	628	630	629	626	618	607	599	614	627	612	630
10	624	637	623	630	606	613	605	621	623	652	673	671	653	646	640	627	622	619	613	610	607	545	540	630	622
11	591	660	610	683	642	602	619	608	614	614	650	647	643	613	611	610	589	576	607	580	587	582	571	581	612
12	591	593	592	611	580	574	617	569	587	607	636	624	628	621	591	602	598	590	592	570	567	611	578	574	596
13	598	584	628	617	595	610	561	561	595	614	622	625	621	602	596	589	585	585	575	587	582	577	577	582	594
14	580	586	592	597	587	581	571	572	560	568	590	625	642	633	609	584	570	564	567	577	578	570	572	575	585
15	573	577	577	580	569	555	560	559	560	576	580	586	585	583	574	567	565	560	548	546	547	554	546	550	566
16	567	562	561	554	558	540	538	536	530	549	572	598	603	598	575	553	538	544	553	550	530	515	562	560	556
17	547	563	545	543	540	545	551	539	554	551	580	567	584	585	554	572	561	541	533	532	531	509	502	561	550
18	517	530	559	557	547	538	522	553	543	547	572	584	577	585	569	550	534	549	545	526	521	523	545	453	544
19	...	...	...	...	...	...	...	...	...	...	...	...	...	...	...	...	...	...	...	...	...	...	...	...	...
20	525	536	537	523	523	522	525	515	526	567	582	553	545	522	533	533	529	524	525	523	518	513	518	516	530
21	526	537	517	528	497	493	492	492	519	543	552	536	520	520	520	527	518	597	593	502	507	499	502	503	522
22	506	503	503	499	495	486	477	491	520	538	551	533	505	487	497	505	497	492	481	478	480	478	484	479	498
23	487	474	457	480	485	463	457	459	505	525	534	525	507	501	491	465	473	475	469	494	445	469	469	471	482
24	465	467	470	471	465	440	434	454	497	509	500	514	470	454	456	460	464	453	446	436	440	440	447	431	462
25	443	456	465	457	440	433	416	442	440	469	479	496	475	481	472	446	424	436	433	433	436	384	464	472	450
26	455	466	465	462	460	446	423	427	443	465	488	497	499	486	465	443	444	445	441	445	442	443	445	449	456
27	449	450	458	461	455	435	435	425	424	454	472	468	492	494	474	444	434	436	441	440	441	443	443	433	450
28	444	454	456	456	450	442	427	427	432	465	494	510	491	460	442	424	416	426	432	445	438	439	440	440	448
29	443	444	447	442	443	434	420	407	421	440	465	475	474	473	470	442	420	411	416	429	427	404	420	420	437
30	416	434	454	459	450	438	434	407	405	435	482	491	462	463	463	440	421	398	414	425	403	436	422	402	436
31	...	...	...	...	...	...	...	...	...	...	...	...	...	...	...	...	...	...	...	...	...	...	...	...	...
MEANS	545	552	555	553	547	540	533	535	544	562	579	584	575	565	555	546	541	541	539	533	529	527	531	530	548

TABLE 223

EARTH-CURRENT POTENTIALS AT WATHEROO MAGNETIC OBSERVATORY

JANUARY 1940 EXPRESSED IN TENTHS OF MILLIVOLTS — VALUES POSITIVE EXCEPT AS INDICATED JANUARY 1940

(THE TABULAR VALUES ARE AVERAGES FOR SUCCESSIVE PERIODS OF ONE HOUR AS INDICATED 120° EAST MERIDIAN MEAN TIME)

COMPONENT EASTWARD LINE OR . LENGTH IN KMS 9.90 DIRECTION TRUE E

DAY	0-1	1-2	2-3	3-4	4-5	5-6	6-7	7-8	8-9	9-10	10-11	11-12	12-13	13-14	14-15	15-16	16-17	17-18	18-19	19-20	20-21	21-22	22-23	23-24	MEAN
1	1204	1202	1194	1192	1202	1193	1196	1204	....	....	....	....	....	....	....	....	....	....	....	....	....	....	....	....	....
2	....	....	....	....	....	....	....	....	....	....	....	....	....	....	....	....	....	....	....	....	....	....	....	....	....
3	980	986	986	989	987	983	994	972	985	1000	1005	993	991	986	986	993	999	1010	1000	975	989	981	983	1040	991
4	....	....	....	....	....	....	....	....	....	....	....	....	....	....	....	....	....	....	....	....	....	....	....	....	....
5	1010	988	983	993	983	983	981	975	969	978	987	988	978	957	966	993	980	980	972	976	981	985	982	992	982
6	993	995	992	997	1001	984	1000	975	972	993	974	997	1003	1002	974	978	981	985	990	979	1017	987	1010	982	990
7	948	1017	985	1013	1024	1011	1031	1007	998	964	960	959	964	983	992	1009	987	990	1003	990	967	990	962	1009	990
8	982	982	977	991	1000	991	1015	1015	1015	1009	991	975	977	972	977	989	996	993	994	1002	995	1000	982	991	992
9	985	992	996	989	1000	998	1000	1003	990	993	980	964	965	972	980	980	987	995	993	1004	996	999	980	975	988
10	980	977	1000	991	1028	1012	984	1004	1019	1029	1006	982	962	963	965	981	997	998	995	991	1002	1067	1085	1000	1001
11	1027	980	1025	997	1012	1006	1015	1026	1010	996	975	990	970	965	969	974	1010	1009	1013	996	980	980	1010	1017	998
12	1003	992	964	997	980	1010	1045	1035	1017	1017	1021	993	974	991	992	938	990	988	1019	987	972	1012	1015	971	997
13	1018	1004	999	998	990	988	1012	1033	1033	1029	1022	1003	998	985	990	986	985	1006	1004	1006	1015	1013	1007	1011	1006
14	1003	996	995	994	995	1002	1005	1016	1027	1023	1023	997	994	973	977	982	992	1014	1027	1013	1002	1012	1065	1085	1009
15	1088	1036	1021	1008	1020	1015	1017	1031	1025	1021	1022	1008	1006	1012	1007	1004	1010	1017	1017	1030	1027	1011	1027	1011	1020
16	1013	1011	1008	1010	1004	997	1002	1008	1038	1035	1019	994	983	986	977	999	1010	1020	1026	998	1025	1019	1007	1008	1008
17	998	971	1004	1020	1018	1007	1009	1026	1033	1034	1029	1010	980	1007	1020	966	961	981	1020	1000	1013	1029	1060	998	1008
18	990	1026	1010	994	1032	1005	1019	1008	993	999	1000	994	984	994	995	992	991	965	974	1015	1012	1007	1010	1050	1002
19	....	....	....	....	....	....	....	....	....	....	....	....	....	....	....	....	....	....	....	....	....	....	....	....	....
20	1004	993	1005	1006	1003	991	993	998	998	987	977	985	970	983	1007	999	993	998	998	1005	1004	1008	1020	1010	997
21	998	980	1001	1009	1027	1012	1013	1003	994	998	996	993	1004	1002	985	969	977	995	994	995	990	989	981	983	995
22	1003	998	1008	1004	1005	1008	1017	1016	1002	978	953	961	984	1016	993	966	968	995	980	1002	1004	993	977	977	992
23	1001	995	976	1024	1000	1010	1018	1005	1004	977	961	960	972	986	989	1011	1000	994	990	976	1003	982	995	989	992
24	992	991	990	996	994	1017	1020	1004	984	979	987	978	985	986	1000	984	943	975	1011	1000	989	997	974	965	989
25	980	980	966	952	984	1011	1018	1010	1017	1011	1011	983	951	951	978	998	982	983	987	978	967	1002	982	973	986
26	954	988	982	980	980	995	1009	1010	1004	995	984	977	964	956	971	988	992	990	994	994	997	990	984	983	986
27	985	980	977	981	995	996	999	1000	1014	999	1005	998	991	984	981	966	990	997	997	995	1002	999	982	986	992
28	990	974	980	979	987	992	1002	1011	1006	1007	997	963	954	977	986	993	1002	999	1004	1000	1005	1003	1005	996	992
29	995	995	987	983	994	1005	1005	1016	1024	1028	1016	1011	988	972	965	977	982	1009	1012	1015	1015	1026	1014	1010	1002
30	1000	994	979	980	973	983	989	1019	1024	1020	998	970	977	965	963	994	1010	1013	1009	1032	1021	983	987	1020	996
31	....	....	....	....	....	....	....	....	....	....	....	....	....	....	....	....	....	....	....	....	....	....	....	....	....
MEANS	997	993	992	995	1001	1000	1008	1009	1008	1004	996	986	980	982	984	985	989	996	1001	998	1000	1002	1003	1001	996

TABLE 224

EARTH-CURRENT POTENTIALS AT WATHEROO MAGNETIC OBSERVATORY

FEBRUARY 1940

EXPRESSED IN TENTHS OF MILLIVOLTS — VALUES POSITIVE EXCEPT AS INDICATED

(THE TABULAR VALUES ARE AVERAGES FOR SUCCESSIVE PERIODS OF ONE HOUR AS INDICATED 120° EAST MERIDIAN MEAN TIME)

FEBRUARY 1940

COMPONENT NORTHWARD LINE OC LENGTH IN KMS 3.425 DIRECTION TRUE N

DAY	0-1	1-2	2-3	3-4	4-5	5-6	6-7	7-8	8-9	9-10	10-11	11-12	12-13	13-14	14-15	15-16	16-17	17-18	18-19	19-20	20-21	21-22	22-23	23-24	MEAN
1	...	...	...	...	...	...	...	...	...	...	...	...	...	...	...	...	...	...	...	...	...	...	...	...	...
2	431	427	436	424	414	430	419	412	448	407	421	444	440	449	461	443	421	423	423	420	420	417	419	433	428
3	438	439	437	418	422	415	416	404	417	443	451	465	459	459	436	423	425	411	414	421	409	417	406	418	428
4	445	437	418	435	425	423	417	408	416	436	450	456	456	449	442	432	425	411	413	414	425	424	419	410	429
5	399	423	432	434	434	411	400	410	402	426	451	460	450	441	433	419	413	408	391	423	425	422	387	427	422
6	440	426	424	423	417	399	389	393	404	416	454	468	449	436	424	401	395	386	397	408	396	390	407	398	414
7	412	402	419	404	441	386	381	399	392	414	453	466	437	419	411	391	383	392	389	396	385	376	403	406	406
8	411	421	416	418	422	385	377	377	375	405	445	443	449	424	416	414	394	385	382	407	403	397	393	381	406
9	417	413	408	424	413	380	393	374	407	...	...	...	...	...	...	...	...	392	388	391	382	383	387	382	...
10	389	395	393	396	389	383	374	344	363	376	406	426	427	422	404	392	381	373	371	378	376	379	375	378	387
11	377	383	377	387	375	379	358	329	352	321	409	424	426	409	394	375	359	357	359	362	366	350	353	363	373
12	370	369	376	356	349	365	375	337	341	347	365	410	401	383	363	352	343	348	352	337	359	332	311	319	357
13	356	370	371	361	355	350	338	328	354	357	352	374	382	383	374	356	340	322	321	327	327	310	333	342	349
14	340	327	334	330	355	319	309	308	308	314	330	367	385	371	353	338	326	314	307	328	318	317	329	330	332
15	327	325	334	334	330	322	310	299	300	312	335	353	367	371	368	349	320	302	318	314	294	304	314	325	326
16	330	319	326	322	319	318	308	290	279	316	321	355	356	361	341	328	315	301	302	318	320	317	315	312	320
17	294	330	330	333	329	317	306	277	290	308	344	366	386	381	352	331	305	308	315	299	316	320	317	314	324
18	315	317	324	323	323	317	299	303	296	310	330	343	350	352	351	339	328	319	312	319	318	319	320	318	323
19	319	318	315	311	320	316	304	291	285	298	330	352	374	370	356	335	321	310	311	317	317	316	318	319	322
20	318	317	317	312	312	308	294	286	266	301	337	340	336	326	329	313	306	306	297	303	287	275	284	286	306
21	294	300	309	307	296	281	285	270	284	307	317	337	322	298	290	286	268	260	266	259	277	292	277	278	290
22	275	304	302	304	288	279	261	259	261	272	310	315	321	304	286	259	256	264	261	259	260	265	261	265	279
23	261	272	265	291	275	254	264	250	245	242	255	259	281	267	248	239	225	227	220	231	230	226	219	231	249
24	231	230	232	230	225	252	237	203	205	218	227	255	273	260	231	211	194	207	228	224	224	210	204	193	225
25	...	...	...	...	...	...	...	...	...	...	...	...	...	...	...	...	...	...	...	...	...	...	...	...	...
26	...	...	...	...	...	...	...	...	...	...	...	...	...	...	...	...	...	...	...	...	...	...	...	...	...
27	150	164	170	179	159	139	140	129	128	134	153	200	208	200	177	164	152	152	157	157	154	139	160	157	159
28	154	154	154	156	150	149	138	126	129	141	162	191	201	202	184	167	150	142	143	140	143	129	124	125	152
29	127	127	137	141	124	133	133	109	119	125	134	155	165	174	141	142	122	121	113	109	114	114	104	108	129
MEANS	328	332	334	333	330	321	313	302	306	318	342	361	364	356	343	328	315	310	310	315	314	310	310	313	325

TABLE 225

EARTH-CURRENT POTENTIALS AT WATHEROO MAGNETIC OBSERVATORY

EXPRESSED IN TENTHS OF MILLIVOLTS — VALUES POSITIVE EXCEPT AS INDICATED

FEBRUARY 1940

(THE TABULAR VALUES ARE AVERAGES FOR SUCCESSIVE PERIODS OF ONE HOUR AS INDICATED 120° EAST MERIDIAN MEAN TIME)

COMPONENT EASTWARD LINE OR LENGTH IN KMS 9.90 DIRECTION TRUE E

DAY	0-1	1-2	2-3	3-4	4-5	5-6	6-7	7-8	8-9	9-10	10-11	11-12	12-13	13-14	14-15	15-16	16-17	17-18	18-19	19-20	20-21	21-22	22-23	23-24	MEAN
1	....	....	....	....	....	....	....	....	....	....	....	....	....	....	....	....	....	....	....	....	....	....	....	....	....
2	1024	978	1022	1009	1033	1014	1025	997	1021	990	1004	1006	1014	1003	990	996	1013	992	980	999	1010	1001	977	1004	1004
3	1012	997	978	1017	1020	1004	992	992	991	996	989	1003	1001	999	1008	1002	989	1016	1021	992	987	986	1016	1022	1001
4	1000	970	1032	1018	1008	1005	1015	1019	1015	1005	990	992	1002	1004	991	992	993	1005	1005	1004	1000	995	1002	992	1002
5	991	1028	1010	1003	1005	1017	1019	1024	1014	992	980	971	985	1001	1003	1009	1004	1006	1024	992	991	993	979	1009	1002
6	1002	1000	1008	1000	1006	1012	1017	1022	1027	1017	996	975	966	967	1000	1009	1013	994	995	977	989	1014	1004	987	1000
7	994	1021	983	1020	992	1038	1035	1031	1043	1034	963	967	989	990	1000	1004	1010	1014	1021	1019	1012	968	1001	1016	1007
8	1004	995	992	994	996	1015	1037	1029	1042	1022	999	983	993	996	985	1005	1012	997	1004	999	1001	1002	1008	997	1004
9	1007	1004	1009	989	981	1025	1017	1055	1030	....	....	....	....	....	....	....	....	....	....	....	....	....	....	....	....
10	989	983	974	975	980	983	991	1035	1023	1036	1026	1003	978	976	980	987	997	1002	1001	993	995	1000	997	1001	996
11	998	984	985	996	999	1012	1020	1031	1033	1022	998	984	982	993	991	1009	1013	1027	1006	1000	993	996	996	981	1002
12	972	965	939	906	946	965	973	985	1024	1022	1008	999	965	995	994	1026	1012	1003	999	954	969	1031	972	970	983
13	923	974	967	971	963	982	994	1013	991	1001	980	976	982	980	977	958	967	1018	983	941	965	969	961	963	975
14	964	971	975	963	943	962	960	985	982	993	981	977	971	973	960	969	984	1004	1010	991	964	980	996	991	977
15	989	985	978	973	975	974	981	991	995	996	986	992	987	974	964	979	998	1016	976	993	983	1000	1015	988	987
16	991	997	994	986	992	986	993	998	1024	997	996	997	993	999	980	983	990	998	1017	1000	1004	1004	1003	1017	998
17	1006	1014	1007	995	1001	1002	1012	1012	1022	1020	1006	997	985	978	983	1002	1011	1005	1014	1013	1000	996	1005	1004	1004
18	1013	998	1014	1007	1002	1000	999	1002	1001	1004	1004	1005	1000	991	991	999	986	987	998	994	1000	998	1000	1008	1000
19	1005	1006	1013	1008	1003	999	1000	1007	1019	1009	999	1004	984	979	989	991	995	1008	1005	1007	998	1004	1004	1003	1002
20	1004	1011	1011	1009	1007	1003	1005	1017	1025	1020	1013	1000	1010	1010	1036	980	988	1010	1003	999	1013	1013	1015	1013	1009
21	1007	1004	1005	992	1004	1034	1004	1017	1002	980	996	1002	987	996	1021	1008	991	1040	1026	1028	1012	944	1006	994	1004
22	993	1004	1001	991	994	1001	1004	1013	1013	1015	996	992	982	984	998	1032	1014	1006	1011	1025	999	992	992	993	1002
23	984	999	995	993	999	1012	1005	1000	999	985	977	991	983	977	981	1004	999	997	1007	1004	994	987	997	973	993
24	973	980	977	981	982	1003	1002	1047	1037	1023	993	984	965	984	991	1005	1015	1025	1020	982	1000	1000	992	1010	999
25	....	....	....	....	....	....	....	....	....	....	....	....	....	....	....	....	....	....	....	....	....	....	....	....	....
26	....	....	....	....	....	....	....	....	....	....	....	....	....	....	....	....	....	....	....	....	....	....	....	....	....
27	984	991	973	974	989	1005	1003	1011	1009	1010	1006	999	987	948	967	984	1002	1013	1012	1015	1022	1033	1020	1018	999
28	1015	1012	1010	1010	1007	1006	1018	1026	1028	1027	1026	1007	1000	995	1003	1001	1004	1008	1017	1006	1011	1021	1029	1021	1013
29	1022	1004	1003	1001	1000	994	1003	1019	1023	1032	1023	1004	1005	999	1010	981	1003	997	1020	1014	1029	1030	1029	996	1010
MEANS	994	995	994	992	994	1001	1004	1013	1016	1010	997	992	988	988	992	997	1000	1008	1007	998	998	998	1000	999	999

TABLE 226

EARTH-CURRENT POTENTIALS AT WATHEROO MAGNETIC OBSERVATORY

MARCH 1940 EXPRESSED IN TENTHS OF MILLIVOLTS — VALUES NEGATIVE EXCEPT AS INDICATED MARCH 1940

(THE TABULAR VALUES ARE AVERAGES FOR SUCCESSIVE PERIODS OF ONE HOUR AS INDICATED 120° EAST MERIDIAN MEAN TIME)

COMPONENT NORTHWARD LINE OQ LENGTH IN KMS 3.425 DIRECTION TRUE N

DAY	0-1	1-2	2-3	3-4	4-5	5-6	6-7	7-8	8-9	9-10	10-11	11-12	12-13	13-14	14-15	15-16	16-17	17-18	18-19	19-20	20-21	21-22	22-23	23-24	MEAN
1	+104	+114	+111	+119	+115	+100	+104	+100	...	...	...	...	...	...	...	...	...	...	...	...	...	...	...	...	...
2	+ 73	+ 85	+ 73	+ 72	+ 67	+ 67	+ 65	+ 59	+ 55	+ 56	+ 67	+ 81	+ 93	+ 98	+ 92	+ 77	+ 64	+ 40	+ 43	+ 46	+ 42	+ 40	+ 34	+ 37	+ 64
3	+ 35	+ 33	+ 33	+ 34	+ 29	+ 39	+ 21	+ 11	+ 16	+ 16	+ 48	+ 72	+ 70	+ 56	+ 34	+ 25	+ 15	0	4	+ 1	+ 1	3	4	14	+ 24
4	+ 4	+ 1	3	8	7	+ 3	35	35	47	32	+ 16	+ 37	+ 38	+ 7	5	16	28	32	36	41	47	47	49	42	17
5	46	47	50	52	51	57	74	65	82	48	27	32	45	49	56	62	59	75	72	86	81	83	82	84	61
6	86	86	88	89	97	97	106	112	95	90	86	90	86	90	96	110	116	124	134	135	138	140	144	149	108
7	150	151	160	162	165	173	186	196	191	187	159	159	151	160	174	199	216	229	230	222	233	245	236	236	190
8	241	243	244	238	246	256	267	285	277	261	235	222	232	247	274	286	295	296	287	294	301	297	306	302	268
9	...	...	...	...	...	...	...	...	...	...	...	...	...	...	...	...	...	...	...	...	...	...	...	...	...
10	405	409	401	412	414	434	444	455	452	437	445	443	443	456	463	470	473	494	506	508	503	510	516	514	459
11	517	516	523	520	527	538	546	554	560	557	551	554	542	534	539	554	576	592	599	599	602	599	609	606	559
12	609	600	602	605	606	610	619	626	634	634	629	617	606	607	629	642	659	673	675	676	676	683	694	721	639
13	731	712	691	698	686	664	660	717	725	712	690	703	679	674	693	713	717	726	728	736	716	716	721	734	706
14	715	713	717	718	714	716	702	727	747	731	732	718	710	709	720	724	746	753	743	745	743	753	754	756	729
15	753	739	737	741	735	745	754	769	773	776	762	757	746	741	746	764	779	784	786	780	782	792	796	786	764
16	786	783	778	783	781	779	789	800	803	793	783	773	760	759	785	799	817	832	826	820	809	810	807	807	794
17	817	810	803	837	813	796	809	817	819	821	815	800	791	795	796	811	824	832	828	827	823	820	823	818	814
18	812	810	818	819	818	819	820	826	832	837	826	811	789	783	805	830	850	850	849	846	842	846	843	842	826
19	841	837	838	837	837	838	838	846	849	846	820	812	797	813	830	846	859	862	880	861	859	857	879	901	845
20	864	855	836	819	826	823	840	820	819	847	833	807	839	846	849	866	860	880	907	884	839	847	862	818	845
21	840	809	830	835	848	840	843	824	819	840	853	812	822	832	828	847	868	877	867	866	864	873	874	857	844
22	837	839	843	840	839	855	849	854	843	830	824	833	831	844	857	869	879	872	887	881	875	872	868	867	854
23	...	...	...	...	...	...	...	...	...	...	...	...	...	...	...	...	...	...	...	...	...	...	...	...	...
24	...	...	...	...	...	...	...	...	...	...	...	...	...	...	...	...	...	...	...	...	...	...	...	...	...
25	...	...	...	...	...	...	...	...	...	...	...	...	...	...	...	...	...	...	...	...	...	...	...	...	...
26	...	...	...	...	...	...	...	...	...	...	...	...	...	...	...	...	...	...	...	...	...	...	...	...	...
27	872	848	853	835	893	888	885	882	858	836	790	837	817	853	857	869	878	877	880	872	879	886	870	870	862
28	855	871	867	859	845	820	871	875	884	859	850	817	825	824	838	880	889	880	877	883	880	872	875	866	861
29	...	...	...	...	...	...	...	...	...	...	...	...	...	...	...	...	...	...	...	...	...	...	...	...	...
30	...	...	...	...	...	...	...	...	...	...	...	...	...	...	...	...	...	...	...	...	...	...	...	...	...
31	...	...	...	...	...	...	...	...	...	...	...	...	...	...	...	...	...	...	...	...	...	...	...	...	...
MEANS	530	525	526	527	530	529	539	546	547	541	526	518	514	521	532	548	560	568	571	569	566	569	572	571	544

TABLE 227

EARTH-CURRENT POTENTIALS AT WATHEROO MAGNETIC OBSERVATORY

EXPRESSED IN TENTHS OF MILLIVOLTS — VALUES NEGATIVE EXCEPT AS INDICATED MARCH 1940

(THE TABULAR VALUES ARE AVERAGES FOR SUCCESSIVE PERIODS OF ONE HOUR AS INDICATED 120° EAST MERIDIAN MEAN TIME)

COMPONENT SAUCHARD LINE OB LENGTH IN KMS 9.90 DIRECTION TRUE E.

DAY	0-1	1-2	2-3	3-4	4-5	5-6	6-7	7-8	8-9	9-10	10-11	11-12	12-13	13-14	14-15	15-16	16-17	17-18	18-19	19-20	20-21	21-22	22-23	23-24	MEAN
1	1021	1018	1020	1021	1008	1006	1018	1012	....	....	....	....	....	....	....	....	....	....	....	....	....	....	....	....	....
2	1024	1019	1020	1018	1009	1009	1008	1014	1028	1014	1015	1014	1020	1012	1009	1015	1011	1013	1013	1013	1009	1008	1011	1017	1014
3	1018	1028	1021	1021	1021	1012	1018	1017	1014	1024	1007	1004	1008	1018	1012	1010	1013	1027	1014	1006	1007	1011	1018	998	1014
4	1018	1019	1021	1015	1011	1006	1026	1024	1032	1034	1001	986	998	1012	1026	1020	1018	1016	1012	1004	1013	1017	1013	1005	1015
5	1011	1011	1007	1011	1010	1017	1018	1024	1024	1005	996	998	1009	1015	1022	1018	1014	1014	1017	1007	1001	999	1002	1003	1010
6	1005	1005	1014	1018	1017	1018	1013	1020	1014	994	996	1006	1007	1007	1015	1012	1015	1018	1013	1012	1013	1011	1006	1013	1011
7	1005	1008	1011	1007	1014	1017	1019	1026	1019	1003	1009	1021	1018	996	1005	1019	1032	1031	1024	1022	1020	1015	1006	1007	1015
8	1010	1010	1010	1014	1011	1020	1016	1026	1022	1012	996	1005	996	1012	1029	1033	1040	1027	1020	1019	999	1013	1010	1009	1015
9	1014	1011	1011	1001	1006	1018	1013	1012	1056	1044	1028	1045	1043	1024	1032	1024	1032	1029	1030	1028	1018	1017	1002	990	1022
10	998	996	998	995	993	1020	1006	1020	1007	1010	1003	1006	1014	1010	1006	1020	1015	1013	1021	1010	1016	1005	1012	1009	1008
11	1007	1000	1002	1005	1005	1014	1011	1016	1016	1004	1006	1012	1013	1005	1004	1010	1009	1012	1018	1019	1020	1010	1019	1006	1010
12	1003	1000	996	993	998	999	1004	1010	1015	1013	1008	1002	995	992	998	1004	1009	1014	1009	1021	1013	1026	1034	1035	1008
13	1060	1044	1019	1010	1036	1012	1025	1015	1017	1033	1042	1014	996	1004	1016	988	1007	1018	1012	994	1003	998	1012	1005	1016
14	996	1001	994	993	1000	995	1007	1023	1030	1014	1013	1014	1024	1004	1009	1012	1013	1005	1000	1001	1005	1009	1011	1009	1008
15	1018	1004	1001	1009	991	1009	997	997	1002	991	997	1006	1011	1008	1005	1012	1015	1008	1012	1005	1027	1024	1025	1017	1008
16	1012	1014	1013	1010	1008	1000	1004	1010	1017	1014	1016	1017	1020	1011	1006	1003	1008	1014	1014	1019	1015	1019	1020	1020	1012
17	1026	1028	1017	1030	1033	1012	998	1008	1003	1016	1011	1015	1013	1003	995	1005	1011	1012	1005	1000	997	1002	1013	1012	1011
18	1015	1013	1010	1004	1001	1004	1003	1008	1021	1024	1018	1012	1001	991	987	997	1011	1015	1011	1012	1012	1013	1017	1018	1009
19	1015	1014	1015	1012	1007	1008	1006	1013	1017	1014	1010	1021	1016	1011	1027	1015	1055	1070	994	986	991	1019	1062	1075	1020
20	1001	1001	998	1012	1015	1005	1008	1014	991	997	1007	1015	993	1010	1019	1038	1004	1026	1047	1017	969	971	980	981	1007
21	1001	977	952	997	994	1033	1010	1028	978	989	983	1010	1048	1016	1007	1012	1012	1016	998	1002	997	1001	1010	1009	1005
22	1001	1009	1005	991	1005	1019	1011	1023	1023	1012	997	990	995	1008	1016	1021	1015	1017	1017	1011	1008	1005	1008	1005	1008
23	....	....	....	....	....	....	....	....	....	....	....	....	....	....	....	....	....	....	....	....	....	....	....	....	....
24	....	....	....	....	....	....	....	....	....	....	....	....	....	....	....	....	....	....	....	....	....	....	....	....	....
25	....	....	....	....	....	....	....	....	....	....	....	....	....	....	....	....	....	....	....	....	....	....	....	....	....
26	....	....	....	....	....	....	....	....	....	....	....	....	....	....	....	....	....	....	....	....	....	....	....	....	....
27	997	1003	993	1017	991	1019	1025	1039	1040	1072	990	993	985	952	973	964	993	964	1010	1014	1015	1010	1017	1014	1004
28	993	996	1003	985	991	993	998	1017	1060	1053	1000	1012	998	959	969	974	979	1008	1008	1015	1019	967	1033	1010	1002
29	....	....	....	....	....	....	....	....	....	....	....	....	....	....	....	....	....	....	....	....	....	....	....	....	....
30	....	....	....	....	....	....	....	....	....	....	....	....	....	....	....	....	....	....	....	....	....	....	....	....	....
31	....	....	....	....	....	....	....	....	....	....	....	....	....	....	....	....	....	....	....	....	....	....	....	....	....
MEANS	1012	1009	1008	1007	1007	1012	1011	1018	1020	1017	1006	1010	1010	1004	1008	1010	1014	1017	1014	1010	1008	1007	1015	1012	1011

TABLE 228

EARTH-CURRENT POTENTIALS AT WATHEROO MAGNETIC OBSERVATORY

APRIL 1940 — EXPRESSED IN TENTHS OF MILLIVOLTS — VALUES NEGATIVE EXCEPT AS INDICATED — APRIL 1940

(THE TABULAR VALUES ARE AVERAGES FOR SUCCESSIVE PERIODS OF ONE HOUR AS INDICATED 120° EAST MERIDIAN MEAN TIME)

COMPONENT NORTHWARD LINE OQ LENGTH IN KMS 3.425 DIRECTION TRUE N

DAY	0-1	1-2	2-3	3-4	4-5	5-6	6-7	7-8	8-9	9-10	10-11	11-12	12-13	13-14	14-15	15-16	16-17	17-18	18-19	19-20	20-21	21-22	22-23	23-24	MEAN
1	...	...	...	...	...	...	...	...	...	...	...	...	...	...	...	...	...	...	...	...	...	...	...	...	...
2	...	...	...	...	...	...	...	...	...	...	...	...	...	...	...	...	...	...	...	...	...	...	...	...	...
3	...	...	...	...	...	...	...	...	...	...	...	...	...	...	...	...	...	...	...	...	...	...	...	...	...
4	830	880	835	790	875	860	871	889	860	863	839	812	820	823	837	852	867	881	891	875	866	854	857	850	853
5	854	835	843	863	839	860	859	850	854	837	841	838	826	839	839	852	849	877	887	867	860	857	848	856	851
6	856	846	854	846	845	861	848	864	845	854	836	817	811	819	833	855	862	861	855	856	850	848	843	837	846
7	827	823	817	824	822	828	834	853	838	833	815	806	797	804	817	828	843	853	850	854	848	841	834	833	830
8	829	828	827	830	826	824	836	861	857	835	819	800	796	817	826	849	842	852	850	848	849	849	842	839	835
9	832	839	834	822	830	833	847	855	850	829	805	791	791	813	832	844	851	845	846	849	846	841	846	834	834
10	833	825	824	819	820	830	837	850	843	823	796	783	776	797	817	830	836	830	828	822	827	826	820	818	821
11	815	814	815	815	817	817	813	827	819	819	804	785	772	793	813	827	826	821	827	828	836	819	815	812	814
12	816	811	812	810	811	814	818	837	828	811	801	787	774	789	811	823	828	816	811	810	813	808	809	798	810
13	799	794	792	794	793	797	802	820	810	803	785	767	766	768	790	808	818	815	815	829	827	819	830	775	801
14	797	787	799	804	792	796	800	813	809	810	790	778	756	793	799	807	809	816	819	826	806	801	796	793	800
15	815	795	784	788	795	797	805	804	804	796	793	784	777	797	817	824	847	846	821	821	837	839	821	825	810
16	787	803	793	779	808	798	800	804	799	800	803	798	784	804	804	811	830	828	824	821	820	809	811	806	805
17	...	...	...	...	...	...	...	...	...	...	...	...	...	...	...	...	...	...	...	...	...	...	...	...	...
18	...	...	...	...	...	...	...	...	...	...	...	...	...	...	...	...	...	...	...	...	...	...	...	...	...
19	790	782	786	786	787	793	796	818	819	795	782	756	759	778	802	798	802	815	806	807	810	792	792	787	793
20	790	783	783	779	782	784	796	810	805	790	765	755	756	771	776	794	800	796	806	798	793	786	793	783	786
21	776	780	789	767	774	778	797	795	800	775	752	746	743	757	767	781	772	781	790	789	785	783	782	774	776
22	770	766	773	768	766	786	783	792	809	777	735	740	750	754	763	776	815	774	783	790	787	782	786	754	774
23	743	756	746	750	760	764	767	786	784	762	767	744	744	747	758	773	779	776	773	770	777	780	758	753	763
24	756	757	758	755	757	760	777	773	785	782	754	749	739	740	747	749	763	766	765	765	764	766	789	747	761
25	...	...	...	...	...	...	...	...	...	...	...	...	...	...	...	...	...	...	...	...	...	...	...	...	...
26	...	...	...	...	...	...	...	...	...	...	...	...	...	...	...	...	...	...	...	...	...	...	...	...	...
27	749	751	778	736	741	752	746	756	775	782	787	774	754	775	765	772	780	779	788	791	775	812	776	757	769
28	755	766	756	750	763	758	760	779	778	770	762	758	752	755	754	760	770	772	796	763	767	786	790	763	766
29	747	737	748	755	754	757	763	772	766	755	763	757	747	744	745	759	768	768	763	762	771	765	757	747	757
30	738	737	739	740	747	746	746	759	757	753	736	714	711	730	729	753	764	764	766	763	748	754	762	773	747
MEANS	796	795	795	790	796	800	804	816	813	802	788	776	770	783	793	805	814	814	816	813	811	809	807	796	800

TABLE 229

EARTH-CURRENT POTENTIALS AT WATHEROO MAGNETIC OBSERVATORY

APRIL 1940

EXPRESSED IN TENTHS OF MILLIVOLTS — VALUES POSITIVE EXCEPT AS INDICATED

APRIL 1940

(THE TABULAR VALUES ARE AVERAGES FOR SUCCESSIVE PERIODS OF ONE HOUR AS INDICATED 120° EAST MERIDIAN MEAN TIME)

COMPONENT EASTWARD LINE OR LENGTH IN KMS 9.90 DIRECTION TRUE E

DAY	0-1	1-2	2-3	3-4	4-5	5-6	6-7	7-8	8-9	9-10	10-11	11-12	12-13	13-14	14-15	15-16	16-17	17-18	18-19	19-20	20-21	21-22	22-23	23-24	MEAN
1	....	....	....	....	....	....	....	....	....	....	....	....	....	....	....	....	....	....	....	....	....	....	....	....	....
2	....	....	....	....	....	....	....	....	....	....	....	....	....	....	....	....	....	....	....	....	....	....	....	....	....
3	....	....	....	....	....	....	....	....	....	....	....	....	....	....	....	....	....	....	....	....	....	....	....	....	....
4	950	1015	995	950	1020	1000	1001	997	1004	1008	976	977	991	960	982	1006	1023	1007	981	985	970	977	955	1002	989
5	995	974	977	1009	1003	993	993	977	967	977	974	980	998	1004	1008	1007	1015	1020	1002	1004	1009	1007	1005	1001	996
6	1004	988	1002	1003	1005	1006	1010	1003	1010	993	982	994	1025	1020	997	1019	1020	1024	1021	1009	1005	1004	998	997	1006
7	994	989	979	998	1000	1001	997	1004	1000	1007	1002	991	994	990	990	991	1002	1010	1007	1012	1007	1010	1008	999	999
8	992	999	1001	1003	1006	1009	1016	1016	1022	1013	1001	989	990	990	994	1010	1003	1017	1020	1015	1019	1017	1015	1007	1007
9	1005	990	1010	1003	1005	1005	1013	1026	1031	1010	977	967	972	991	993	1005	1014	1020	1014	1016	1015	1020	1021	1013	1006
10	1010	1002	996	1001	1005	1007	1023	1018	1007	997	983	963	974	991	1001	1001	1009	1015	1014	1015	1015	1013	1012	1006	1003
11	999	997	996	1001	1002	1001	1011	1015	1017	1015	1003	991	982	988	998	1002	1001	1003	1022	1025	1027	1028	1013	1007	1006
12	1013	1010	1003	999	1002	1002	1010	1009	1013	1021	1009	989	991	1010	1001	996	1019	1015	1014	1020	1028	1029	1020	1018	1010
13	1016	1014	1012	1011	1008	1011	1007	1021	1033	1027	1037	1026	1022	1001	989	999	1013	1015	1036	1039	1048	1060	1043	1001	1020
14	1021	1010	1012	1013	1010	1014	1018	1019	1028	1037	1035	1021	1001	1020	1020	1007	1023	1041	1028	1021	1001	1008	1012	1019	1018
15	1027	1020	1009	1009	1005	1005	1007	1021	1017	1025	1022	1028	1003	1028	1027	1030	1029	1035	1004	996	1037	1023	1008	1025	1018
16	1040	1037	1001	1001	1030	1019	1023	1030	1040	1016	1027	1020	1040	1010	1031	1030	1013	1002	1020	1010	1012	1007	1020	1029	1021
17	....	....	....	....	....	....	....	....	....	....	....	....	....	....	....	....	....	....	....	....	....	....	....	....	....
18	....	....	....	....	....	....	....	....	....	....	....	....	....	....	....	....	....	....	....	....	....	....	....	....	....
19	1007	1009	1012	1014	1013	998	1002	999	1011	1023	1020	1015	1011	1019	1026	1021	1025	1026	1012	1019	1025	1020	1017	1017	1015
20	1016	1017	1019	1008	1009	1010	1012	1010	1009	1010	1010	990	1007	1002	1015	1027	1019	1019	1023	1012	1020	1009	1027	1011	1013
21	1005	991	1049	1024	1023	1019	1030	1005	1002	980	992	995	1015	1017	1015	1027	1005	1020	1030	1026	1032	1021	1017	1012	1015
22	1007	1008	1010	1012	1017	1033	1035	1002	1034	1034	1013	1025	1021	1020	1029	1046	1019	1025	1017	1050	1011	1007	995	994	1019
23	969	1001	1002	1008	1006	1009	1012	1012	1020	1036	1011	1007	1003	1002	1013	1019	1015	1025	1026	1027	1043	1016	1016	1010	1013
24	1007	1010	1008	1017	1005	1019	1039	1034	1045	1041	1015	1018	1005	1001	997	986	1000	1011	1010	1013	1023	1022	1044	1009	1016
25	....	....	....	....	....	....	....	....	....	....	....	....	....	....	....	....	....	....	....	....	....	....	....	....	....
26	....	....	....	....	....	....	....	....	....	....	....	....	....	....	....	....	....	....	....	....	....	....	....	....	....
27	1004	985	1002	998	985	1013	1010	1023	1014	1031	1034	1039	1028	1035	1020	1013	1022	1018	1034	1016	1021	998	1047	1019	1017
28	1011	1000	1018	1005	1016	1013	1016	1009	1017	1031	1019	1021	1026	1037	1022	1014	1016	1027	1021	1011	1033	1031	1023	1040	1020
29	1030	1015	1021	1024	1017	1006	1011	1023	1036	1020	1028	1037	1055	1032	1039	1023	1015	1014	1020	1026	1033	1029	1025	1032	1026
30	1023	1025	1026	1018	1020	1019	1019	1022	1019	1020	1025	1014	1013	1019	1024	1023	1027	1049	1027	1032	1014	1023	1021	1020	1023
MEANS	1006	1005	1007	1006	1009	1009	1014	1013	1017	1016	1008	1004	1007	1008	1010	1013	1015	1020	1018	1017	1020	1016	1016	1012	1012

TABLE 230

EARTH-CURRENT POTENTIALS AT WATHEROO MAGNETIC OBSERVATORY

EXPRESSED IN TENTHS OF MILLIVOLTS — VALUES NEGATIVE EXCEPT AS INDICATED

(THE TABULAR VALUES ARE AVERAGES FOR SUCCESSIVE PERIODS OF ONE HOUR AS INDICATED 120° EAST MERIDIAN MEAN TIME)

COMPONENT NORTHWARD LINE OQ LENGTH IN KMS 3.425 DIRECTION TRUE N

DAY	0-1	1-2	2-3	3-4	4-5	5-6	6-7	7-8	8-9	9-10	10-11	11-12	12-13	13-14	14-15	15-16	16-17	17-18	18-19	19-20	20-21	21-22	22-23	23-24	MEAN
1	732	783	787	792	747	752	737	751	754	764	757	736	723	727	727	743	742	752	749	745	742	748	738	727	748
2	726	735	738	729	748	740	731	737	747	750	747	738	733	717	721	731	756	760	751	745	742	741	735	739	739
3	731	741	731	734	732	736	742	747	746	758	749	732	730	718	713	741	762	760	747	757	757	743	735	728	740
4	724	721	729	731	730	725	724	735	743	760	744	727	713	709	717	728	740	748	744	743	740	732	731	727	732
5	728	721	721	726	729	731	729	740	763	762	743	720	711	712	719	731	750	702	755	740	744	738	733	729	732
6	723	723	727	736	730	740	734	736	745	749	730	720	713	712	720	714	718	723	725	726	725	727	724	715	726
7	712	718	717	719	716	721	723	730	738	733	718	700	698	717	720	710	732	746	740	737	734	731	730	718	723
8	711	716	716	709	716	714	716	722	733	730	707	699	695	680	679	692	710	714	708	706	707	709	705	710	708
9	701	701	701	704	705	699	706	717	729	724	721	705	690	704	692	698	702	710	705	711	719	733	701	680	707
10	690	685	683	676	692	691	692	704	729	730	719	684	676	689	688	691	701	696	711	701	706	707	690	689	697
11	715	679	671	708	669	679	709	709	714	713	690	689	691	690	702	708	717	706	707	712	714	695	687	692	699
12	681	681	689	689	698	710	699	707	699	713	710	694	692	690	702	698	708	712	742	687	700	712	694	700	700
13	692	690	685	689	700	704	691	676	711	708	693	688	694	692	702	710	716	709	709	705	711	710	694	690	699
14	691	691	681	697	671	691	689	694	703	708	698	679	695	699	694	700	699	703	709	691	701	697	685	689	694
15	700	678	677	680	676	680	679	690	704	700	687	676	663	674	660	675	691	709	679	691	685	671	685	671	682
16	672	654	669	649	699	673	663	678	690	689	684	656	651	655	659	672	691	683	681	680	677	674	660	655	671
17	661	664	662	649	669	670	671	672	681	680	664	650	648	644	652	660	690	679	676	679	670	661	661	662	666
18	659	651	664	631	681	659	656	671	665	662	657	649	644	633	665	660	684	689	683	691	711	658	615	632	661
19	641	654	637	639	648	645	640	688	671	651	649	628	643	637	640	641	659	671	658	652	651	650	650	648	650
20	639	644	641	641	650	633	660	664	662	653	644	629	602	639	631	651	659	661	653	657	652	665	635	619	645
21	645	631	634	639	651	654	656	655	659	648	642	630	616	641	637	651	660	657	657	646	644	645	643	638	645
22	633	640	640	631	643	646	639	647	662	649	630	639	616	631	647	627	647	663	684	654	622	631	644	641	642
23	648	624	627	637	635	634	625	639	661	657	655	630	631	625	623	635	645	650	653	651	649	649	650	646	641
24	...	...	...	...	...	...	...	...	...	...	...	...	...	...	...	...	...	...	...	...	...	...	...	...	...
25	635	624	605	635	588	630	640	648	610	670	662	639	639	630	615	627	638	646	646	645	659	643	653	646	636
26	643	630	636	627	619	644	636	638	650	641	643	641	626	625	621	623	640	635	626	645	648	633	641	635	635
27	635	614	631	610	591	624	608	620	601	671	653	647	640	639	622	630	631	632	632	622	611	610	608	613	625
28	602	597	617	620	611	606	596	619	640	634	631	629	615	620	615	631	627	639	627	632	633	615	623	618	621
29	614	606	610	618	609	614	616	630	619	618	622	610	598	609	600	610	628	617	614	610	622	609	609	608	613
30	604	610	606	605	608	609	609	622	627	630	621	602	599	600	594	605	618	621	620	610	611	607	610	609	611
31	610	607	606	608	613	607	609	615	632	622	614	603	600	596	597	606	618	621	616	613	612	618	609	609	611
MEANS	673	670	671	672	672	675	674	683	690	693	683	669	663	665	666	673	686	687	687	683	683	679	673	669	677

TABLE 231

EARTH-CURRENT POTENTIALS AT WATHEROO MAGNETIC OBSERVATORY

EXPRESSED IN TENTHS OF MILLIVOLTS — VALUES POSITIVE EXCEPT AS INDICATED

MAY 1940

(THE TABULAR VALUES ARE AVERAGES FOR SUCCESSIVE PERIODS OF ONE HOUR AS INDICATED 120° EAST MERIDIAN MEAN TIME)

COMPONENT [illegible] LINE OR LENGTH IN KMS 9.90 DIRECTION TRUE E

DAY	0-1	1-2	2-3	3-4	4-5	5-6	6-7	7-8	8-9	9-10	10-11	11-12	12-13	13-14	14-15	15-16	16-17	17-18	18-19	19-20	20-21	21-22	22-23	23-24	MEAN
1	1017	1026	1034	1032	1026	1027	1024	1008	1013	1036	1049	1031	1022	1029	1032	1041	1010	1018	1011	1012	1018	1025	1016	998	1024
2	1007	1002	1023	1011	1013	1023	1016	1011	1001	1010	1032	1026	1035	1039	1025	1024	1014	1022	1024	1018	1019	1016	1017	1018	1019
3	1005	1013	1020	1023	1017	1017	1016	1014	1022	1035	1036	1034	1037	1034	1019	1045	1027	1015	1027	1037	1027	1020	1016	1015	1024
4	1014	1013	1019	1013	1020	1021	1015	1014	1030	1039	1040	1041	1029	1040	1040	1024	1031	1026	1029	1036	1041	1034	1025	1031	1028
5	1011	1013	1014	1020	1020	1019	1018	1015	1008	1025	1029	1013	1010	1034	1030	1040	1021	1052	1033	1024	1036	1019	1020	1016	1023
6	1020	1013	1013	1019	1016	1029	1020	1011	1015	1021	1030	1029	1031	1039	1040	1022	1016	1021	1025	1027	1024	1030	1029	1019	1024
7	1019	1013	1016	1017	1010	1013	1018	1020	1019	1011	1014	1015	1020	1049	1059	1051	1049	1029	1037	1040	1030	1029	1024	1023	1027
8	1017	1011	1025	1016	1028	1028	1030	1023	1030	1040	1031	1010	1009	1007	1003	1007	1011	1012	1013	1020	1021	1024	1029	1018	1020
9	1007	1008	1004	1009	1010	1009	1009	1007	1020	1020	1013	1041	1030	1029	1010	1008	1014	1015	1020	1021	1050	1062	1033	997	1019
10	1009	1005	1008	999	992	1003	1007	1010	1012	1019	1014	1009	1018	1042	1035	1028	1013	1020	1043	1022	1038	1032	1023	1021	1018
11	1013	996	1012	1020	1030	1030	1019	1023	1041	1046	1047	1019	999	1024	1040	1022	1039	1012	1045	1043	1039	1002	1027	1032	1024
12	1020	1010	1019	1019	1002	1033	1020	1024	1044	1033	1034	1033	1056	1022	1057	1020	1029	1038	1040	1017	1031	1051	1009	1010	1028
13	1041	1034	1030	1018	1029	1023	1026	1009	1029	1030	1034	1037	1043	1046	1030	1029	1029	1024	1016	1029	1012	1019	1028	1008	1027
14	1011	1013	996	1013	991	989	994	1005	1010	1019	1014	1020	1040	1041	1037	1014	1031	1020	1000	1031	1039	1030	1011	1007	1015
15	1033	1023	1013	1010	1018	1010	1001	998	1010	1019	1026	1065	1022	1034	1017	1030	1019	1020	1020	1026	1004	999	992	1009	1018
16	1029	1014	1020	980	1022	1017	1000	995	1008	1025	1021	1021	1029	1030	1020	1011	1009	1008	1017	1016	1016	1019	1020	1020	1014
17	1020	1014	1020	1009	1013	1010	1005	1011	1013	1010	1021	1029	1045	1032	1018	1015	1020	1012	1030	1036	1017	1017	1019	1022	1019
18	....	....	....	....	....	....	....	....	....	....	....	....	....	....	....	....	....	....	....	....	....	....	....	....	....
19	1012	995	1007	1010	1012	1015	1012	1022	1011	1019	1010	1025	1016	1017	1024	1032	1029	1026	1027	1020	1026	1021	1018	1019	1017
20	1015	1021	1021	1017	1030	1025	1006	1005	1020	1028	1031	1019	1025	1020	1020	1031	1027	1030	1031	1039	1029	1043	1049	1019	1026
21	1019	1014	1029	1023	1028	1026	1026	1015	1023	1026	1021	1051	1009	1008	1030	1032	1033	1030	1034	1035	1032	1026	1024	1019	1026
22	1013	1016	1013	1021	1010	1027	1030	1015	1025	1045	1028	1051	1053	1057	1059	986	1009	1072	1005	1008	1010	1014	1025	1016	1025
23	1009	998	1005	1009	1019	1013	1013	1009	1012	1021	1031	1017	1010	1010	1011	1013	1022	1007	1028	1032	1037	1031	1030	1025	1017
24	....	....	....	....	....	....	....	....	....	....	....	....	....	....	....	....	....	....	....	....	....	....	....	....	....
25	1035	1013	993	100	1031	1005	1019	1061	1046	1050	1073	1028	1029	1040	1039	1038	1021	1028	1037	1047	1054	1051	1055	1053	1035
26	1042	1028	1037	1034	1029	1037	1039	1035	1040	1029	1047	1064	1068	1077	1006	1050	1036	1036	1058	1036	1051	1042	1041	1013	1040
27	1037	1033	1046	1032	1023	1046	1074	1059	1037	1045	1043	1054	1071	1081	1048	1041	1043	1047	1041	1051	1038	1052	1044	1043	1048
28	1030	1010	1037	1029	1017	1019	1006	1019	1020	1045	1068	1079	1040	1031	1056	1041	1027	1021	1040	1064	1033	1033	1056	1048	1036
29	1049	1043	1041	1036	1040	1039	1029	1035	1039	1041	1036	1040	1050	1055	1039	1033	1033	1026	1031	1040	1041	1034	1045	1041	1039
30	1039	1038	1047	1031	1037	1038	1033	1033	1039	1030	1046	1051	1054	1061	1054	1039	1043	1038	1044	1042	1050	1046	1047	1050	1044
31	1056	1055	1046	1049	1033	1046	1034	1043	1031	1052	1064	1062	1072	1059	1071	1061	1042	1045	1052	1052	1055	1033	1054	1053	1053
MEANS	1024	1013	1021	1013	1021	1021	1019	1019	1024	1031	1034	1035	1034	1038	1033	1029	1026	1027	1030	1032	1032	1030	1030	1023	1027

TABLE 232

EARTH-CURRENT POTENTIALS AT WATHEROO MAGNETIC OBSERVATORY

JUNE 1940

EXPRESSED IN TENTHS OF MILLIVOLTS — VALUES NEGATIVE EXCEPT AS INDICATED

JUNE 1940

(THE TABULAR VALUES ARE AVERAGES FOR SUCCESSIVE PERIODS OF ONE HOUR AS INDICATED 120° EAST MERIDIAN MEAN TIME)

COMPONENT NORTHWARD LINE OC LENGTH IN KMS 3.425 DIRECTION TRUE N

DAY	0-1	1-2	2-3	3-4	4-5	5-6	6-7	7-8	8-9	9-10	10-11	11-12	12-13	13-14	14-15	15-16	16-17	17-18	18-19	19-20	20-21	21-22	22-23	23-24	MEAN
1	607	606	607	610	608	609	608	616	627	626	611	600	591	595	590	604	619	621	618	616	614	610	610	609	610
2	606	607	609	609	604	610	606	610	623	621	609	601	594	580	595	611	620	622	617	618	618	619	612	627	610
3	586	590	596	596	593	596	594	606	624	620	602	586	576	572	579	585	598	600	596	596	594	594	585	582	594
4	580	581	585	586	580	585	582	599	595	605	598	580	571	501	565	578	585	594	589	584	586	578	579	574	581
5	572	571	573	576	575	578	577	582	596	585	578	571	562	569	572	576	589	605	583	587	585	582	586	580	580
6	575	569	572	576	570	581	574	570	578	592	607	600	607	596	570	570	611	601	604	610	600	574	591	598	587
7	573	603	583	586	537	564	571	589	619	603	580	620	605	592	590	588	588	607	610	594	595	592	604	583	591
8	589	590	571	585	565	590	597	578	604	608	609	601	595	589	588	585	599	598	590	595	598	593	599	585	592
9	572	589	578	562	576	591	584	600	604	612	609	585	590	585	576	585	611	615	575	594	587	588	590	597	590
10	560	569	563	584	570	570	571	580	612	600	590	581	601	579	584	587	588	583	581	580	580	580	577	575	581
11	574	570	571	570	573	577	573	570	580	592	601	588	578	573	570	571	578	578	575	570	570	569	573	571	576
12	570	566	559	562	560	562	557	556	573	580	580	563	563	557	550	554	565	572	566	562	559	560	554	558	563
13	556	552	555	553	550	556	552	547	574	558	550	538	545	555	557	555	562	562	562	564	557	559	550	551	555
14	...	...	...	...	...	...	...	...	...	...	...	...	...	...	...	...	...	...	...	...	...	...	...	...	...
15	...	...	...	...	...	...	...	...	...	...	...	...	...	...	...	...	...	...	...	...	...	...	...	...	...
16	537	515	543	518	538	538	541	555	560	543	547	557	533	536	517	527	537	540	562	535	541	542	539	519	538
17	528	535	529	543	534	548	574	559	552	555	547	529	523	501	523	540	545	563	536	550	535	547	537	518	540
18	534	539	525	517	529	526	531	532	548	546	539	513	517	502	546	497	550	559	545	545	547	546	527	540	533
19	529	524	518	529	535	542	519	527	530	545	530	535	523	546	527	532	547	540	553	542	555	532	540	539	535
20	528	520	531	531	534	532	534	533	539	549	537	532	533	525	517	526	531	540	539	540	537	537	532	531	533
21	...	...	...	...	...	...	...	...	...	...	...	...	...	...	...	...	...	...	...	...	...	...	...	...	...
22	...	...	...	...	...	...	...	...	...	...	...	...	...	...	...	...	...	...	...	...	...	...	...	...	...
23	...	...	...	...	...	...	...	...	...	...	...	...	...	...	...	...	...	...	...	...	...	...	...	...	...
24	...	...	...	...	...	...	...	...	...	...	...	...	...	...	...	...	...	...	...	...	...	...	...	...	...
25	...	...	...	...	...	...	...	...	...	...	...	...	...	...	...	...	...	...	...	...	...	...	...	...	...
26	...	...	...	...	...	...	...	...	...	...	...	...	...	...	...	...	...	...	...	...	...	...	...	...	...
27	529	507	523	523	517	533	514	524	537	547	546	525	523	519	517	525	536	539	536	533	549	531	535	520	529
28	533	530	529	527	530	533	533	533	547	545	545	529	515	514	520	535	542	538	535	535	534	533	531	531	532
29	529	538	530	529	538	530	531	533	549	539	537	522	520	512	517	530	537	543	539	537	538	538	536	533	533
30	537	529	533	516	542	537	530	533	539	546	515	509	523	523	513	522	542	541	543	534	534	532	536	539	531
MEANS	559	559	558	558	557	563	562	565	578	578	571	562	558	551	554	558	572	576	571	569	569	565	565	562	564

TABLE 233

EARTH-CURRENT POTENTIALS AT WATHEROO MAGNETIC OBSERVATORY

JUNE 1940 EXPRESSED IN TENTHS OF MILLIVOLTS — VALUES POSITIVE EXCEPT AS INDICATED JUNE 1940

(THE TABULAR VALUES ARE AVERAGES FOR SUCCESSIVE PERIODS OF ONE HOUR AS INDICATED 120° EAST MERIDIAN MEAN TIME)

COMPONENT EASTWARD LINE OR LENGTH IN KMS 9.90 DIRECTION TRUE E

DAY	0-1	1-2	2-3	3-4	4-5	5-6	6-7	7-8	8-9	9-10	10-11	11-12	12-13	13-14	14-15	15-16	16-17	17-18	18-19	19-20	20-21	21-22	22-23	23-24	MEAN
1	1055	1057	1057	1055	1054	1053	1047	1050	1051	1059	1065	1063	1062	1071	1054	1061	1053	1049	1056	1060	1060	1064	1055	1054	1057
2	1055	1061	1060	1062	1054	1048	1051	1051	1053	1060	1080	1075	1069	1073	1059	1052	1066	1069	1071	1069	1075	1086	1030	1105	1064
3	1046	1047	1055	1055	1054	1049	1039	1043	1049	1048	1051	1053	1053	1059	1057	1049	1054	1058	1067	1082	1069	1063	1047	1055	1054
4	1044	1054	1051	1048	1053	1053	1044	1052	1048	1057	1059	1063	1061	1050	1042	1035	1042	1045	1046	1050	1047	1043	1041	1042	1049
5	1041	1047	1043	1045	1042	1037	1043	1038	1042	1045	1046	1041	1046	1075	1062	1045	1064	1063	1052	1054	1049	1060	1049	1039	1049
6	1045	1041	1038	1049	1037	1055	1054	1044	1080	1025	1065	1087	1110	1062	1088	1057	1094	1069	1060	1074	1035	1037	1070	1065	1060
7	1014	1055	1056	1054	1053	1038	1072	1053	1081	1080	1100	1057	1091	1019	1031	1053	1064	1092	1058	1060	1050	1074	1063	1057	1059
8	1051	1060	1034	1040	1035	1056	1057	1091	1054	1060	1040	1073	1070	1080	1046	1060	1061	1048	1068	1071	1078	1087	1080	1068	1061
9	1037	1071	1060	1056	1048	1070	1067	1057	1060	1060	1060	1079	1090	1046	1043	1048	1082	1084	1061	1068	1057	1078	1080	1064	1063
10	1052	1058	1037	1047	1067	1068	1054	1051	1081	1065	1055	1063	1067	1072	1089	1065	1057	1059	1058	1065	1077	1072	1072	1068	1062
11	1066	1060	1058	1058	1054	1058	1052	1053	1049	1066	1064	1073	1078	1073	1067	1065	1062	1053	1060	1067	1070	1072	1071	1071	1062
12	1057	1066	1061	1054	1055	1053	1050	1047	1053	1061	1057	1067	1074	1065	1045	1038	1048	1051	1051	1051	1054	1054	1058	1061	1056
13	1056	1052	1048	1044	1049	1037	1039	1039	1046	1053	1049	1042	1048	1055	1053	1049	1045	1043	1050	1049	1059	1057	1056	1054	1048
14	....	....	....	....	....	....	....	....	....	....	....	....	....	....	....	....	....	....	....	....	....	....	....	....	....
15	....	....	....	....	....	....	....	....	....	....	....	....	....	....	....	....	....	....	....	....	....	....	....	....	....
16	1041	1021	1043	1021	1027	1025	1023	1021	1034	1066	1021	1023	1046	1071	1032	1064	1081	1043	1075	1026	1039	1030	1025	1034	1039
17	1019	1035	1038	1052	1053	1064	1073	1066	1020	1017	1050	1053	1036	1032	1074	1058	1038	1038	1035	1062	1031	1047	1039	1017	1044
18	....	....	....	....	....	....	....	....	....	....	....	....	....	....	....	....	....	....	....	....	....	....	....	....	....
19	....	....	....	....	....	....	....	....	....	....	....	....	....	....	....	....	....	....	....	....	....	....	....	....	....
20	1043	1035	1041	1037	1044	1043	1045	1037	1023	1035	1045	1055	1057	1043	1053	1054	1040	1052	1063	1063	1059	1054	1046	1047	1046
21	....	....	....	....	....	....	....	....	....	....	....	....	....	....	....	....	....	....	....	....	....	....	....	....	....
22	....	....	....	....	....	....	....	....	....	....	....	....	....	....	....	....	....	....	....	....	....	....	....	....	....
23	....	....	....	....	....	....	....	....	....	....	....	....	....	....	....	....	....	....	....	....	....	....	....	....	....
24	....	....	....	....	....	....	....	....	....	....	....	....	....	....	....	....	....	....	....	....	....	....	....	....	....
25	....	....	....	....	....	....	....	....	....	....	....	....	....	....	....	....	....	....	....	....	....	....	....	....	....
26	....	....	....	....	....	....	....	....	....	....	....	....	....	....	....	....	....	....	....	....	....	....	....	....	....
27	1060	1052	1063	1051	1051	1035	1067	1045	1053	1073	1090	1066	1060	1055	1065	1072	1055	1050	1060	1062	1066	1063	1064	1053	1060
28	1062	1063	1063	1057	1059	1053	1053	1051	1064	1074	1067	1073	1075	1075	1063	1070	1058	1059	1060	1060	1062	1063	1062	1063	1063
29	1065	1072	1043	1061	1065	1058	1055	1047	1053	1061	1078	1085	1084	1085	1067	1065	1067	1067	1072	1072	1069	1079	1077	1078	1068
30	1072	1072	1062	1063	1069	1047	1055	1056	1063	1105	1071	1059	1076	1072	1071	1073	1072	1065	1073	1069	1071	1073	1080	1080	1070
MEANS	1049	1054	1051	1050	1051	1050	1052	1050	1053	1058	1061	1062	1068	1062	1058	1057	1060	1058	1060	1062	1059	1063	1058	1059	1057

TABLE 234

EARTH-CURRENT POTENTIALS AT WATHEROO MAGNETIC OBSERVATORY

JULY 1940

EXPRESSED IN TENTHS OF MILLIVOLTS — VALUES NEGATIVE EXCEPT AS INDICATED

JULY 1940

(THE TABULAR VALUES ARE AVERAGES FOR SUCCESSIVE PERIODS OF ONE HOUR AS INDICATED 120° EAST MERIDIAN MEAN TIME)

COMPONENT NORTHWARD LINE OC LENGTH IN KMS 3.425 DIRECTION TRUE N

DAY	0-1	1-2	2-3	3-4	4-5	5-6	6-7	7-8	8-9	9-10	10-11	11-12	12-13	13-14	14-15	15-16	16-17	17-18	18-19	19-20	20-21	21-22	22-23	23-24	MEAN
1	530	529	531	525	533	539	534	533	547	540	520	529	518	518	512	530	550	544	544	545	546	539	526	528	533
2	524	530	530	533	536	538	537	538	544	546	538	521	519	516	519	531	543	546	543	548	544	537	537	531	534
3	524	527	528	521	543	540	536	542	549	542	537	529	520	513	517	525	547	541	537	537	540	538	528	515	532
4	522	517	527	500	551	530	525	515	542	555	524	517	525	523	520	523	535	549	539	534	542	536	536	546	530
5	533	517	510	521	525	522	517	508	571	579	555	534	530	519	528	536	549	550	549	549	552	526	535	540	536
6	527	519	507	544	535	513	541	533	546	559	542	530	533	532	537	537	541	545	547	542	560	531	530	529	536
7	...	...	...	...	...	...	...	...	...	...	...	...	...	...	...	...	...	...	...	...	...	...	...	...	...
8	535	524	539	530	532	533	535	541	547	548	555	553	540	534	521	538	549	550	548	548	544	546	548	548	541
9	542	536	534	533	537	538	535	537	550	559	548	542	528	548	527	539	547	538	545	546	566	552	561	550	543
10	538	527	549	528	536	529	534	533	570	545	536	521	541	528	555	519	530	566	535	551	585	520	543	546	540
11	548	527	538	539	529	535	515	547	542	557	534	523	521	527	538	537	554	558	541	542	550	547	549	543	540
12	541	545	540	536	531	543	538	546	551	551	543	538	527	539	539	537	547	554	551	549	548	549	547	542	543
13	549	545	546	546	544	552	540	543	560	552	540	541	522	525	537	554	548	551	548	552	553	554	523	510	543
14	521	530	555	516	531	540	525	548	559	542	545	532	522	535	545	535	544	570	559	544	563	570	537	551	542
15	547	539	533	538	539	547	539	558	557	541	541	529	540	532	518	555	551	554	556	555	550	538	563	540	544
16	545	538	525	537	545	539	535	546	548	544	546	520	524	523	520	539	553	554	542	545	542	546	543	541	539
17	549	540	538	545	548	542	540	553	558	551	552	548	533	520	523	533	546	549	543	551	548	547	543	546	544
18	549	542	533	544	545	548	541	548	556	555	546	541	540	536	536	533	546	550	551	549	553	552	556	549	546
19	544	539	546	542	548	550	546	541	559	557	554	545	542	533	533	544	551	559	557	557	555	553	556	547	548
20	542	540	542	545	544	543	550	543	563	561	555	552	547	551	540	543	545	556	555	556	554	551	555	552	549
21	547	543	544	555	547	549	553	553	573	574	562	553	544	543	542	535	549	550	562	573	554	556	551	553	553
22	537	546	534	531	524	540	541	544	562	571	559	545	535	542	538	540	552	549	561	555	565	579	553	554	548
23	547	546	536	531	537	547	543	556	564	575	569	553	550	547	534	540	555	558	561	563	567	...	...	...	...
24	...	...	...	...	...	...	...	...	...	...	...	...	...	...	...	...	...	...	...	...	...	...	...	...	...
25	543	543	529	532	547	539	537	533	546	558	548	541	532	538	546	533	551	570	536	545	544	550	551	544	543
26	547	540	538	538	540	536	533	539	538	567	555	546	542	543	532	534	553	566	558	558	554	558	562	559	547
27	554	549	546	550	549	548	549	555	566	567	554	544	538	534	538	546	552	553	559	554	555	566	566	567	552
28	577	579	583	589	590	596	595	602	605	606	610	605	606	592	586	594	609	610	613	621	613	620	613	612	601
29	612	614	611	606	606	604	603	601	617	613	615	600	599	599	606	604	607	615	612	612	617	612	600	599	608
30	604	604	601	604	596	623	606	613	615	619	614	597	589	581	576	594	603	623	615	606	606	609	590	603	604
31	569	582	558	581	604	581	577	602	608	595	569	575	579	563	582	558	570	592	567	580	583	565	559	560	578
MEANS	546	543	543	543	548	548	545	550	562	563	554	545	541	539	540	544	554	561	556	557	560	555	552	550	550

TABLE 235

EARTH-CURRENT POTENTIALS AT WATHEROO MAGNETIC OBSERVATORY

EXPRESSED IN TENTHS OF MILLIVOLTS — VALUES POSITIVE EXCEPT AS INDICATED

JULY 1940

(THE TABULAR VALUES ARE AVERAGES FOR SUCCESSIVE PERIODS OF ONE HOUR AS INDICATED 120° EAST MERIDIAN MEAN TIME)

COMPONENT EASTWARD LINE OR LENGTH IN KMS 9.90 DIRECTION TRUE E

DAY	0-1	1-2	2-3	3-4	4-5	5-6	6-7	7-8	8-9	9-10	10-11	11-12	12-13	13-14	14-15	15-16	16-17	17-18	18-19	19-20	20-21	21-22	22-23	23-24	MEAN
1	1072	1071	1054	1069	1061	1066	1065	1061	1065	1066	1065	1061	1082	1084	1063	1068	1074	1073	1067	1073	1076	1073	1064	1065	1068
2	1061	1066	1058	1063	1062	1060	1055	1054	1060	1066	1067	1075	1083	1081	1082	1070	1067	1078	1080	1081	1080	1071	1070	1066	1069
3	1060	1064	1063	1058	1069	1064	1062	1052	1062	1073	1058	1052	1076	1105	1104	1084	1055	1069	1066	1077	1077	1050	1032	1055	1066
4	1058	1061	1040	1062	1064	1055	1078	1090	1048	1063	1064	1063	1086	1055	1075	1065	1075	1065	1073	1058	1070	1070	1064	1059	1064
5	1027	1063	1061	1070	1045	1075	1063	1071	1023	1054	1067	1069	1067	1072	1085	1062	1076	1066	1075	1079	1080	1050	1068	1068	1063
6	1068	1060	1058	1051	1060	1053	1057	1065	1073	1052	1083	1061	1053	1073	1057	1054	1061	1058	1062	1076	1086	1048	1061	1053	1059
7	....	....	....	....	....	....	....	....	....	....	....	....	....	....	....	....	....	....	....	....	....	....	....	....	....
8	1059	1059	1048	1058	1057	1058	1058	1058	1060	1063	1059	1053	1059	1054	1053	1056	1058	1055	1063	1069	1076	1079	1073	1064	1060
9	1059	1057	1052	1050	1042	1042	1048	1047	1068	1056	1064	1075	1036	1077	1055	1061	1059	1046	1069	1086	1078	1079	1079	1069	1061
10	....	....	....	....	....	....	....	....	....	....	....	....	....	....	....	....	....	....	....	....	....	....	....	....	....
11	1061	1065	1044	1050	1041	1044	1027	1045	1055	1083	1058	1056	1076	1040	1041	1044	1055	1047	1044	1059	1062	1056	1060	1055	1051
12	1056	1060	1051	1048	1041	1050	1049	1045	1050	1059	1068	1057	1071	1064	1055	1046	1053	1048	1057	1054	1061	1057	1063	1068	1056
13	....	....	....	....	....	....	....	....	....	....	....	....	....	....	....	....	....	....	....	....	....	....	....	....	....
14	1065	1072	1036	1041	1043	1033	1032	1035	1045	1037	1037	1110	1027	1050	1064	1024	1062	1055	1065	1048	1090	1067	1038	1041	1051
15	1049	1045	1036	1038	1028	1034	1030	1029	1023	1046	1063	1047	1057	1035	1053	1059	1039	1043	1045	1039	1049	1020	1040	1039	1041
16	1043	1034	1044	1041	1041	1037	1022	1013	1038	1047	1048	1045	1045	1037	1034	1035	1051	1040	1040	1045	1044	1042	1026	1040	1039
17	1057	1051	1044	1042	1058	1036	1024	1025	1029	1040	1037	1047	1045	1037	1056	1055	1053	1045	1046	1044	1040	1035	1038	1032	1042
18	1035	1032	1032	1029	1034	1033	1030	1026	1026	1032	1031	1036	1040	1045	1049	1041	1046	1046	1050	1057	1055	1048	1046	1039	1039
19	1041	1030	1038	1038	1040	1041	1037	1032	1030	1044	1047	1039	1035	1040	1048	1060	1048	1052	1054	1037	1062	1054	1057	1041	1044
20	1039	1041	1039	1044	1047	1024	1048	1051	1053	1037	1037	1041	1051	1060	1055	1064	1065	1052	1061	1064	1068	1061	1054	1049	1050
21	1044	1044	1041	1041	1050	1050	1050	1049	1052	1052	1047	1036	1050	1050	1046	1050	1067	1072	1065	1086	1046	1049	1044	1037	1051
22	1012	1039	1021	1023	1013	1019	1029	1032	1041	1037	1048	1038	1049	1051	1074	1055	1008	1047	1034	1047	1043	1055	1038	1029	1037
23	1025	1006	1010	1017	1011	1030	1030	1033	1037	1027	1032	1042	1060	1057	1037	1041	1034	1026	1040	1052	1035	....	....	....	....
24	....	....	....	....	....	....	....	....	....	....	....	....	....	....	....	....	....	....	....	....	....	....	....	....	....
25	1027	1024	1006	1011	1012	1014	1016	1023	1025	1040	1043	1031	1035	1039	1023	1023	1007	1007	1002	1017	1025	1027	1024	1021	1022
26	1020	1016	1008	1003	1004	1005	1009	1012	1025	1016	1021	1032	1017	1011	1023	1004	1014	998	1010	1011	1013	1021	1022	1029	1014
27	1000	1004	1010	1006	999	1004	1007	1003	1014	1015	1024	1025	1022	1019	1023	1023	1016	1011	1021	1021	1013	1023	1025	1019	1014
28	1021	1017	1013	1014	1017	1013	1011	1020	1014	1016	1036	1040	1048	1039	1039	1040	1034	1036	1048	1030	1037	1039	1032	1033	1029
29	1034	1026	1031	1013	1011	1011	1010	1004	1005	1020	1030	1025	1024	1018	1048	1024	1029	1031	1026	1034	1027	1007	1021	1018	1022
30	1015	1019	1027	1018	1000	1030	1011	1022	1014	1025	1012	1028	1033	1018	1040	1037	1048	1063	1037	1028	1042	1038	1019	1007	1028
31	1027	1022	1022	1017	1030	1033	1032	1038	1017	1051	1023	1005	1021	1041	1046	1004	1039	1031	1017	1022	1034	1005	1009	996	1024
MEANS	1042	1042	1035	1035	1037	1038	1037	1038	1039	1046	1048	1048	1050	1050	1054	1046	1048	1048	1049	1052	1055	1047	1045	1042	1045

TABLE 236

EARTH-CURRENT POTENTIALS AT WATHEROO MAGNETIC OBSERVATORY

AUGUST 1940 EXPRESSED IN TENTHS OF MILLIVOLTS — VALUES NEGATIVE EXCEPT AS INDICATED AUGUST 1940

(THE TABULAR VALUES ARE AVERAGES FOR SUCCESSIVE PERIODS OF ONE HOUR AS INDICATED 120° EAST MERIDIAN MEAN TIME)

COMPONENT NORTHWARD LINE OQ LENGTH IN KMS 3.425 DIRECTION TRUE N

DAY	0-1	1-2	2-3	3-4	4-5	5-6	6-7	7-8	8-9	9-10	10-11	11-12	12-13	13-14	14-15	15-16	16-17	17-18	18-19	19-20	20-21	21-22	22-23	23-24	MEAN
1	559	549	555	551	560	554	558	566	583	559	540	571	538	540	530	549	557	570	560	558	550	545	543	543	554
2	543	547	524	549	539	540	532	546	566	550	541	538	530	503	509	523	533	545	537	535	535	539	532	526	536
3	511	517	515	490	530	526	521	530	539	528	525	520	489	470	471	510	530	516	512	520	536	525	529	477	514
4	504	494	482	471	500	489	491	499	501	508	502	495	477	473	451	459	481	490	491	486	484	488	477	475	486
5	469	464	460	459	450	464	453	453	477	489	470	460	444	431	414	423	431	446	449	451	460	459	444	440	452
6	430	423	430	418	425	397	425	423	439	430	430	420	411	408	392	399	419	415	419	417	421	430	411	410	418
7	410	386	399	405	363	400	383	361	419	409	409	398	378	345	349	363	380	416	367	379	388	389	389	372	386
8	371	369	362	339	350	348	349	351	370	380	371	372	347	318	311	320	341	352	344	351	349	347	344	338	350
9	...	...	...	...	...	...	...	...	...	...	...	...	...	...	...	...	...	...	...	...	...	...	...	...	...
10	323	335	270	245	300	283	279	299	313	309	304	296	274	268	269	290	300	310	304	301	299	300	291	300	294
11	294	291	299	277	285	275	275	279	303	313	286	265	258	268	276	267	276	291	282	290	291	304	285	291	284
12	305	255	261	270	275	265	271	251	299	296	277	260	261	250	264	265	279	276	284	288	293	291	281	300	276
13	259	269	263	266	273	269	269	268	269	280	268	265	245	250	245	251	265	272	272	271	270	279	271	264	266
14	261	257	255	262	264	259	249	270	280	281	255	240	241	222	237	236	260	267	256	293	246	257	253	251	256
15	254	246	241	256	253	254	259	260	261	263	264	250	230	224	217	232	253	263	254	255	255	253	251	246	250
16	249	241	243	248	241	244	240	252	257	263	259	236	221	218	220	221	243	257	252	250	248	247	247	242	243
17	243	240	233	239	238	241	247	256	260	260	243	230	221	219	206	212	236	252	245	242	240	240	237	227	238
18	220	222	224	225	222	230	222	243	254	255	239	221	205	196	188	189	209	228	229	234	230	230	236	226	224
19	226	242	198	178	194	250	186	214	240	249	241	213	196	190	182	194	203	215	211	213	215	220	223	212	213
20	214	191	189	191	200	199	190	178	209	219	224	218	181	190	180	180	199	210	210	208	207	201	197	194	199
21	207	181	189	184	190	190	186	193	200	220	211	199	174	168	170	169	175	184	186	189	186	190	201	182	188
22	181	177	171	185	174	174	175	176	200	218	193	180	162	149	152	165	191	193	188	190	184	202	195	209	183
23	180	179	171	155	160	166	167	169	180	185	178	170	166	161	155	160	170	172	177	176	181	180	178	178	171
24	174	167	160	167	165	161	160	173	199	211	190	169	142	139	139	148	161	179	175	170	172	172	184	191	170
25	168	167	161	162	164	159	160	161	175	162	157	151	145	140	144	140	145	161	160	159	155	160	159	155	157
26	154	149	148	150	151	146	131	171	163	143	132	133	125	125	126	130	146	150	137	145	150	155	169	136	144
27	136	140	132	144	130	90	80	178	161	150	151	117	102	112	111	110	135	139	131	135	129	129	129	131	129
28	121	120	113	121	121	128	110	127	133	130	106	121	102	85	91	99	137	125	141	111	110	123	118	113	117
29	116	118	110	101	129	115	125	131	120	121	112	109	100	80	90	90	104	116	121	120	112	112	101	109	111
30	105	110	110	103	110	112	115	121	120	126	103	98	99	81	70	80	90	110	110	111	107	101	101	101	104
31	100	93	101	92	93	98	102	103	118	117	106	92	74	68	67	71	76	91	94	89	102	89	88	84	92
MEANS	276	271	266	263	268	268	264	273	287	288	276	267	251	243	241	248	264	274	270	271	270	272	269	264	267

TABLE 237

EARTH-CURRENT POTENTIALS AT WATHEROO MAGNETIC OBSERVATORY

AUGUST 1940 EXPRESSED IN TENTHS OF MILLIVOLTS — VALUES POSITIVE EXCEPT AS INDICATED AUGUST 1940

(THE TABULAR VALUES ARE AVERAGES FOR SUCCESSIVE PERIODS OF ONE HOUR AS INDICATED 120° EAST MERIDIAN MEAN TIME)

COMPONENT EASTWARD LINE OR LENGTH IN KMS 9.90 DIRECTION TRUE E

DAY	0-1	1-2	2-3	3-4	4-5	5-6	6-7	7-8	8-9	9-10	10-11	11-12	12-13	13-14	14-15	15-16	16-17	17-18	18-19	19-20	20-21	21-22	22-23	23-24	MEAN
1	1013	1019	1020	1010	1013	1005	1014	1015	1011	1054	1036	996	999	1011	1021	1032	1029	1027	1018	1019	1020	1029	1020	1012	1018
2	1020	1027	1012	1008	1024	1019	1031	1011	1022	1011	1010	1016	1029	1019	1040	1024	1023	1035	1027	1029	1033	1033	1026	1019	1023
3	1001	1022	1013	955	1030	1028	1030	1021	1025	1023	1022	1021	1023	1050	1071	1078	1085	1029	1081	1069	1080	1050	1047	952	1034
4	1010	962	1049	1005	1037	1032	1019	1018	1012	1020	1010	1020	1016	1028	1020	1026	1035	1009	1024	1026	1029	1027	1019	1014	1020
5	1010	1008	1002	1011	999	1002	1004	1000	1016	1023	1028	1011	1029	1010	1004	1006	1020	1036	1022	1043	1049	1040	1015	1012	1017
6	1010	1009	1018	1019	1007	999	1021	1018	1042	1030	1035	1044	1048	1009	1020	1020	1038	1020	1051	1030	1030	1039	1021	1005	1024
7	1002	991	998	1010	990	998	1015	993	1028	1030	1036	1019	1015	1008	1023	1001	1001	1022	1009	1024	1040	1014	1008	1009	1012
8	990	979	989	988	990	994	995	992	1014	1031	1023	1019	1014	1004	1020	1026	982	1011	992	1006	1002	1019	1021	1015	1005
9	....	....	....	....	....	....	....	....	....	....	....	....	....	....	....	....	....	....	....	....	....	....	....	....	....
10	1005	1012	975	985	975	1018	1027	1010	1009	1010	1020	1016	1007	1005	1015	1004	1013	1010	1001	1009	1029	1009	1013	1022	1008
11	1010	1018	1020	1007	1005	1001	990	999	1015	1016	1033	1025	1029	1031	1028	1011	1040	1019	1009	1009	1007	1029	1030	1010	1016
12	1010	1014	1011	992	1012	1012	1001	988	990	1002	1018	1021	1019	1040	1027	1030	1021	1031	1031	1025	1032	1018	999	1009	1015
13	990	1005	1008	1010	1007	1010	1000	1001	990	999	1006	1021	1013	1041	1027	1022	1015	1011	1010	1011	1005	1012	1015	1015	1010
14	1011	1003	1007	1003	1008	1005	994	993	1004	1012	1018	1030	1031	1014	1001	1006	1028	1020	1002	997	1018	1003	1000	996	1008
15	993	992	990	1004	1002	991	995	1001	991	994	995	1002	1009	1019	1010	1001	1000	1002	1004	1003	1004	1001	994	995	1000
16	998	997	999	998	1000	996	991	988	990	996	999	1007	1014	1023	1035	1026	1010	1007	1010	1013	1014	1010	1005	1004	1005
17	1001	999	1005	1005	1002	1004	1000	1000	1001	1008	1014	1010	1020	1022	1009	1007	1008	1010	1008	1015	999	996	994	989	1005
18	990	989	988	986	986	985	986	981	990	988	990	992	999	1013	1016	1002	1005	1010	1021	1019	1015	1015	981	1041	1000
19	1010	1010	1012	977	991	990	953	981	986	1001	1011	1005	1003	1004	1018	1010	997	1000	997	1000	1016	1021	1020	1011	1001
20	1000	979	985	989	984	990	991	980	990	1010	1010	1022	1017	1049	1015	998	997	1009	1012	1008	1011	996	995	1003	1002
21	992	980	999	999	1000	995	998	999	998	1000	1008	1017	974	988	1011	1015	1000	999	995	1011	995	995	1025	998	1000
22	985	991	990	991	976	971	967	957	980	976	985	997	1002	1004	981	999	995	999	998	1004	1001	1030	1019	1028	993
23	1000	981	979	960	973	961	970	976	980	984	998	992	995	1009	1009	1009	999	983	984	990	997	996	999	998	988
24	998	986	960	976	969	977	979	972	969	1018	979	987	985	991	989	975	963	964	966	969	974	972	1048	1067	985
25	970	965	959	961	951	947	945	945	954	949	987	965	971	983	998	986	968	971	970	970	971	976	971	976	966
26	972	971	960	962	959	969	942	969	970	971	977	983	991	988	977	971	969	980	969	968	985	1000	999	973	974
27	969	975	978	998	968	966	915	969	992	1017	1008	991	990	1041	980	995	969	950	962	975	973	976	980	983	980
28	970	969	959	965	968	950	958	980	971	989	1020	1016	967	960	981	965	969	971	965	966	979	972	969	968	973
29	965	972	966	958	961	958	969	961	960	988	970	979	993	999	982	976	983	980	971	980	968	931	981	975	972
30	975	972	969	969	977	979	971	982	985	980	970	987	978	989	990	992	988	981	976	985	969	973	978	969	978
31	970	962	971	972	977	972	980	978	972	978	980	984	982	975	991	990	979	978	986	981	987	981	978	971	978
MEANS	995	992	993	989	991	991	988	989	995	1004	1006	1006	1005	1011	1010	1007	1004	1002	1002	1005	1008	1005	1008	1001	1000

TABLE 238

EARTH-CURRENT POTENTIALS AT WATHEROO MAGNETIC OBSERVATORY

SEPTEMBER 1940 EXPRESSED IN TENTHS OF MILLIVOLTS — VALUES POSITIVE EXCEPT AS INDICATED SEPTEMBER 1940

(THE TABULAR VALUES ARE AVERAGES FOR SUCCESSIVE PERIODS OF ONE HOUR AS INDICATED 120° EAST MERIDIAN MEAN TIME)

COMPONENT NORTHWARD LINE OQ LENGTH IN KMS 3.425 DIRECTION TRUE N

DAY	0-1	1-2	2-3	3-4	4-5	5-6	6-7	7-8	8-9	9-10	10-11	11-12	12-13	13-14	14-15	15-16	16-17	17-18	18-19	19-20	20-21	21-22	22-23	23-24	MEAN
1	-83	-80	-79	-81	-82	-81	-91	-71	-101	-101	-85	-90	-80	-31	-60	-64	-81	-98	-91	-145	-148	-93	-103	-77	-87
2	-60	-60	-77	-64	-63	-72	-83	-85	-94	-102	-110	-74	-68	-62	-81	-89	-77	-83	-97	-70	-88	-101	-73	-71	-79
3	-73	-62	-65	-44	-63	-66	-70	-79	-49	-79	-83	-59	-39	-21	-40	-53	-65	-65	-76	-74	-81	-65	-71	-64	-63
4	-46	-50	-53	-61	-36	-61	-49	-54	-69	-50	-42	-41	-21	-28	-35	-29	-51	-52	-88	-39	-54	-52	-57	-57	-49
5	-49	-42	-37	-44	-31	-32	-40	-54	-69	-61	-49	-32	-18	-22	-20	-25	-39	-56	-38	-51	-53	-60	-49	-40	-42
6	-50	-38	-32	-41	-20	-31	-39	-39	-55	-51	-38	-20	2	1	4	-10	-30	-41	-51	-17	-40	-38	-31	-34	-31
7	-31	-23	-30	-25	-23	-4	-19	-39	-31	-31	-38	-16	-9	6	-12	-19	-38	-30	-68	-1	-20	-47	-30	-11	-24
8	-39	-6	-8	0	-6	29	-27	-20	-39	-38	-31	6	11	10	6	2	-10	-12	-19	-28	-10	-34	-17	-32	-13
9	-24	1	1	1	-4	-5	-10	-13	6	5	4	1	19	11	11	14	8	1	-3	-5	0	-10	5	-8	0
10	-11	12	19	20	31	22	9	19	0	9	18	31	44	40	40	25	21	11	11	15	11	11	17	19	18
11	20	19	20	19	15	19	25	17	9	12	17	35	56	60	45	39	27	20	20	22	13	11	18	10	24
12	19	25	41	31	27	21	25	8	7	11	21	40	55	62	56	39	26	23	20	25	27	25	27	31	29
13	36	38	32	30	30	29	27	20	19	30	37	58	71	74	59	38	25	25	31	33	33	33	40	40	37
14	41	45	45	43	41	43	38	26	19	34	61	87	98	98	74	59	39	30	40	41	44	45	50	40	49
15	38	59	37	50	78	80	50	51	39	60	68	74	91	89	98	67	62	48	56	55	58	52	61	73	62
16	70	81	69	80	69	79	69	69	59	61	76	101	121	121	92	80	76	70	71	77	70	79	39	80	78
17	130	110	117	96	94	94	80	81	85	95	109	136	141	138	119	102	94	91	91	91	94	93	99	104	104
18	108	107	106	114	111	109	97	80	91	109	125	155	162	158	140	113	104	101	110	109	111	109	114	120	115
19	130	134	140	136	141	133	125	116	108	126	148	175	198	186	170	155	138	129	132	141	139	140	145	145	143
20	154	155	160	165	167	161	152	139	134	149	184	206	228	210	197	181	166	173	165	169	164	166	171	151	170
21	184	199	200	200	200	189	189	178	170	189	191	210	228	229	218	201	188	176	197	168	185	198	179	205	195
22	209	213	201	202	200	199	204	203	190	191	202	223	245	247	235	221	199	161	228	211	205	190	210	213	208
23	221	225	210	223	212	213	216	215	197	202	213	240	262	264	241	232	222	211	218	213	211	221	216	221	222
24	220	222	223	219	219	231	225	204	199	211	240	258	279	264	243	227	210	212	225	225	229	227	226	223	228
25	228	230	231	231	231	229	233	211	216	219	225	259	269	270	233	229	216	221	230	216	228	237	229	230	231
26	248	216	230	251	241	241	242	200	220	238	271	288	290	284	257	236	226	235	241	236	239	242	241	239	244
27	226	189	164	279	271	239	229	215	239	299	291	279	276	269	240	231	225	227	232	230	236	240	249	228	242
28	258	254	283	255	259	231	263	243	228	260	256	260	269	269	232	255	231	240	200	249	232	211	241	241	247
29	...	...	...	...	...	...	...	...	...	...	...	...	...	...	...	...	...	...	...	...	...	...	...	...	...
30	...	...	...	...	...	...	...	...	...	...	...	...	...	...	...	...	...	...	...	...	...	...	...	...	...
MEANS	74	78	77	82	82	80	74	66	62	71	82	100	114	114	99	88	75	70	71	75	73	72	77	79	80

TABLE 239

EARTH-CURRENT POTENTIALS AT WATHEROO MAGNETIC OBSERVATORY

SEPTEMBER 1940 EXPRESSED IN TENTHS OF MILLIVOLTS — VALUES POSITIVE EXCEPT AS INDICATED SEPTEMBER 1940

(THE TABULAR VALUES ARE AVERAGES FOR SUCCESSIVE PERIODS OF ONE HOUR AS INDICATED 120° EAST MERIDIAN MEAN TIME)

COMPONENT EASTWARD LINE OR LENGTH IN KMS 9.90 DIRECTION TRUE E

DAY	0-1	1-2	2-3	3-4	4-5	5-6	6-7	7-8	8-9	9-10	10-11	11-12	12-13	13-14	14-15	15-16	16-17	17-18	18-19	19-20	20-21	21-22	22-23	23-24	MEAN
1	971	972	968	971	968	970	990	972	970	1011	979	989	989	988	1038	992	969	990	1008	1051	990	1019	960	988	988
2	...	...	...	...	...	...	...	...	...	...	...	...	...	...	...	...	...	...	...	...	...	...	...	...	...
3	957	951	958	944	953	959	952	969	969	921	947	962	964	996	988	960	962	999	992	1002	1000	970	966	955	967
4	931	962	971	965	926	935	997	974	979	1003	959	937	969	952	966	960	980	991	963	984	980	961	962	960	967
5	955	956	952	954	939	936	977	961	972	980	994	989	964	967	955	950	971	962	971	973	979	998	981	949	967
6	975	965	949	956	959	979	968	974	980	985	995	972	980	988	956	963	969	968	969	989	957	967	963	966	971
7	960	961	955	957	957	950	950	979	993	1003	1003	1019	1029	999	988	961	989	958	972	938	969	986	979	937	975
8	976	975	963	962	961	960	964	979	969	973	969	993	996	956	961	965	956	985	984	951	961	999	945	940	967
9	1000	977	971	968	962	957	953	965	977	977	986	980	960	981	980	969	985	981	955	944	959	972	988	975	972
10	964	963	949	959	950	938	959	954	960	960	968	962	967	955	967	964	956	958	957	956	956	961	962	961	959
11	963	958	955	957	953	954	948	943	949	960	950	953	953	959	974	976	971	970	969	965	960	959	964	966	960
12	965	951	951	944	940	944	941	951	943	945	942	954	950	947	961	971	971	971	957	958	956	958	941	962	953
13	955	957	962	951	961	969	956	962	953	951	948	951	966	955	956	966	966	961	960	967	960	955	955	968	959
14	963	958	953	950	960	956	961	981	989	973	963	980	943	950	951	963	949	969	968	972	975	964	970	982	964
15	970	967	929	998	972	957	985	978	969	961	967	959	991	943	951	971	980	948	959	971	978	948	931	951	966
16	941	950	946	958	968	966	962	973	969	970	958	951	976	959	979	974	969	961	961	959	973	981	1010	980	966
17	938	940	939	970	963	959	963	961	966	961	946	940	941	943	949	947	957	971	977	973	974	968	960	958	957
18	954	952	954	946	954	956	968	961	967	960	948	948	950	953	959	969	968	968	972	978	971	969	964	960	960
19	961	960	953	955	965	955	963	960	977	973	959	954	969	965	959	949	958	960	959	966	970	964	961	957	961
20	949	952	950	945	951	946	951	956	956	950	937	960	970	977	930	942	972	960	989	994	972	986	970	990	961
21	969	937	941	940	938	953	960	961	941	945	958	956	971	975	955	982	955	984	979	1029	985	988	965	948	964
22	941	949	951	929	903	941	924	951	949	954	942	941	954	945	960	956	983	989	943	970	966	968	934	987	951
23	961	944	939	920	950	964	945	949	950	958	974	949	961	992	943	966	961	949	973	954	964	964	965	951	956
24	957	950	951	930	919	960	949	950	964	956	986	972	990	959	945	948	956	969	952	941	959	955	947	969	955
25	943	954	950	950	940	945	949	953	971	976	965	940	952	970	951	929	941	953	963	969	954	936	953	959	953
26	898	931	939	960	950	961	939	962	954	959	968	953	941	941	948	951	952	952	949	949	951	950	948	933	950
27	951	931	1020	996	1051	1011	950	980	1010	990	971	959	969	987	964	959	978	989	956	922	927	923	946	986	966
28	959	907	955	980	967	952	973	950	990	941	939	990	998	971	959	968	980	931	910	964	966	941	961	969	961
29	...	...	...	...	...	...	...	...	...	...	...	...	...	...	...	...	...	...	...	...	...	...	...	...	...
30	...	...	...	...	...	...	...	...	...	...	...	...	...	...	...	...	...	...	...	...	...	...	...	...	...
MEANS	957	949	957	956	955	958	959	964	968	967	965	963	969	965	963	962	967	967	965	970	967	967	963	963	963

TABLE 240

EARTH-CURRENT POTENTIALS AT WATHEROO MAGNETIC OBSERVATORY

OCTOBER 1940 — EXPRESSED IN TENTHS OF MILLIVOLTS — VALUES POSITIVE EXCEPT AS INDICATED — OCTOBER 1940

(THE TABULAR VALUES ARE AVERAGES FOR SUCCESSIVE PERIODS OF ONE HOUR AS INDICATED 120° EAST MERIDIAN MEAN TIME)

COMPONENT NORTHWARD LINE OQ LENGTH IN KMS 3.425 DIRECTION TRUE N

DAY	0-1	1-2	2-3	3-4	4-5	5-6	6-7	7-8	8-9	9-10	10-11	11-12	12-13	13-14	14-15	15-16	16-17	17-18	18-19	19-20	20-21	21-22	22-23	23-24	MEAN
1	248	235	256	249	274	220	221	217	231	249	271	281	281	266	241	243	224	211	211	220	219	214	223	228	239
2	206	198	270	251	271	249	230	231	229	247	257	276	277	264	248	231	231	235	228	206	231	199	233	243	239
3	...	...	...	...	...	...	...	...	...	...	...	...	...	...	...	...	...	...	...	...	...	...	...	...	...
4	240	238	270	221	235	229	240	222	217	231	245	269	260	250	248	243	222	218	222	223	219	224	221	221	234
5	224	229	232	234	232	232	230	221	218	224	240	259	275	260	251	227	221	215	219	217	211	207	221	229	230
6	228	231	230	237	229	233	229	211	209	221	242	256	261	270	252	245	229	224	220	218	198	206	229	217	230
7	212	219	236	231	229	249	208	232	249	244	236	255	270	270	240	228	210	221	190	193	188	185	199	201	225
8	211	173	224	248	297	228	205	221	262	252	232	251	233	249	238	216	204	190	204	211	220	219	209	180	224
9	233	240	223	264	257	223	217	216	210	209	230	244	259	255	252	240	227	212	220	226	224	224	224	215	231
10	225	225	221	224	233	209	208	199	205	221	250	279	279	265	254	227	209	201	208	195	215	220	229	226	226
11	225	222	213	218	219	225	213	207	218	224	244	264	263	248	239	226	208	209	209	209	211	198	218	218	223
12	229	220	223	224	211	206	201	197	211	219	241	260	269	250	230	224	200	195	205	207	206	212	212	213	219
13	216	214	219	215	216	229	194	181	199	220	242	260	260	251	232	214	199	203	207	211	206	214	214	219	218
14	216	219	221	214	220	205	199	194	202	214	235	258	261	247	232	211	201	209	210	210	208	213	215	219	218
15	220	221	222	226	217	209	192	194	197	219	242	267	267	255	213	211	208	190	213	207	189	237	210	221	219
16	219	234	224	213	220	211	194	197	210	240	245	260	265	260	246	221	206	204	213	214	209	204	203	214	...
17	220	249	210	209	235	215	205	193	199	205	232	252	261	255	230	219	210	209	210	209	203	209	208	210	219
18	210	216	213	212	214	206	214	201	190	209	207	254	255	249	253	189	188	188	199	193	201	196	199	210	211
19	209	211	217	215	228	210	219	176	214	184	219	239	261	247	253	210	172	199	190	190	170	230	221	217	212
20	221	220	224	232	239	194	191	179	170	202	223	239	235	251	245	223	205	197	196	203	199	200	194	200	212
21	201	201	204	212	209	208	185	185	191	192	234	250	248	219	219	200	190	185	186	179	219	202	197	194	205
22	209	200	220	216	231	209	212	164	169	191	231	238	245	253	180	211	199	192	191	156	190	213	203	197	205
23	199	199	202	201	211	197	183	170	181	198	216	237	248	237	219	211	186	187	190	199	195	194	192	195	202
24	197	196	197	196	201	192	179	176	184	197	214	238	245	241	227	204	192	188	194	198	198	199	195	202	202
25	200	205	204	206	202	195	187	181	185	193	229	240	251	245	230	207	192	191	205	190	197	213	204	210	207
26	207	211	204	211	198	200	219	197	188	190	217	239	241	240	226	217	203	221	201	189	194	188	148	212	207
27	151	189	202	225	216	217	220	200	209	224	242	244	228	216	211	189	187	194	170	182	204	201	203	212	206
28	199	210	205	220	195	189	187	182	179	211	229	238	243	240	227	205	194	182	181	194	188	190	193	201	203
29	190	201	207	205	227	181	184	180	190	211	239	248	235	214	209	194	187	189	181	180	189	194	195	189	201
30	197	200	203	201	193	190	182	175	187	203	233	252	250	225	202	191	180	185	189	190	184	187	195	194	200
31	195	193	194	193	184	183	179	184	193	213	235	242	226	209	199	187	164	161	187	189	190	182	178	170	193
MEANS	212	213	220	221	225	211	205	200	203	214	235	253	255	246	231	215	201	200	201	200	202	206	206	209	216

TABLE 241

EARTH-CURRENT POTENTIALS AT WATHEROO MAGNETIC OBSERVATORY

OCTOBER 1940 EXPRESSED IN TENTHS OF MILLIVOLTS — VALUES POSITIVE EXCEPT AS INDICATED OCTOBER 1940

(THE TABULAR VALUES ARE AVERAGES FOR SUCCESSIVE PERIODS OF ONE HOUR AS INDICATED 120° EAST MERIDIAN MEAN TIME)

COMPONENT EASTWARD LINE OR LENGTH IN KMS 9.90 DIRECTION TRUE E

DAY	0-1	1-2	2-3	3-4	4-5	5-6	6-7	7-8	8-9	9-10	10-11	11-12	12-13	13-14	14-15	15-16	16-17	17-18	18-19	19-20	20-21	21-22	22-23	23-24	MEAN
1	959	956	946	969	956	979	978	986	1001	961	937	936	951	974	940	960	960	989	970	989	972	959	918	918	961
2	906	960	918	899	1018	987	971	976	964	945	932	919	927	929	963	950	957	973	969	966	969	970	974	941	954
3	...	...	...	...	...	...	...	...	...	...	...	...	...	...	...	...	...	...	...	...	...	...	...	...	...
4	920	930	882	957	951	954	959	970	984	951	980	953	950	924	924	940	949	952	945	950	958	959	951	944	947
5	943	926	930	931	937	940	948	956	957	967	950	953	930	931	923	927	926	940	949	954	953	958	918	955	942
6	940	933	935	938	940	932	934	942	951	960	958	953	943	938	941	938	942	933	960	971	972	969	951	959	947
7	908	980	948	940	942	923	952	979	941	951	973	975	971	964	970	993	1010	999	931	960	1027	953	952	960	963
8	962	927	920	920	893	940	949	979	972	1002	1003	979	968	967	982	949	931	939	945	921	927	921	939	951	949
9	929	928	968	919	931	958	951	974	944	944	959	968	971	948	925	926	932	949	937	936	933	931	936	932	943
10	941	942	938	936	939	933	934	944	945	957	953	942	944	944	943	931	934	944	960	960	963	941	940	941	944
11	939	946	951	955	944	939	941	939	935	949	952	952	946	959	939	950	945	955	939	953	949	925	944	943	945
12	948	941	933	929	932	933	925	929	912	921	919	933	950	955	945	933	944	952	950	964	933	931	933	939	937
13	930	939	944	943	946	946	950	957	951	963	937	937	942	945	943	954	959	948	956	953	964	957	954	953	949
14	949	956	951	954	959	961	959	969	970	965	957	946	949	943	942	951	963	962	972	968	967	965	962	958	958
15	966	958	952	949	967	977	975	958	958	950	949	925	943	953	971	948	950	997	952	957	945	977	959	952	958
16	961	947	961	954	980	1003	966	1007	1049	1090	959	949	936	936	941	955	964	962	967	949	951	966	979	949	...
17	941	920	950	976	966	960	961	967	956	955	950	942	940	935	944	956	965	961	963	965	961	968	961	959	955
18	953	950	946	956	958	960	976	971	968	951	940	929	941	924	951	1000	941	965	954	954	948	960	954	950	954
19	949	947	956	950	937	970	948	951	986	973	961	998	938	959	939	955	993	972	949	970	969	956	951	949	959
20	930	951	951	952	960	949	942	961	970	997	987	976	956	969	957	943	946	976	963	964	949	943	942	943	957
21	928	928	928	929	932	930	936	931	959	938	938	930	949	947	946	944	950	969	981	973	929	944	959	946	944
22	921	969	948	931	950	946	934	973	971	968	971	958	962	960	950	984	953	940	980	979	976	942	940	943	956
23	946	942	940	938	940	941	935	955	964	964	958	950	925	930	939	933	937	937	940	943	952	953	952	959	945
24	953	957	950	950	950	953	953	960	962	961	954	946	949	942	942	948	949	957	955	951	950	953	960	951	952
25	953	950	957	949	947	948	951	953	962	969	955	948	941	951	939	944	950	950	948	960	966	944	932	949	951
26	...	...	...	...	...	...	...	...	...	...	...	...	...	...	...	...	...	...	...	...	...	...	...	...	...
27	990	1033	990	941	983	963	953	974	962	952	932	933	978	947	961	976	973	947	960	940	961	920	973	921	961
28	970	960	965	939	969	948	959	961	963	969	951	937	949	933	948	964	969	968	951	953	950	943	954	942	955
29	959	957	957	956	940	968	959	956	958	963	957	952	941	941	956	968	970	960	955	947	955	949	947	952	955
30	949	950	955	950	961	960	964	971	963	963	945	920	922	943	955	970	983	962	965	959	966	959	942	949	955
31	945	945	955	966	970	967	970	960	976	960	941	932	945	947	950	965	970	978	987	975	955	958	965	960	960
MEANS	944	949	945	944	951	952	952	961	961	960	954	947	947	946	947	954	955	960	957	958	958	950	949	947	952

TABLE 242

EARTH-CURRENT POTENTIALS AT WATHEROO MAGNETIC OBSERVATORY

NOVEMBER 1940 — EXPRESSED IN TENTHS OF MILLIVOLTS — VALUES POSITIVE EXCEPT AS INDICATED — NOVEMBER 1940

(THE TABULAR VALUES ARE AVERAGES FOR SUCCESSIVE PERIODS OF ONE HOUR AS INDICATED 120° EAST MERIDIAN MEAN TIME)

COMPONENT NORTHWARD LINE OQ LENGTH IN KMS 3.425 DIRECTION TRUE N

DAY	0-1	1-2	2-3	3-4	4-5	5-6	6-7	7-8	8-9	9-10	10-11	11-12	12-13	13-14	14-15	15-16	16-17	17-18	18-19	19-20	20-21	21-22	22-23	23-24	MEAN
1	193	206	208	199	194	174	169	172	180	204	234	240	250	233	215	191	181	179	179	170	163	160	195	188	195
2	185	193	212	206	192	188	179	173	179	200	230	250	249	241	232	199	177	167	174	174	189	187	198	195	199
3	194	197	200	200	200	185	170	177	175	200	214	236	255	247	215	210	189	178	159	174	178	180	193	199	197
4	195	191	199	201	201	194	188	181	188	212	234	241	247	239	210	210	192	180	188	195	175	144	160	179	198
5	192	186	242	225	220	199	185	214	224	216	239	249	232	219	198	187	190	189	175	164	177	195	191	200	204
6	194	193	199	185	203	191	181	176	180	198	207	222	229	213	200	189	160	176	187	191	180	183	183	178	192
7	186	187	180	201	180	177	169	170	179	194	206	216	227	207	204	189	172	175	169	148	193	185	192	190	187
8	187	186	181	194	180	175	160	151	171	199	212	228	220	211	192	178	171	171	176	183	179	174	178	180	185
9	180	183	184	185	178	169	157	162	168	183	208	232	250	227	201	188	160	162	150	176	164	153	181	170	182
10	192	208	200	201	173	164	155	169	191	211	226	244	228	211	192	175	167	171	174	179	180	183	182	187	190
11	190	190	189	186	181	171	165	177	183	202	221	230	236	217	189	175	171	177	180	181	180	180	180	181	189
12	185	186	187	185	181	168	160	169	180	191	210	220	232	233	219	208	167	143	160	171	170	169	188	203	187
13	187	195	199	195	153	207	221	179	200	214	186	249	209	229	194	128	150	157	168	155	171	160	151	204	186
14	211	214	201	191	190	151	171	178	175	219	220	251	227	216	186	172	171	170	161	184	156	200	193	186	191
15	181	199	188	186	180	199	152	151	169	194	227	239	244	227	193	169	160	161	175	179	171	176	174	177	186
16	...	...	...	...	...	...	...	...	...	...	...	...	...	...	...	...	...	...	...	...	...	...	...	...	...
17	180	167	225	180	199	230	146	131	142	168	208	226	237	224	194	174	163	162	169	173	176	171	175	117	181
18	203	188	197	196	170	184	188	163	134	170	189	221	238	234	210	183	167	164	173	172	171	180	178	182	186
19	180	186	189	188	189	182	170	160	168	181	206	215	228	213	202	171	167	169	175	176	173	169	171	179	184
20	179	180	182	179	177	170	159	158	165	195	224	240	222	203	189	172	164	169	178	173	170	156	154	162	180
21	177	173	178	171	180	162	137	171	190	207	211	227	208	227	213	172	171	150	134	157	150	171	194	185	180
22	187	179	182	178	177	176	156	178	199	206	213	230	228	223	188	167	154	110	130	150	192	195	187	177	182
23	173	176	183	171	206	141	134	190	164	178	232	235	219	230	188	149	143	130	149	170	191	162	199	176	179
24	180	180	173	169	179	157	156	169	177	193	200	215	216	206	194	185	178	172	172	177	173	172	168	175	181
25	177	181	178	174	176	184	155	163	174	200	197	200	198	194	190	178	177	143	190	159	145	140	79	177	172
26	180	225	216	189	170	149	175	177	192	210	235	213	211	192	188	167	140	166	174	161	161	171	170	161	183
27	186	190	179	178	170	155	161	160	170	202	219	209	205	193	194	176	161	159	169	162	159	130	189	188	178
28	198	190	190	185	172	159	156	154	172	178	212	224	230	221	201	181	171	166	162	165	166	176	178	169	182
29	186	180	185	192	180	160	157	151	179	192	214	235	240	222	208	189	169	140	164	169	148	125	131	185	179
30	185	169	210	195	205	190	173	171	165	199	211	219	208	214	191	184	171	160	161	160	159	168	162	165	183
MEANS	187	189	194	189	185	176	166	169	177	197	215	230	228	220	200	180	168	163	168	171	171	170	175	180	186

TTABLE 243

EARTH-CURRENT POTENTIALS AT WATHEROO MAGNETIC OBSERVATORY

NOVEMBER 1940 — EXPRESSED IN TENTHS OF MILLIVOLTS — VALUES POSITIVE EXCEPT AS INDICATED — NOVEMBER 1940

(THE TABULAR VALUES ARE AVERAGES FOR SUCCESSIVE PERIODS OF ONE HOUR AS INDICATED 120° EAST MERIDIAN MEAN TIME)

COMPONENT EASTWARD LINE OR LENGTH IN KMS 9.90 DIRECTION TRUE E

DAY	0-1	1-2	2-3	3-4	4-5	5-6	6-7	7-8	8-9	9-10	10-11	11-12	12-13	13-14	14-15	15-16	16-17	17-18	18-19	19-20	20-21	21-22	22-23	23-24	MEAN
1	965	935	945	957	953	973	972	981	990	979	943	932	902	932	979	955	989	977	966	982	1000	960	955	953	962
2	957	953	920	962	960	970	976	990	988	989	986	968	943	932	947	966	977	970	960	989	971	974	969	961	966
3	962	955	957	959	963	969	972	989	989	980	985	979	940	945	940	951	970	981	982	1017	997	964	952	948	969
4	946	952	940	947	945	949	950	967	969	970	964	958	949	955	966	919	949	958	961	949	988	1028	993	995	961
5	930	999	939	940	953	967	982	977	953	954	954	986	949	969	959	990	971	990	968	937	947	958	977	951	965
6	945	956	957	953	943	950	954	957	970	971	957	956	954	960	963	948	948	948	949	951	960	955	949	955	954
7	959	938	953	935	941	940	946	957	956	950	956	964	957	965	947	998	963	944	966	960	968	961	959	950	956
8	960	956	959	951	956	945	950	960	967	956	960	956	954	961	969	970	964	969	964	957	969	958	960	960	960
9	964	960	961	963	961	961	969	968	964	965	970	959	951	971	959	959	997	990	990	973	986	963	969	984	969
10	967	951	950	955	965	975	978	974	952	941	940	943	951	963	970	975	971	965	966	959	960	965	965	965	961
11	967	962	970	970	971	976	980	980	961	948	933	935	946	968	980	979	987	985	972	969	971	970	970	971	963
12	968	971	970	979	975	983	991	955	990	971	975	961	958	955	958	933	950	1030	1049	952	952	950	919	963	971
13	943	962	946	1003	953	971	974	1021	937	1011	972	1015	1001	990	970	982	951	957	980	959	989	985	987	923	978
14	900	964	970	963	959	978	973	990	998	961	927	939	919	970	988	957	956	952	979	948	947	937	970	960	959
15	949	930	973	967	953	954	986	960	984	981	990	930	950	922	961	920	953	957	965	971	965	961	952	966	958
16	...	...	...	...	...	...	...	...	...	...	...	...	...	...	...	...	...	...	...	...	...	...	...	...	...
17	932	1015	984	957	992	970	998	1003	1001	976	965	953	938	944	949	969	970	977	970	971	969	969	960	961	970
18	973	972	951	964	985	989	987	948	986	989	974	979	954	946	944	957	979	971	970	982	980	970	973	970	970
19	970	970	969	968	960	975	982	982	968	975	960	949	937	944	937	992	989	960	960	982	983	972	966	980	968
20	969	964	959	951	968	962	980	997	990	988	973	959	952	967	955	941	970	964	949	962	955	979	980	980	967
21	950	962	960	961	948	962	978	1001	954	995	960	943	954	926	930	982	1010	1015	1021	954	958	961	970	967	968
22	974	961	955	968	968	962	971	983	962	967	979	959	970	1026	1012	1016	957	944	981	981	949	940	958	960	971
23	958	955	949	950	919	991	969	969	981	994	950	960	924	989	1017	1028	978	994	988	942	952	967	957	968	969
24	962	961	942	974	959	972	987	963	974	[illegible]	964	965	975	972	960	955	959	954	948	951	954	953	967	961	961
25	958	964	969	971	950	952	969	970	983	969	950	954	959	976	964	961	944	995	939	950	941	1022	1022	971	967
26	1025	962	945	1005	989	974	965	956	959	959	976	931	972	989	979	989	971	974	970	961	962	939	955	969	968
27	950	991	991	966	989	971	974	969	990	971	937	940	952	983	980	983	984	984	972	979	970	994	976	967	974
28	933	970	960	990	1002	939	983	987	979	991	974	978	975	963	969	969	974	993	981	977	986	971	951	986	977
29	973	984	985	977	986	982	975	1001	990	978	965	962	1005	1020	981	947	998	1001	976	995	972	1030	1041	930	986
30	939	939	959	974	992	1002	973	980	993	997	990	967	964	952	960	960	957	998	973	994	980	935	990	949	975
MEANS	950	964	959	966	966	970	973	975	976	974	963	958	954	962	965	967	970	976	973	967	968	969	969	963	967

TABLE 244

EARTH-CURRENT POTENTIALS AT WATHEROO MAGNETIC OBSERVATORY

DECEMBER 1940 — EXPRESSED IN TENTHS OF MILLIVOLTS — VALUES POSITIVE EXCEPT AS INDICATED — DECEMBER 1940

(THE TABULAR VALUES ARE AVERAGES FOR SUCCESSIVE PERIODS OF ONE HOUR AS INDICATED 120° EAST MERIDIAN MEAN TIME)

COMPONENT NORTHWARD LINE OQ LENGTH IN KMS 3.425 DIRECTION TRUE N

DAY	0-1	1-2	2-3	3-4	4-5	5-6	6-7	7-8	8-9	9-10	10-11	11-12	12-13	13-14	14-15	15-16	16-17	17-18	18-19	19-20	20-21	21-22	22-23	23-24	MEAN
1	182	180	188	199	181	170	170	181	172	185	210	223	211	201	192	184	166	170	162	160	177	167	160	170	182
2	178	178	191	169	169	170	181	172	163	171	215	229	214	223	201	189	170	180	121	171	169	164	179	172	181
3	181	198	187	179	177	177	199	150	160	173	203	219	215	211	209	190	180	167	163	141	169	160	151	194	181
4	185	199	180	185	188	189	162	160	164	182	196	210	215	210	193	190	178	167	172	157	160	174	151	160	180
5	180	188	201	187	185	167	154	172	183	181	194	210	208	201	190	188	183	178	172	175	177	162	166	161	182
6	181	192	171	179	179	169	167	187	185	193	205	195	202	198	195	192	176	175	169	175	173	163	167	176	182
7	167	191	174	177	182	166	168	169	180	189	199	205	208	208	187	185	171	167	164	170	180	170	172	170	180
8	172	171	170	169	167	160	157	161	180	191	203	217	205	200	185	179	168	168	170	172	174	175	171	172	177
9	176	172	177	177	170	170	170	169	180	191	202	230	222	220	201	189	178	147	154	174	161	161	182	187	182
10	179	179	177	175	171	165	171	164	180	192	215	218	209	217	187	182	185	170	168	171	187	181	181	173	183
11	130	180	201	191	170	167	140	170	169	180	203	221	196	180	170	164	172	180	182	175	169	169	168	172	176
12	169	181	165	171	181	173	150	137	211	178	205	204	195	176	157	159	152	162	161	165	151	167	165	164	171
13	162	173	185	175	167	144	152	161	165	209	214	205	194	190	177	160	152	159	170	170	173	168	161	165	173
14	180	189	171	173	172	147	149	153	176	182	195	191	196	181	176	172	162	170	161	132	153	175	180	173	171
15	154	146	163	190	176	157	157	145	160	197	219	222	201	190	171	157	157	158	167	129	169	149	140	169	168
16	181	200	168	160	183	151	168	163	135	162	192	221	230	218	190	165	149	148	160	163	140	148	170	171	172
17	169	170	179	165	161	150	147	135	150	171	200	217	199	190	171	151	149	158	160	152	121	140	151	166	163
18	162	160	155	163	166	147	150	148	167	175	205	194	188	173	162	137	132	142	148	133	162	150	140	141	158
19	142	141	157	157	153	135	127	124	138	170	178	189	184	177	159	148	134	132	140	135	147	147	139	140	150
20	133	142	141	143	132	125	106	118	147	161	167	177	187	184	174	149	142	132	99	120	70	150	147	122	140
21	100	135	177	150	160	150	88	140	135	160	158	173	187	141	150	124	104	121	84	109	135	118	107	170	...
22	105	147	141	108	137	110	91	112	108	136	155	156	142	136	124	116	103	98	103	69	83	107	103	98	116
23	89	131	108	102	95	98	85	86	108	122	139	136	124	115	100	93	91	86	74	71	51	94	74	85	98
24	78	107	98	127	81	67	84	73	86	107	99	116	100	91	85	74	72	73	64	74	66	70	63	74	84
25	66	69	68	69	81	62	50	47	73	88	107	93	85	86	75	40	47	57	43	42	46	60	56	64	66
26	44	60	64	63	53	39	51	43	70	85	89	87	73	55	48	43	38	23	29	33	33	47	43	43	52
27	39	40	30	49	43	22	24	43	50	60	76	77	59	39	39	39	16	20	18	20	-18	10	25	20	35
28	33	29	25	23	17	4	10	21	40	59	80	60	42	30	10	4	3	-1	21	8	12	14	-2	12	23
29	11	15	8	7	17	32	-2	11	19	31	64	48	22	10	10	-2	-8	-17	-38	7	11	-8	-9	-16	9
30	-25	-14	69	-7	-5	-11	-6	-14	-11	21	39	39	48	20	3	-31	-59	-9	-18	-28	-25	-46	-19	-10	-4
31	-42	-22	6	-29	-21	-24	-39	-36	-38	-12	22	20	4	-1	-23	-29	-33	-33	-42	-42	-39	-48	-63	-52	-26
MEANS	125	136	137	133	131	120	116	118	129	144	163	168	159	151	137	126	118	118	114	113	113	118	117	121	130

TABLE 245

EARTH-CURRENT POTENTIALS AT WATHEROO MAGNETIC OBSERVATORY

DECEMBER 1940 — EXPRESSED IN TENTHS OF MILLIVOLTS — VALUES POSITIVE EXCEPT AS INDICATED — DECEMBER 1940

(THE TABULAR VALUES ARE AVERAGES FOR SUCCESSIVE PERIODS OF ONE HOUR AS INDICATED 120° EAST MERIDIAN MEAN TIME)

COMPONENT EASTWARD LINE OR LENGTH IN KMS 9.90 DIRECTION TRUE E

DAY	0-1	1-2	2-3	3-4	4-5	5-6	6-7	7-8	8-9	9-10	10-11	11-12	12-13	13-14	14-15	15-16	16-17	17-18	18-19	19-20	20-21	21-22	22-23	23-24	MEAN
1	975	970	974	965	986	983	994	990	980	976	990	976	983	962	975	975	981	980	990	986	988	1000	992	982	981
2	967	949	945	984	957	992	992	1001	1001	988	1002	965	947	987	969	992	1020	1060	1030	1030	1032	1002	978	973	991
3	1010	980	971	975	983	980	981	995	998	1000	1000	971	990	975	967	977	977	987	1001	969	1021	999	1010	989	988
4	970	956	977	977	981	980	991	1009	1011	992	998	977	967	967	981	963	967	971	982	957	991	992	997	991	981
5	977	966	940	976	978	970	984	985	994	970	975	993	992	995	962	960	965	963	987	971	981	977	992	992	976
6	973	970	990	980	973	959	979	971	974	990	986	987	980	979	981	970	989	999	980	980	979	979	981	990	980
7	988	983	992	988	971	973	970	967	977	983	989	1000	1001	993	994	985	981	990	980	976	980	989	992	989	985
8	987	991	989	984	980	980	985	980	965	959	972	981	984	990	998	998	983	981	988	989	990	989	990	994	984
9	996	995	992	990	995	994	985	978	973	969	967	970	982	1006	1022	995	1009	1015	980	990	1011	1003	984	972	991
10	979	982	1009	1002	998	981	977	984	972	974	980	969	973	1012	982	973	981	985	988	980	973	973	979	976	983
11	997	1007	970	969	985	979	983	961	950	955	961	989	994	980	981	1021	1000	967	960	970	969	963	975	965	977
12	975	939	987	959	969	966	981	995	958	954	950	952	962	1001	1010	1021	1006	969	980	987	986	969	987	960	977
13	1000	982	979	990	991	990	984	974	1023	960	963	970	980	1007	1014	1021	969	1029	970	970	970	980	974	985	986
14	976	965	983	982	980	992	998	999	973	950	969	987	989	996	1009	990	1009	1014	984	992	999	987	972	978	986
15	972	940	1018	997	1004	1000	1006	1015	979	950	950	961	970	981	994	1002	1000	1002	994	992	992	983	970	987	986
16	972	940	979	980	990	987	1010	963	991	1000	1000	989	972	948	952	961	999	975	989	978	1000	980	980	976	980
17	964	973	978	986	996	984	1002	1000	985	969	962	954	977	975	990	990	988	987	979	973	980	979	983	983	980
18	976	974	978	979	972	991	990	1003	998	990	960	970	975	987	979	990	985	993	996	984	990	976	982	980	983
19	977	974	964	975	971	975	983	1009	1011	978	976	968	969	972	980	985	975	981	979	978	970	975	973	980	978
20	982	981	980	972	978	987	985	989	986	975	975	992	989	1003	982	956	961	1000	1010	1007	969	995	990	1016	986
21	1007	969	1022	1009	999	970	965	1011	1040	1006	989	1000	1030	978	942	931	990	957	1010	927	1009	981	962	990	...
22	1008	987	973	980	965	978	981	988	989	997	974	957	970	963	1000	983	977	982	977	977	980	1021	950	971	980
23	1020	983	988	999	994	990	1004	1025	986	967	979	975	976	984	991	1010	1002	1004	1014	996	949	1024	1010	1011	995
24	979	990	992	981	982	1000	1010	989	984	1004	984	978	998	1000	994	994	996	975	982	989	984	982	990	998	990
25	1001	990	1001	997	998	991	985	985	990	981	987	991	990	982	1030	1042	1018	994	1003	990	1008	993	995	982	997
26	1011	1016	1017	1020	1008	1012	998	995	980	975	980	988	998	1003	1013	1009	1020	1031	1030	1007	995	981	990	998	1003
27	1001	1006	987	990	1030	1021	1020	1009	998	990	1001	1000	997	1004	1006	1011	1028	1001	991	984	1048	1000	1000	972	1004
28	1014	1014	1016	1011	1020	1022	1017	1008	999	998	985	990	995	997	1010	1012	1032	1012	1004	1003	1012	997	1003	1000	1007
29	1000	1002	1006	1014	1005	996	1054	1045	1040	1008	990	1020	1040	1038	1020	968	1005	1017	1012	1017	1012	1011	989	977	1012
30	1018	1007	987	1005	1008	1008	1020	1020	1024	1008	999	993	969	980	999	1070	1045	1012	1011	1010	1015	1018	1010	972	1007
31	978	990	988	1021	1018	1001	971	1008	1058	1030	998	950	1002	1030	992	1013	1013	998	1002	1008	1019	1010	1003	1032	1002
MEANS	988	980	984	988	990	989	994	994	992	981	979	979	984	989	993	994	996	996	992	988	993	991	987	986	989

TABLE 246

EARTH-CURRENT POTENTIALS AT WATHEROO MAGNETIC OBSERVATORY

JANUARY 1941 EXPRESSED IN TENTHS OF MILLIVOLTS — VALUES NEGATIVE EXCEPT AS INDICATED JANUARY 1941

(THE TABULAR VALUES ARE AVERAGES FOR SUCCESSIVE PERIODS OF ONE HOUR AS INDICATED 120° EAST MERIDIAN MEAN TIME)

COMPONENT NORTHWARD LINE OQ LENGTH IN KMS 3.425 DIRECTION TRUE N

DAY	0-1	1-2	2-3	3-4	4-5	5-6	6-7	7-8	8-9	9-10	10-11	11-12	12-13	13-14	14-15	15-16	16-17	17-18	18-19	19-20	20-21	21-22	22-23	23-24	MEAN
1	77	50	20	14	25	55	56	53	71	52	22	+ 3	12	18	35	53	53	54	56	61	60	91	80	123	50
2	79	27	41	49	40	82	82	73	58	69	63	41	43	39	50	75	86	92	95	100	101	101	89	100	70
3	89	91	96	93	100	102	108	113	108	95	91	90	86	91	90	106	119	123	123	130	127	130	128	130	107
4	132	132	136	130	139	144	161	138	164	149	148	140	119	134	134	159	186	199	189	177	180	189	200	200	158
5	192	187	190	195	201	206	217	209	208	197	188	184	187	194	210	229	230	231	232	242	241	247	250	260	214
6	241	244	257	252	253	259	261	265	282	266	250	216	256	269	249	251	284	304	300	301	304	299	309	307	270
7	303	313	298	313	314	312	302	310	318	311	299	302	299	300	306	318	314	324	332	337	336	345	345	371	318
8	347	390	332	327	339	359	353	335	360	337	334	323	328	343	354	350	360	369	359	364	367	371	365	361	351
9	362	358	362	367	379	369	379	394	374	363	337	331	352	320	349	380	385	382	397	402	398	373	417	358	370
10	366	376	380	380	390	399	407	392	380	339	323	352	367	387	410	408	407	404	400	404	409	419	412	400	388
11	383	395	400	397	412	419	412	422	403	407	389	386	406	389	395	413	427	434	447	435	442	457	422	422	413
12	419	423	412	435	429	447	440	461	421	402	379	402	437	431	437	441	443	438	445	445	442	465	451	436	432
13	434	428	442	449	450	449	467	462	451	410	408	420	423	440	445	450	446	454	454	457	461	467	460	460	445
14	456	458	458	460	441	471	491	483	454	407	400	412	448	462	461	472	469	464	463	464	474	482	483	476	459
15	473	465	462	472	475	484	482	500	480	439	417	415	425	447	472	468	459	457	457	455	463	480	474	479	462
16	479	470	474	473	472	477	484	493	487	440	399	402	429	467	487	489	489	482	478	497	514	511	518	485	475
17	464	469	479	482	487	507	509	530	534	440	443	451	439	440	463	473	475	513	507	519	502	600	508	510	489
18	459	557	484	476	476	512	501	523	515	498	469	452	472	493	518	532	514	523	522	510	520	529	523	522	504
19	517	536	512	526	532	534	535	537	552	530	499	485	476	482	494	520	545	537	556	530	524	557	535	520	524
20	517	536	520	522	531	525	551	559	540	519	501	489	489	505	529	541	549	545	529	554	546	548	540	536	530
21	541	545	548	551	546	540	558	559	540	545	530	523	507	512	523	551	558	560	562	558	555	560	558	560	545
22	563	561	552	543	548	560	564	566	556	548	518	519	524	538	545	553	567	567	554	563	567	566	571	570	554
23	570	565	559	563	565	561	564	567	563	544	540	542	548	547	561	571	578	580	569	577	600	591	620	591	568
24	600	537	540	561	574	584	608	562	550	534	538	540	556	565	567	603	589	598	599	638	650	553	600	592	...
25	604	579	570	569	594	603	600	603	570	556	552	545	564	583	599	613	606	610	629	579	613	637	584	601	590
26	604	589	584	606	602	620	618	589	594	550	579	573	588	600	613	619	618	620	647	614	633	611	629	620	605
27	614	614	617	615	617	626	641	625	614	583	566	590	611	607	629	653	649	641	674	642	647	642	658	642	626
28	630	640	635	623	647	659	662	644	611	600	587	583	611	642	652	657	660	665	647	658	689	660	660	649	640
29	668	649	642	627	650	667	680	677	639	612	584	597	622	636	650	665	666	669	664	671	653	668	666	663	649
30	659	659	650	652	650	668	682	672	640	638	597	593	607	642	657	670	679	678	674	683	683	700	681	679	658
31	680	657	637	656	663	667	675	683	679	637	605	604	613	631	654	673	690	683	667	666	673	675	668	662	658
MEANS	431	432	425	427	432	443	448	448	439	416	401	399	410	420	432	445	450	453	454	453	458	466	460	456	437

TABLE 247

EARTH-CURRENT POTENTIALS AT WATHEROO MAGNETIC OBSERVATORY

JANUARY 1941 — EXPRESSED IN TENTHS OF MILLIVOLTS — VALUES POSITIVE EXCEPT AS INDICATED — JANUARY 1941

(THE TABULAR VALUES ARE AVERAGES FOR SUCCESSIVE PERIODS OF ONE HOUR AS INDICATED 120° EAST MERIDIAN MEAN TIME)

COMPONENT EASTWARD LINE OR LENGTH IN KMS 9.90 DIRECTION TRUE E

DAY	0-1	1-2	2-3	3-4	4-5	5-6	6-7	7-8	8-9	9-10	10-11	11-12	12-13	13-14	14-15	15-16	16-17	17-18	18-19	19-20	20-21	21-22	22-23	23-24	MEAN
1	998	1021	1032	1008	1010	1016	1022	1027	1034	1021	1006	986	992	999	998	1006	1020	1013	1018	1018	1019	1030	1037	1040	1016
2	1047	1009	997	990	990	1032	1011	1037	1026	1012	1007	1000	1002	1004	998	1011	1009	1025	1021	1020	1032	1008	1029	1017	1014
3	1001	1010	1006	998	991	998	1010	1012	1011	1011	1010	1010	1011	1005	1002	1003	1008	1010	999	1011	1007	1024	1008	1014	1007
4	1020	1023	1009	1001	1008	1002	1016	997	985	1021	1037	1021	1013	1020	1003	1018	1037	1041	1034	1008	1013	1017	1027	1032	1017
5	1011	1020	1024	1018	1017	1015	1023	1015	1016	1011	1011	1009	1009	1011	1014	1019	1009	1013	1022	1035	1030	1034	1027	1010	1018
6	1017	1018	1008	1013	1005	1005	1016	1020	1040	1061	1067	1068	1080	1037	980	1040	973	1030	1007	1050	1034	1031	1030	1020	1027
7	1021	1023	1031	1026	1019	1011	1009	1009	1012	1031	1034	1023	1007	1014	1025	1025	1037	1018	1017	1022	1023	1028	1026	1050	1022
8	1019	1048	1051	1035	1030	1020	1026	1018	1020	1022	1023	1013	1009	1018	1016	1034	1019	1027	1022	1014	1019	1021	1019	1020	1024
9	1019	1022	1020	1032	1038	1020	1021	1038	1031	1049	1028	1014	1024	972	1001	1039	1007	1048	1023	1011	1016	1023	1040	1000	1023
10	1011	1021	1002	1014	1028	1029	1033	1018	1021	1002	997	996	996	1019	1038	1028	1009	1017	1015	1015	1013	1048	1029	1039	1018
11	1011	1033	1039	1019	1039	1043	1037	1046	1041	1023	1039	1025	1020	1016	1000	1007	1034	1039	1055	1032	1029	1011	1032	1022	1029
12	1020	1021	998	1033	1043	1031	1021	1040	1039	1044	1022	1016	1023	1021	1029	1045	1051	1033	1031	1039	1035	1025	1024	1028	1030
13	1021	1000	1037	1037	1038	1036	1047	1067	1053	1019	1019	1024	1021	1030	1025	1030	1038	1043	1030	1024	1030	1030	1031	1023	1031
14	1024	1027	1034	1030	1030	1035	1050	1059	1037	1008	1008	1019	1022	1040	1047	1052	1041	1034	1038	1040	1043	1044	1040	1040	1037
15	1031	1025	1024	1038	1042	1042	1035	1040	1060	1054	1030	1007	1010	1010	998	999	997	1014	1018	1024	1020	1018	1015	1030	1024
16	1030	1018	1016	1014	1029	1026	1029	1049	1072	1056	993	984	992	1010	1010	1026	1022	1037	1029	1052	1079	1077	1067	1037	1031
17	1002	1013	1018	1018	1015	1012	1018	1041	1039	1005	1000	1000	1030	1022	1029	1044	1037	1019	1015	1006	1048	1112	1036	1044	1028
18	963	1121	1044	1032	1008	1031	1029	1066	1067	1050	1059	1023	1005	1027	1030	1025	1015	1031	1019	1035	1037	1040	1042	1028	1034
19	998	1032	1039	1043	1035	1039	1052	1077	1042	1042	1045	1037	1032	1012	1005	1015	1032	1020	1028	1023	1032	1022	1012	1052	1033
20	1002	1043	1068	1053	1038	1016	1047	1036	1039	1062	1062	1033	1021	1020	1013	1020	1015	1024	1023	1028	1040	1054	1037	1035	1034
21	1035	1038	1033	1033	1041	1040	1017	1029	1032	1034	1039	1034	1008	1020	1033	1040	1050	1053	1048	1047	1046	1060	1056	1056	1038
22	1062	1058	1042	1050	1048	1034	1042	1028	1033	1039	1027	1029	1029	1031	1025	1027	1033	1039	1022	1036	1034	1039	1035	1041	1037
23	1055	1044	1054	1057	1042	1040	1035	1033	1031	1030	1030	1035	1022	1036	1039	1042	1064	1061	1047	1043	1067	1009	1055	1054	1042
24	1072	1029	1055	1078	1058	1039	1062	1041	1010	1021	1010	1023	1045	1075	1022	1088	1026	1060	1037	1079	1064	1079	1060	988	....
25	1044	1072	1080	1050	1077	1074	1060	1060	1038	1034	1027	1041	1058	1030	1021	1045	1040	1089	1073	1037	1048	1040	1031	1043	1050
26	1021	1069	1059	1061	1058	1069	1070	1037	1049	1040	1044	1042	1059	1070	1060	1045	1034	1039	1042	1054	1042	1049	1039	1060	1051
27	1015	1062	1060	1039	1069	1060	1072	1065	1062	1054	1049	1022	1019	1026	1049	1044	1042	1069	1077	1060	1050	1007	1067	1040	1050
28	1060	1034	1060	1070	1065	1065	1072	1076	1079	1055	1030	1023	1033	1042	1049	1049	1046	1068	1040	1047	1057	1068	1065	1030	1054
29	1059	1066	1048	1031	1060	1069	1069	1091	1095	1046	1020	1020	1022	1039	1046	1048	1057	1040	1054	1041	1050	1059	1059	1059	1052
30	1039	1051	1033	1050	1056	1048	1065	1072	1055	1049	1026	1041	1034	1024	1049	1061	1051	1062	1065	1077	1069	1050	1077	1069	1054
31	1078	1045	1014	1073	1069	1067	1072	1050	1078	1058	1029	1011	1028	1044	1063	1079	1068	1075	1053	1053	1051	1050	1053	1052	1056
MEANS	1024	1036	1032	1034	1037	1035	1033	1043	1043	1035	1027	1020	1021	1022	1033	1032	1030	1038	1033	1033	1037	1038	1038	1036	1033

TABLE 248

EARTH-CURRENT POTENTIALS AT WATHEROO MAGNETIC OBSERVATORY

FEBRUARY 1941 — EXPRESSED IN TENTHS OF MILLIVOLTS — VALUES NEGATIVE EXCEPT AS INDICATED — FEBRUARY 1941

(THE TABULAR VALUES ARE AVERAGES FOR SUCCESSIVE PERIODS OF ONE HOUR AS INDICATED 120° EAST MERIDIAN MEAN TIME)

COMPONENT NORTHWARD LINE OQ LENGTH IN KMS 3.425 DIRECTION TRUE N

DAY	0-1	1-2	2-3	3-4	4-5	5-6	6-7	7-8	8-9	9-10	10-11	11-12	12-13	13-14	14-15	15-16	16-17	17-18	18-19	19-20	20-21	21-22	22-23	23-24	MEAN
1	660	660	658	654	654	660	672	668	664	627	598	602	624	634	647	671	689	689	679	686	709	672	670	672	659
2	687	668	652	657	667	665	678	682	671	658	642	618	631	632	654	667	693	697	687	695	671	668	679	679	667
3	679	675	665	685	675	687	686	687	669	654	619	607	633	664	684	693	739	733	690	677	699	715	694	671	678
4	685	693	679	713	680	690	704	711	694	667	663	653	679	687	689	711	715	713	700	700	713	721	703	708	695
5	700	696	693	701	701	709	714	709	691	646	651	657	669	636	703	716	729	713	714	710	717	707	730	680	696
6	693	698	706	697	671	720	713	680	662	674	637	680	692	687	717	711	717	721	722	719	695	724	707	716	698
7	692	675	680	670	704	710	711	689	660	660	655	670	677	680	715	703	719	720	740	690	701	719	729	675	694
8	675	673	699	700	677	706	700	663	681	672	654	662	678	689	693	701	716	729	713	727	704	705	694	689	692
9	701	688	668	691	684	701	718	718	698	679	657	662	662	668	678	697	688	694	692	692	693	696	702	688	688
10	681	679	679	667	680	701	712	699	667	663	648	644	662	682	680	689	698	691	684	696	726	690	688	692	683
11	686	678	685	684	670	699	714	682	670	662	652	669	668	667	689	705	703	697	691	698	708	712	691	692	686
12	692	687	677	681	688	692	707	699	688	644	640	648	674	681	684	681	695	699	690	684	692	697	692	689	683
13	687	687	682	659	691	689	709	717	682	639	620	613	636	647	662	677	707	700	685	716	737	763	661	684	681
14	690	669	689	662	670	671	671	710	690	639	612	627	627	653	677	677	693	709	687	664	682	688	679	687	672
15	690	672	657	663	677	679	689	690	669	648	593	613	637	644	642	669	684	696	682	675	700	676	676	676	666
16	674	662	670	672	658	671	684	698	676	653	618	611	613	622	649	667	673	680	677	666	673	669	671	667	661
17	670	668	670	658	646	628	650	675	680	664	633	618	602	602	641	654	671	686	753	646	660	665	640	660	656
18	655	665	638	639	638	667	672	618	655	653	632	624	620	629	640	645	663	671	656	667	666	663	663	659	650
19	656	662	647	650	650	652	662	660	656	648	610	612	610	608	618	642	652	661	669	660	649	654	652	654	646
20	642	650	640	633	642	645	650	656	653	640	620	607	601	606	611	629	643	647	641	652	683	640	637	639	638
21	636	626	634	636	621	620	639	649	631	623	598	600	598	590	611	630	642	641	640	646	669	632	704	600	630
22	636	611	581	630	589	630	643	642	643	607	608	580	577	579	617	631	640	640	650	617	647	599	589	631	617
23	584	599	621	560	613	590	635	645	632	601	598	565	540	568	579	612	610	619	618	626	648	635	584	596	603
24	550	620	606	560	584	581	609	612	616	607	578	540	524	556	584	547	604	609	621	621	611	558	569	607	586
25	564	604	568	572	597	589	598	611	601	594	560	537	509	539	574	595	590	600	606	595	601	608	593	572	582
26	583	569	568	566	548	554	571	591	593	580	533	513	505	520	553	567	569	580	593	569	561	575	548	561	561
27	557	549	547	539	548	560	569	594	584	559	538	484	485	505	532	544	560	571	567	560	563	565	558	558	550
28	541	554	545	542	545	547	558	579	590	569	530	489	459	487	519	548	558	568	561	574	544	553	557	549	544
MEANS	652	651	647	644	645	654	666	666	656	637	614	607	610	620	641	653	666	670	668	662	669	663	656	652	649

TABLE 249

EARTH-CURRENT POTENTIALS AT WATHEROO MAGNETIC OBSERVATORY

FEBRUARY 1941 EXPRESSED IN TENTHS OF MILLIVOLTS — VALUES POSITIVE EXCEPT AS INDICATED FEBRUARY 1941

(THE TABULAR VALUES ARE AVERAGES FOR SUCCESSIVE PERIODS OF ONE HOUR AS INDICATED 120° EAST MERIDIAN MEAN TIME)

COMPONENT EASTWARD LINE OR LENGTH IN KMS 9.90 DIRECTION TRUE E

DAY	0-1	1-2	2-3	3-4	4-5	5-6	6-7	7-8	8-9	9-10	10-11	11-12	12-13	13-14	14-15	15-16	16-17	17-18	18-19	19-20	20-21	21-22	22-23	23-24	MEAN
1	1050	1042	1042	1037	1043	1039	1043	1042	1050	1040	1018	1031	1031	1044	1049	1048	1064	1070	1064	1069	1067	1091	1066	1068	1050
2	1074	1070	1041	1034	1059	1051	1056	1055	1057	1053	1050	1033	1030	1031	1042	1050	1078	1077	1063	1057	1050	1035	1052	1048	1052
3	1051	1041	1034	1030	1087	1062	1057	1060	1050	1040	1052	1053	1063	1040	1032	1078	1113	1135	1027	1040	1074	1093	1050	1037	1058
4	1051	1047	1053	1067	1088	1069	1054	1073	1075	1065	1054	1050	1048	1054	1074	1050	1071	1075	1060	1044	1073	1086	1067	1063	1063
5	1061	1059	1064	1067	1058	1060	1055	1072	1066	1064	1042	1043	1059	1069	1060	1048	1079	1067	1084	1070	1083	1075	1085	1051	1064
6	1073	1071	1072	1088	1061	1070	1108	1081	1052	1067	1059	1049	1080	1108	1130	1082	1061	1081	1092	1073	1053	1072	1070	1099	1077
7	1084	1064	1072	1055	1065	1081	1090	1083	1054	1040	1045	1066	1100	1126	1064	1083	1104	1089	1058	1071	1067	1068	1072	1093	1075
8	1088	1056	1084	1095	1104	1078	1110	1099	1087	1055	1065	1081	1081	1078	1084	1092	1087	1091	1097	1084	1069	1090	1061	1055	1082
9	1107	1096	1074	1088	1110	1084	1108	1095	1084	1080	1074	1080	1067	1088	1101	1064	1055	1063	1061	1071	1069	1074	1075	1061	1080
10	1088	1083	1078	1061	1080	1099	1101	1099	1064	1075	1068	1063	1085	1085	1087	1102	1099	1090	1088	1083	1081	1079	1087	1090	1084
11	1084	1090	1097	1090	1098	1095	1116	1104	1085	1079	1089	1089	1093	1097	1100	1087	1096	1089	1094	1100	1104	1080	1072	1080	1092
12	1090	1085	1041	1110	1105	1105	1106	1107	1107	1078	1060	1068	1074	1081	1091	1102	1100	1113	1085	1085	1092	1089	1102	1093	1090
13	1085	1089	1090	1079	1100	1094	1111	1126	1121	1085	1088	1072	1064	1048	1072	1112	1153	1133	1139	1095	1140	1111	1104	1095	1100
14	1100	1061	1125	1124	1111	1112	1101	1148	1121	1132	1098	1080	1072	1110	1100	1114	1124	1151	1088	1119	1113	1113	1125	1045	1108
15	1130	1120	1105	1099	1114	1111	1123	1144	1153	1146	1078	1107	1143	1080	1094	1127	1133	1125	1150	1117	1144	1123	1115	1100	1120
16	1119	1110	1104	1128	1145	1143	1129	1148	1132	1140	1147	1097	1079	1090	1103	1094	1107	1120	1109	1112	1114	1118	1127	1120	1118
17	1132	1121	1107	1127	1120	1115	1120	1134	1141	1103	1146	1128	1140	1117	1101	1094	1124	1133	1117	1167	1121	1128	1102	1158	1125
18	1130	1143	1102	1118	1123	1126	1141	1131	1154	1150	1150	1154	1130	1135	1133	1124	1128	1136	1126	1128	1136	1150	1150	1147	1135
19	1150	1152	1128	1140	1129	1134	1135	1142	1149	1156	1138	1140	1143	1117	1113	1114	1124	1123	1128	1129	1121	1137	1140	1146	1134
20	1111	1161	1167	1158	1145	1137	1134	1140	1132	1141	1141	1140	1135	1146	1137	1148	1145	1128	1127	1140	1132	1140	1125	1127	1139
21	1129	1133	1135	1135	1118	1119	1137	1155	1161	1157	1155	1125	1133	1125	1135	1132	1141	1156	1141	1121	1143	1084	1153	1132	1136
22	1189	1154	1135	1160	1115	1124	1184	1187	1183	1157	1159	1157	1094	1114	1154	1129	1140	1217	1130	1127	1087	1130	1110	1110	1144
23	1087	1160	1155	1135	1172	1131	1114	1140	1147	1155	1123	1095	1104	1134	1153	1131	1137	1130	1135	1130	1139	1160	1112	1137	1134
24	1077	1118	1124	1172	1154	1168	1171	1175	1153	1157	1151	1104	1103	1117	1131	1133	1147	1150	1152	1118	1167	1187	1143	1141	1142
25	1103	1186	1140	1155	1162	1170	1182	1192	1178	1160	1124	1132	1093	1117	1173	1184	1165	1172	1147	1183	1168	1127	1170	1144	1155
26	1158	1135	1215	1207	1189	1161	1177	1183	1163	1186	1167	1131	1102	1136	1128	1136	1150	1198	1165	1155	1147	1144	1113	1155	1158
27	1147	1134	1140	1137	1145	1150	1159	1169	1175	1175	1155	1149	1134	1131	1130	1130	1152	1160	1157	1159	1159	1163	1160	1151	1151
28	1144	1143	1152	1150	1152	1157	1162	1178	1146	1177	1165	1129	1104	1140	1149	1160	1175	1166	1180	1172	1162	1168	1169	1150	1156
MEANS	1103	1104	1103	1109	1113	1109	1117	1124	1116	1111	1102	1094	1092	1098	1104	1105	1116	1123	1109	1108	1110	1111	1106	1103	1108

TABLE 250

EARTH-CURRENT POTENTIALS AT WATHEROO MAGNETIC OBSERVATORY

MARCH 1941 EXPRESSED IN TENTHS OF MILLIVOLTS — VALUES NEGATIVE EXCEPT AS INDICATED MARCH 1941

(THE TABULAR VALUES ARE AVERAGES FOR SUCCESSIVE PERIODS OF ONE HOUR AS INDICATED 120° EAST MERIDIAN MEAN TIME)

COMPONENT NORTHWARD LINE OQ LENGTH IN KMS 3.425 DIRECTION TRUE N

DAY	0-1	1-2	2-3	3-4	4-5	5-6	6-7	7-8	8-9	9-10	10-11	11-12	12-13	13-14	14-15	15-16	16-17	17-18	18-19	19-20	20-21	21-22	22-23	23-24	MEAN
1	545	547	539	539	533	541	553	555	...	...	...	...	...	...	...	...	...	...	...	...	...	...	...	...	...
2	...	...	...	...	...	...	...	...	...	...	...	...	...	...	...	...	...	...	...	...	...	...	...	...	...
3	548	511	500	512	530	500	535	537	541	536	531	520	509	504	514	518	533	549	549	528	530	514	542	530	526
4	530	503	520	493	520	519	529	530	523	528	492	503	487	485	503	509	512	560	530	499	519	524	590	522	518
5	491	485	511	505	479	469	522	523	540	538	510	503	507	495	490	517	515	535	542	550	560	521	557	532	516
6	522	494	484	521	510	495	535	524	544	530	519	513	487	494	505	522	522	539	559	520	523	526	536	521	518
7	539	533	501	505	517	522	529	526	535	521	510	507	485	479	499	518	529	531	538	527	539	527	531	533	520
8	529	529	520	478	543	531	515	542	559	530	474	493	483	490	517	534	533	537	530	530	530	529	539	519	521
9	523	530	528	503	487	519	532	540	544	519	496	484	471	480	507	520	529	533	537	531	539	530	529	530	518
10	519	513	525	493	518	535	523	507	539	526	493	499	495	503	508	519	532	539	540	533	539	532	525	523	520
11	512	514	515	517	516	520	513	537	529	512	503	485	473	477	493	508	526	530	531	530	539	517	513	511	513
12	508	519	512	507	509	486	519	547	536	519	489	467	464	473	488	507	508	520	519	520	515	548	525	516	509
13	514	505	500	497	497	506	487	526	513	498	467	452	466	469	495	500	523	515	517	503	516	512	511	515	500
14	519	502	511	514	475	476	472	530	527	464	472	470	456	461	451	548	500	544	570	506	530	498	506	490	...
15	480	504	460	506	490	501	471	484	508	494	485	476	470	472	460	480	495	487	490	529	502	487	504	500	489
16	499	504	469	488	488	461	470	510	500	496	481	464	454	461	470	478	488	493	490	500	486	490	496	491	484
17	487	487	486	485	480	487	490	500	500	489	461	449	444	465	465	484	498	501	490	492	494	501	489	495	484
18	491	485	480	483	466	480	481	496	496	484	458	449	439	451	464	473	486	491	490	484	487	494	487	484	478
19	486	476	476	475	475	478	483	460	505	...	...	...	...	...	...	...	...	...	...	...	...	...	...	...	...
20	...	...	...	...	...	...	...	...	...	...	...	...	...	...	...	...	...	...	...	...	...	...	...	...	...
21	478	449	461	460	454	460	483	475	464	472	450	450	449	456	463	464	479	510	485	520	491	481	479	473	471
22	481	480	449	470	484	481	489	491	484	480	463	446	430	457	450	491	488	506	519	478	511	481	479	490	478
23	490	495	459	457	470	484	488	483	480	478	459	445	444	450	454	470	485	493	498	499	487	484	479	476	475
24	468	500	467	490	472	448	476	494	498	490	457	457	449	451	466	478	492	503	517	478	482	488	486	476	478
25	466	466	470	472	476	454	494	494	473	465	463	440	444	459	461	473	489	517	466	479	479	485	481	472	472
26	479	468	464	473	481	470	476	487	488	469	440	440	431	447	458	468	470	490	486	486	479	480	482	480	470
27	479	481	473	475	481	469	489	495	482	448	448	450	455	453	469	485	489	492	491	491	490	490	490	487	477
28	486	484	483	483	484	486	491	501	510	466	429	437	435	450	472	496	484	506	534	498	541	573	475	480	487
29	430	480	460	468	410	500	501	489	492	480	475	450	452	465	480	488	494	487	490	489	511	499	481	479	477
30	442	499	475	475	460	458	479	525	504	494	473	447	450	459	467	501	520	485	538	461	511	490	468	444	480
31	...	...	...	...	...	...	...	...	...	...	...	...	...	...	...	...	...	...	...	...	...	...	...	...	...
MEANS	496	497	487	489	489	490	501	510	511	498	477	469	463	470	481	496	505	514	515	506	512	508	507	499	495

TABLE 251

EARTH-CURRENT POTENTIALS AT WATHEROO MAGNETIC OBSERVATORY

MARCH 1941 EXPRESSED IN TENTHS OF MILLIVOLTS — VALUES POSITIVE EXCEPT AS INDICATED MARCH 1941

(THE TABULAR VALUES ARE AVERAGES FOR SUCCESSIVE PERIODS OF ONE HOUR AS INDICATED 120° EAST MERIDIAN MEAN TIME)

COMPONENT EASTWARD LINE OR LENGTH IN KMS 9.90 DIRECTION TRUE E

DAY	0-1	1-2	2-3	3-4	4-5	5-6	6-7	7-8	8-9	9-10	10-11	11-12	12-13	13-14	14-15	15-16	16-17	17-18	18-19	19-20	20-21	21-22	22-23	23-24	MEAN
1	1171	1155	1169	1167	1160	1171	1170	1180	....	....	....	....	....	....	....	....	....	....	....	....	....	....	....	....	....
2	....	....	....	....	....	....	....	....	....	....	....	....	....	....	....	....	....	....	....	....	....	....	....	....	....
3	1180	1177	1148	1175	1144	1200	1147	1200	1221	1197	1189	1181	1183	1161	1183	1185	1180	1179	1178	1202	1162	1190	1192	1127	1178
4	1200	1170	1198	1173	1193	1180	1179	1200	1232	1164	1177	1181	1209	1172	1156	1144	1140	1166	1172	1142	1156	1173	1200	1173	1177
5	1161	1163	1163	1176	1143	1153	1175	1175	1212	1167	1213	1230	1182	1185	1150	1167	1150	1209	1185	1198	1229	1144	1140	1220	1179
6	1190	1150	1165	1151	1194	1156	1209	1194	1239	1233	1195	1169	1193	1196	1185	1180	1154	1185	1200	1162	1177	1182	1191	1188	1186
7	1163	1186	1226	1190	1190	1190	1198	1199	1203	1194	1180	1179	1169	1181	1200	1202	1198	1236	1188	1195	1186	1197	1207	1212	1194
8	1159	1209	1191	1191	1186	1224	1201	1219	1211	1231	1185	1183	1179	1209	1209	1215	1217	1220	1191	1217	1214	1204	1167	1195	1202
9	1207	1203	1221	1204	1209	1190	1211	1221	1244	1233	1200	1187	1193	1198	1220	1213	1200	1216	1202	1207	1207	1204	1193	1205	1208
10	1207	1203	1220	1199	1202	1230	1230	1230	1220	1225	1205	1202	1216	1222	1208	1222	1227	1217	1211	1210	1223	1207	1197	1203	1214
11	1207	1205	1202	1225	1217	1216	1219	1235	1240	1219	1203	1190	1190	1206	1204	1207	1211	1210	1225	1214	1220	1195	1192	1190	1210
12	1199	1214	1191	1200	1204	1247	1219	1248	1235	1218	1213	1183	1194	1195	1201	1215	1212	1221	1210	1215	1221	1264	1226	1210	1215
13	1194	1200	1210	1183	1222	1231	1219	1220	1226	1203	1215	1210	1192	1185	1213	1219	1224	1222	1224	1250	1250	1239	1229	1230	1217
14	1200	1203	1222	1240	1220	1226	1196	1239	1300	1237	1210	1215	1195	1197	1200	1220	1212	1281	1307	1254	....	....	....	....	....
15	1174	1211	1169	1220	1215	1213	1250	1201	1212	1202	1214	1201	1188	1214	1173	1214	1238	1174	1214	1206	1243	1215	1215	1203	1208
16	1215	1214	1183	1198	1215	1214	1210	1224	1234	1210	1210	1192	1203	1195	1199	1210	1223	1222	1221	1228	1228	1220	1227	1225	1214
17	1214	1200	1203	1205	1201	1209	1219	1229	1238	1231	1233	1209	1203	1203	1208	1222	1238	1221	1225	1236	1230	1251	1233	1240	1221
18	1233	1227	1222	1223	1211	1214	1221	1232	1232	1247	1224	1218	1220	1215	1229	1208	1220	1217	1221	1233	1238	1240	1241	1239	1226
19	1247	1233	1231	1220	1223	1229	1236	1226	1251	....	....	....	....	....	....	....	....	....	....	....	....	....	....	....	....
20	....	....	....	....	....	....	....	....	....	....	....	....	....	....	....	....	....	....	....	....	....	....	....	....	....
21	1201	1260	1249	1240	1221	1246	1220	1231	1243	1220	1268	1264	1221	1262	1245	1232	1229	1245	1229	1240	1230	1199	1265	1229	1237
22	1244	1251	1159	1204	1233	1257	1270	1241	1262	1262	1260	1221	1242	1232	1248	1250	1251	1259	1261	1190	1212	1260	1240	1187	1241
23	1226	1262	1268	1242	1242	1250	1236	1255	1234	1230	1220	1235	1229	1231	1240	1250	1255	1242	1250	1229	1242	1237	1232	1231	1240
24	1205	1272	1241	1270	1261	1252	1230	1244	1250	1256	1259	1238	1237	1235	1236	1253	1256	1260	1250	1254	1242	1231	1248	1230	1246
25	1233	1231	1245	1249	1264	1240	1253	1255	1244	1235	1234	1235	1250	1255	1237	1258	1255	1261	1230	1242	1252	1248	1246	1243	1246
26	1245	1243	1246	1244	1264	1264	1262	1260	1263	1255	1245	1253	1245	1243	1249	1249	1253	1257	1252	1254	1280	1245	1250	1247	1253
27	1240	1254	1255	1256	1260	1255	1266	1266	1263	1235	1232	1246	1256	1254	1259	1255	1259	1266	1268	1270	1267	1268	1259	1257	1257
28	1258	1257	1253	1249	1241	1258	1253	1265	1305	1292	1211	1230	1207	1247	1263	1243	1287	1367	1370	1262	1310	1243	1346	1257	1270
29	1259	1257	1261	1236	1317	1281	1269	1313	1293	1283	1254	1202	1278	1285	1291	1258	1319	1272	1269	1280	1294	1289	1289	1260	1276
30	1247	1264	1284	1337	1262	1257	1329	1300	1349	1317	1315	1306	1266	1240	1267	1316	1289	1279	1279	1265	1319	1259	1255	1256	1286
31	....	....	....	....	....	....	....	....	....	....	....	....	....	....	....	....	....	....	....	....	....	....	....	....	....
MEANS	1211	1215	1210	1219	1223	1225	1228	1234	1244	1230	1222	1216	1214	1216	1219	1224	1227	1233	1230	1224	1233	1224	1227	1218	1224

TABLE 252

EARTH-CURRENT POTENTIALS AT WATHEROO MAGNETIC OBSERVATORY

APRIL 1941 — EXPRESSED IN TENTHS OF MILLIVOLTS — VALUES NEGATIVE EXCEPT AS INDICATED — APRIL 1941

(THE TABULAR VALUES ARE AVERAGES FOR SUCCESSIVE PERIODS OF ONE HOUR AS INDICATED 120° EAST MERIDIAN MEAN TIME)

COMPONENT NORTHWARD LINE OQ LENGTH IN KMS 3.425 DIRECTION TRUE N

DAY	0-1	1-2	2-3	3-4	4-5	5-6	6-7	7-8	8-9	9-10	10-11	11-12	12-13	13-14	14-15	15-16	16-17	17-18	18-19	19-20	20-21	21-22	22-23	23-24	MEAN
1	467	470	480	446	439	504	483	480	491	487	464	450	449	457	469	479	489	482	480	486	479	480	476	479	...
2	478	470	472	464	467	459	470	495	495	476	457	449	442	455	473	480	497	476	481	480	486	500	452	...	...
3	...	...	...	...	...	...	...	...	481	471	452	444	439	448	450	457	472	474	473	481	469	470	470	479	...
4	470	449	449	415	466	460	457	452	432	313	383	435	439	429	450	469	467	459	453	450	446	443	451	449	441
5	445	440	445	440	440	439	449	457	459	435	429	427	422	431	440	452	451	454	452	450	449	442	449	450	444
6	447	450	441	447	443	440	443	447	460	439	410	419	432	435	447	451	450	454	454	452	449	449	467	434	444
7	444	441	441	443	440	431	443	465	452	421	406	416	427	432	442	444	447	452	452	459	466	451	444	449	442
8	444	439	446	443	420	432	466	420	449	439	421	420	431	439	441	448	447	456	459	455	469	452	450	440	443
9	441	447	416	452	450	445	446	441	460	440	422	464	466	434	430	435	452	455	451	469	468	453	463	420	447
10	409	437	434	434	437	439	447	459	443	444	389	394	405	420	423	464	450	460	449	459	441	450	449	465	438
11	445	450	411	441	443	459	430	471	442	419	419	428	438	436	431	470	440	478	447	455	470	477	449	449	446
12	436	370	364	395	370	400	409	409	...	...	...	...	...	...	...	...	...	...	...	...	...	...	...	...	...
13	419	422	416	422	424	423	431	426	443	411	408	398	393	402	422	429	429	420	430	438	433	434	434	426	422
14	421	420	422	416	425	421	430	436	449	433	424	410	400	411	422	424	431	436	439	439	440	431	435	432	427
15	429	418	417	420	423	428	440	450	442	430	403	443	450	461	419	429	427	430	433	432	429	435	430	431	431
16	426	420	422	421	420	425	430	441	453	396	417	399	393	400	417	404	399	430	427	450	434	439	408	417	420
17	410	412	409	410	413	415	417	431	430	423	420	393	399	401	410	409	418	427	419	426	424	429	477	441	419
18	427	449	453	440	432	430	433	459	439	399	407	404	400	409	413	420	419	426	427	423	448	426	410	430	426
19	422	413	411	408	417	417	405	443	433	430	402	401	390	400	425	427	476	397	436	431	447	437	448	409	422
20	402	411	379	436	419	419	428	422	429	405	399	404	400	398	409	440	425	429	430	427	427	413	429	410	416
21	403	412	413	411	399	411	420	423	421	412	402	394	371	390	410	417	413	433	430	439	415	415	394	411	411
22	404	422	424	420	419	420	418	420	429	410	403	395	390	390	411	419	421	425	439	437	437	422	418	418	417
23	411	411	419	427	419	428	419	434	436	421	414	407	400	401	409	419	421	427	425	447	419	419	420	420	420
24	420	419	419	418	418	422	424	439	434	422	405	380	387	395	409	421	408	...	...	...	...	...	...	...	...
25	...	...	...	...	...	...	...	...	...	...	...	...	...	...	...	...	...	...	...	...	...	...	...	...	...
26	...	...	...	...	...	...	...	...	...	...	...	...	...	...	...	...	...	...	...	...	...	...	...	...	...
27	402	408	400	394	406	411	399	422	431	399	395	387	389	390	391	402	409	412	401	402	403	406	406	391	402
28	390	399	389	390	391	405	406	414	416	411	391	373	372	390	390	393	407	410	411	418	414	408	410	380	399
29	408	392	380	347	409	321	459	415	394	405	409	389	391	394	396	411	403	398	405	403	401	399	399	391	397
30	392	388	387	389	389	390	404	410	415	408	390	369	374	380	376	382	389	385	380	382	385	385	381	378	388
MEANS	422	424	418	420	424	422	431	437	437	415	407	407	408	412	418	429	430	433	433	437	435	431	431	424	424

TABLE 253

EARTH-CURRENT POTENTIALS AT WATHEROO MAGNETIC OBSERVATORY

APRIL 1941 — EXPRESSED IN TENTHS OF MILLIVOLTS — VALUES POSITIVE EXCEPT AS INDICATED — APRIL 1941

(THE TABULAR VALUES ARE AVERAGES FOR SUCCESSIVE PERIODS OF ONE HOUR AS INDICATED 120° EAST MERIDIAN MEAN TIME)

COMPONENT EASTWARD LINE OR LENGTH IN KMS 9.90 DIRECTION TRUE E

DAY	0-1	1-2	2-3	3-4	4-5	5-6	6-7	7-8	8-9	9-10	10-11	11-12	12-13	13-14	14-15	15-16	16-17	17-18	18-19	19-20	20-21	21-22	22-23	23-24	MEAN
1	1273	1232	1259	1266	1260	1290	1282	1300	1295	1290	1289	1286	1280	1269	1270	1279	1278	1284	1282	1301	1292	1303	1289	1295	1281
2	1297	1294	1292	1290	1287	1294	1280	1302	1329	1310	1301	1297	1300	1300	1291	1294	1298	1290	1279	1295	1307	1300	1263	....	....
3	....	....	....	....	....	....	....	....	1295	1291	1321	1295	1278	1287	1260	1265	1288	1290	1287	1289	1276	1303	1295	1313	....
4	1307	1286	1283	1253	1290	1299	1303	1285	1300	1341	1300	1259	1269	1275	1259	1259	1245	1259	1246	1260	1261	1270	1268	1267	1277
5	1266	1267	1261	1259	1261	1261	1263	1275	1269	1261	1261	1269	1276	1296	1272	1290	1270	1271	1274	1281	1278	1281	1289	1295	1273
6	1298	1296	1289	1292	1290	1285	1290	1282	1290	1292	1272	1275	1290	1306	1299	1300	1298	1297	1297	1297	1298	1301	1301	1285	1292
7	1299	1297	1294	1298	1302	1291	1292	1299	1292	1288	1278	1293	1298	1310	1313	1294	1293	1311	1335	1335	1313	1290	1297	1319	1301
8	1307	1309	1315	1309	1323	1300	1326	1292	1300	1311	1313	1319	1326	1311	1320	1322	1320	1324	1311	1329	1321	1324	1319	1327	1316
9	1318	1328	1300	1329	1324	1316	1329	1330	1301	1299	1286	1333	1327	1319	1328	1314	1331	1310	1325	1323	1320	1290	1326	1307	1317
10	1289	1303	1309	1314	1320	1311	1310	1320	1311	1318	1317	1300	1300	1295	1350	1335	1291	1301	1327	1323	1307	1311	1313	1300	1312
11	1323	1331	1302	1311	1328	1332	1295	1340	1349	1338	1294	1299	1321	1302	1361	1365	1326	1318	1315	1335	1337	1324	1324	1328	1325
12	....	....	....	....	....	....	....	....	....	....	....	....	....	....	....	....	....	....	....	....	....	....	....	....	....
13	1259	1289	1281	1280	1291	1290	1291	1297	1290	1290	1275	1282	1277	1293	1295	1295	1299	1299	1316	1314	1320	1320	1312	1311	1294
14	1299	1292	1297	1293	1298	1304	1308	1311	1312	1301	1310	1312	1321	1305	1323	1307	1310	1322	1317	1321	1320	1331	1331	1328	1311
15	1309	1299	1299	1297	1301	1298	1297	1288	1309	1301	1290	1279	1289	1300	1293	1302	1298	1299	1310	1314	1315	1333	1327	1322	1303
16	1318	1310	1295	1295	1296	1295	1321	1303	1333	1296	1297	1306	1312	1299	1343	1274	1270	1310	1331	1350	1315	1275	1310	1316	1307
17	1282	1284	1279	1275	1275	1282	1274	1274	1309	1297	1293	1294	1290	1273	1277	1280	1271	1287	1282	1306	1308	1292	1444	1364	1296
18	1306	1381	1408	1343	1323	1294	1298	1311	1212	1310	1291	1281	1279	1284	1279	1271	1260	1267	1260	1270	1304	1290	1238	1276	1297
19	1290	1286	1277	1267	1261	1269	1266	1271	1279	1295	1290	1281	1307	1309	1311	1322	1306	1239	1264	1277	1261	1281	1271	1272	1281
20	1265	1270	1230	1290	1285	1310	1270	1271	1273	1290	1279	1260	1263	1260	1307	1310	1282	1270	1277	1289	1280	1270	1286	1287	1278
21	1279	1290	1290	1284	1260	1263	1313	1310	1273	1287	1269	1259	1258	1280	1261	1272	1243	1279	1267	1313	1279	1263	1245	1274	1276
22	1266	1300	1288	1276	1272	1270	1215	1244	1257	1250	1280	1259	1265	1280	1293	1247	1248	1240	1299	1273	1283	1267	1264	1274	1267
23	1267	1302	1280	1284	1260	1262	1236	1256	1280	1270	1266	1264	1260	1260	1262	1259	1260	1265	1277	1288	1263	1260	1275	1273	1268
24	1278	1272	1277	1268	1269	1269	1269	1273	1273	1270	1269	1269	1267	1267	1251	1259	1283	....	....	....	....	....	....	....	....
25	....	....	....	....	....	....	....	....	....	....	....	....	....	....	....	....	....	....	....	....	....	....	....	....	....
26	....	....	....	....	....	....	....	....	....	....	....	....	....	....	....	....	....	....	....	....	....	....	....	....	....
27	1258	1258	1261	1265	1260	1260	1250	1263	1270	1267	1262	1256	1263	1270	1276	1281	1271	1279	1283	1287	1285	1289	1287	1275	1270
28	1276	1270	1274	1279	1280	1280	1285	1288	1283	1296	1298	1287	1296	1284	1281	1282	1296	1315	1334	1318	1283	1295	1292	1263	1289
29	1292	1283	1289	1219	1281	1295	1332	1328	1379	1315	1316	1263	1257	1284	1299	1317	1287	1272	1288	1290	1292	1292	1292	1290	1294
30	1289	1283	1284	1287	1289	1291	1294	1303	1310	1317	1308	1302	1297	1290	1286	1270	1269	1269	1272	1280	1280	1281	1285	1280	1288
MEANS	1289	1294	1289	1286	1289	1290	1289	1293	1299	1297	1289	1284	1288	1290	1298	1294	1284	1287	1295	1301	1296	1293	1299	1297	1292

TABLE 254

EARTH-CURRENT POTENTIALS AT WATHEROO MAGNETIC OBSERVATORY

MAY 1941 EXPRESSED IN TENTHS OF MILLIVOLTS — VALUES NEGATIVE EXCEPT AS INDICATED MAY 1941

(THE TABULAR VALUES ARE AVERAGES FOR SUCCESSIVE PERIODS OF ONE HOUR AS INDICATED 120° EAST MERIDIAN MEAN TIME)

COMPONENT NORTHWARD LINE OQ LENGTH IN KMS 3.425 DIRECTION TRUE N

DAY	0-1	1-2	2-3	3-4	4-5	5-6	6-7	7-8	8-9	9-10	10-11	11-12	12-13	13-14	14-15	15-16	16-17	17-18	18-19	19-20	20-21	21-22	22-23	23-24	MEAN
1	375	379	372	373	373	375	386	392	400	396	379	364	360	360	368	380	390	393	381	381	385	389	388	386	380
2	399	391	391	359	353	396	383	401	401	400	385	372	361	375	382	388	397	395	393	391	392	390	397	379	386
3	379	387	376	374	371	390	373	385	404	397	382	381	369	369	380	370	324	377	375	375	383	379	372	373	377
4	371	375	369	378	376	391	393	397	409	402	390	355	346	357	357	367	400	372	407	382	379	381	379	375	380
5	381	369	371	370	378	370	380	387	389	384	377	350	349	363	364	377	379	372	378	374	366	369	366	369	372
6	367	363	367	364	368	363	361	372	380	371	356	344	348	360	356	356	370	379	363	391	380	355	354	351	364
7	352	359	353	349	359	355	359	360	370	352	345	331	331	349	351	350	369	370	366	357	349	349	347	344	353
8	339	337	340	345	352	344	347	349	350	349	334	323	321	322	326	337	354	351	347	349	347	349	334	329	341
9	333	333	334	351	358	341	334	348	352	341	338	320	308	318	326	333	348	350	351	350	353	347	323	329	338
10	327	325	330	332	329	339	336	350	335	336	333	315	322	320	323	329	341	350	342	349	340	337	331	325	333
11	325	324	313	323	323	334	336	345	340	343	325	312	311	321	314	323	335	332	339	333	329	324	325	325	327
12	321	319	320	321	323	325	323	332	335	323	321	307	309	310	309	320	329	327	329	328	326	323	323	323	322
13	320	320	317	317	320	321	331	330	329	313	310	325	314	309	313	320	339	327	323	330	329	332	322	313	322
14	316	319	313	319	330	317	317	332	342	345	335	311	319	322	326	328	331	323	316	329	331	327	323	319	325
15	317	311	317	319	320	326	326	304	319	349	335	314	313	310	313	322	322	323	323	327	330	319	319	318	321
16	319	309	315	315	317	317	326	329	331	327	326	311	312	312	301	308	322	323	319	361	315	323	331	325	321
17	289	305	311	310	317	319	319	321	329	329	323	310	293	306	309	343	339	350	350	332	325	352	306	294	320
18	306	310	310	307	309	320	319	331	335	343	329	316	316	300	311	320	329	331	325	323	329	322	323	323	320
19	313	311	319	299	331	323	319	330	333	327	319	315	309	309	311	315	327	327	323	324	321	319	320	319	319
20	324	316	319	319	313	318	317	320	337	329	316	308	308	313	309	320	331	327	321	319	319	319	321	320	319
21	313	314	315	318	318	319	320	323	335	332	320	310	292	305	309	311	323	330	330	330	325	320	316	330	319
22	...	...	...	...	...	...	...	...	...	...	...	...	...	...	...	...	...	...	...	...	...	...	...	...	...
23	...	...	...	...	...	...	...	...	...	...	...	...	...	...	...	...	...	...	...	...	...	...	...	...	...
24	...	...	...	...	...	...	...	...	...	...	...	...	...	...	...	...	...	...	...	...	...	...	...	...	...
25	313	309	291	304	286	325	320	317	329	347	330	319	319	321	301	309	327	322	325	330	339	334	325	311	319
26	320	315	290	309	311	291	319	338	339	338	335	334	313	309	301	319	321	326	325	351	312	321	315	311	319
27	311	313	310	317	319	319	301	339	346	339	331	320	320	316	316	321	321	329	324	323	331	325	315	313	322
28	313	320	314	295	326	316	316	319	330	340	330	319	322	309	309	328	316	324	330	329	329	321	321	330	321
29	322	310	309	313	321	319	319	326	341	340	328	319	313	309	299	319	330	323	331	322	336	327	318	330	322
30	321	320	311	317	317	314	329	340	339	329	326	317	309	313	311	319	326	327	329	329	332	332	329	322	323
31	322	325	321	320	329	319	319	327	330	327	311	325	315	308	310	313	325	330	321	321	320	322	340	311	321
MEANS	332	332	329	330	334	336	337	344	350	348	338	327	322	325	325	334	342	343	342	344	341	340	335	332	336

TABLE 255

EARTH-CURRENT POTENTIALS AT WATHEROO MAGNETIC OBSERVATORY

MAY 1941 EXPRESSED IN TENTHS OF MILLIVOLTS — VALUES POSITIVE EXCEPT AS INDICATED MAY 1941

(THE TABULAR VALUES ARE AVERAGES FOR SUCCESSIVE PERIODS OF ONE HOUR AS INDICATED 120° EAST MERIDIAN MEAN TIME)

COMPONENT EASTWARD LINE OR LENGTH IN KMS 9.90 DIRECTION TRUE E

DAY	0-1	1-2	2-3	3-4	4-5	5-6	6-7	7-8	8-9	9-10	10-11	11-12	12-13	13-14	14-15	15-16	16-17	17-18	18-19	19-20	20-21	21-22	22-23	23-24	MEAN
1	1279	1278	1270	1269	1270	1270	1273	1278	1282	1292	1287	1281	1277	1277	1279	1274	1271	1275	1276	1279	1290	1290	1289	1290	1279
2	1285	1278	1280	1270	1220	1268	1272	1269	1275	1281	1282	1280	1270	1274	1279	1279	1275	1269	1278	1284	1288	1290	1289	1285	1276
3	1272	1286	1282	1281	1269	1270	1265	1267	1271	1290	1309	1301	1305	1291	1283	1277	1320	1304	1293	1291	1293	1296	1289	1279	1287
4	1287	1283	1285	1271	1260	1267	1272	1269	1268	1281	1279	1250	1269	1308	1326	1281	1262	1260	1309	1261	1295	1276	1283	1285	1279
5	1290	1272	1283	1281	1279	1275	1270	1276	1286	1295	1283	1286	1286	1284	1284	1259	1267	1261	1277	1281	1281	1283	1296	1293	1280
6	1295	1291	1282	1286	1282	1279	1277	1279	1291	1302	1284	1295	1299	1298	1310	1294	1300	1298	1300	1338	1296	1291	1294	1297	1294
7	1302	1300	1308	1295	1288	1292	1289	1289	1291	1307	1311	1301	1290	1291	1279	1268	1270	1269	1270	1271	1276	1276	1275	1279	1287
8	1281	1283	1282	1284	1283	1276	1271	1271	1273	1279	1279	1287	1293	1287	1242	1230	1274	1274	1303	1303	1293	1269	1271	1273	1278
9	1291	1288	1281	1277	1302	1304	1287	1281	1279	1298	1318	1310	1291	1300	1304	1285	1298	1307	1289	1294	1289	1274	1279	1281	1292
10	1279	1279	1287	1293	1287	1297	1300	1300	1299	1292	1261	1289	1292	1303	1309	1301	1299	1309	1314	1305	1311	1305	1297	1291	1296
11	1289	1289	1289	1289	1296	1299	1300	1309	1289	1307	1280	1295	1302	1309	1303	1305	1320	1328	1321	1310	1317	1310	1309	1307	1303
12	1301	1301	1300	1299	1304	1309	1289	1287	1288	1291	1281	1269	1281	1274	1285	1279	1282	1287	1295	1306	1306	1296	1301	1289	1292
13	1292	1289	1287	1289	1288	1293	1297	1300	1305	1302	1307	1283	1282	1289	1297	1276	1287	1295	1311	1325	1327	1319	1309	1304	1298
14	1296	1297	1289	1293	1300	1301	1309	1303	1309	1307	1316	1302	1310	1310	1307	1301	1292	1280	1289	1310	1297	1293	1297	1285	1300
15	1283	1271	1271	1275	1276	1278	1272	1287	1265	1282	1296	1298	1277	1292	1283	1284	1282	1293	1298	1302	1298	1302	1304	1300	1286
16	1295	1282	1290	1287	1277	1281	1287	1300	1299	1291	1300	1301	1295	1299	1301	1313	1261	1282	1308	1343	1290	1270	1328	1316	1296
17	1293	1291	1293	1283	1282	1286	1288	1291	1291	1303	1296	1318	1357	1342	1345	1305	1340	1313	1268	1323	1314	1303	1282	1277	1304
18	1293	1298	1300	1294	1294	1301	1290	1287	1291	1314	1309	1340	1310	1320	1311	1300	1300	1297	1299	1311	1314	1318	1315	1319	1305
19	1316	1311	1311	1290	1302	1321	1310	1301	1310	1320	1331	1303	1299	1310	1311	1296	1301	1301	1299	1301	1303	1304	1301	1309	1307
20	1309	1303	1301	1306	1297	1296	1296	1292	1290	1300	1311	1311	1311	1311	1315	1304	1300	1301	1304	1300	1301	1307	1308	1297	1303
21	1311	1309	1304	1303	1302	1303	1297	1307	1303	1300	1291	1297	1287	1321	1335	1298	1287	1299	1279	1279	1271	1285	1275	1289	1293
22	....	....	....	....	....	....	....	....	....	....	....	....	....	....	....	....	....	....	....	....	....	....	....	....	....
23	....	....	....	....	....	....	....	....	....	....	....	....	....	....	....	....	....	....	....	....	....	....	....	....	....
24	....	....	....	....	....	....	....	....	....	....	....	....	....	....	....	....	....	....	....	....	....	....	....	....	....
25	1260	1242	1260	1274	1240	1264	1280	1281	1288	1308	1277	1290	1289	1252	1263	1270	1309	1284	1284	1297	1290	1309	1281	1279	1282
26	1277	1269	1272	1280	1279	1283	1268	1268	1282	1298	1285	1276	1279	1279	1286	1293	1280	1279	1300	1308	1282	1290	1279	1291	1283
27	1287	1261	1273	1299	1290	1287	1291	1278	1290	1297	1297	1298	1284	1290	1282	1296	1291	1299	1300	1303	1315	1303	1305	1291	1292
28	1297	1295	1299	1287	1299	1302	1301	1305	1301	1312	1285	1299	1295	1295	1306	1300	1310	1300	1291	1310	1299	1300	1291	1285	1298
29	1279	1284	1270	1264	1270	1273	1261	1269	1272	1279	1279	1300	1332	1283	1275	1296	1280	1283	1280	1291	1293	1292	1296	1296	1283
30	1280	1262	1278	1281	1278	1282	1270	1271	1289	1290	1270	1287	1290	1286	1289	1281	1271	1278	1289	1293	1299	1298	1302	1289	1284
31	1282	1299	1273	1267	1270	1254	1245	1259	1262	1279	1269	1260	1269	1274	1278	1256	1261	1258	1267	1279	1287	1301	1299	1291	1272
MEANS	1289	1285	1286	1284	1282	1286	1283	1285	1287	1296	1292	1293	1294	1295	1295	1286	1289	1289	1292	1300	1297	1295	1294	1292	1290

TABLE 256

EARTH-CURRENT POTENTIALS AT WATHEROO MAGNETIC OBSERVATORY

JUNE 1941

EXPRESSED IN TENTHS OF MILLIVOLTS — VALUES NEGATIVE EXCEPT AS INDICATED

JUNE 1941

(THE TABULAR VALUES ARE AVERAGES FOR SUCCESSIVE PERIODS OF ONE HOUR AS INDICATED 120° EAST MERIDIAN MEAN TIME)

COMPONENT NORTHWARD LINE OQ LENGTH IN KMS 3.425 DIRECTION TRUE N

DAY	0-1	1-2	2-3	3-4	4-5	5-6	6-7	7-8	8-9	9-10	10-11	11-12	12-13	13-14	14-15	15-16	16-17	17-18	18-19	19-20	20-21	21-22	22-23	23-24	MEAN
1	309	313	291	325	320	319	313	323	331	323	323	320	310	319	314	330	333	324	323	327	327	326	321	322	320
2	320	319	321	316	320	325	324	319	323	332	331	319	320	320	315	320	327	329	323	323	327	324	321	320	322
3	319	320	320	320	322	323	319	319	321	324	319	317	317	311	317	319	339	336	328	327	325	325	325	323	322
4	323	323	324	320	325	324	324	321	330	323	320	315	301	292	302	321	322	320	321	318	310	305	301	300	316
5	300	302	306	308	309	310	311	312	333	330	320	311	304	306	303	311	327	329	325	325	320	320	316	317	315
6	315	318	315	319	320	325	324	321	327	324	323	303	302	309	309	314	327	331	329	333	338	338	329	320	321
7	321	319	324	329	330	328	328	330	333	330	330	310	303	301	309	308	324	327	327	327	324	321	322	321	322
8	313	312	315	316	318	326	325	330	331	339	330	319	310	307	306	316	328	337	329	328	326	322	322	321	322
9	317	316	317	322	329	328	326	330	335	330	330	316	317	318	310	320	336	323	332	329	331	339	330	320	325
10	323	325	326	333	335	341	343	332	357	341	357	338	325	300	309	315	331	330	350	338	347	372	341	332	335
11	342	304	322	311	319	330	331	330	360	341	347	337	337	322	303	330	352	353	350	356	349	341	341	343	336
12	308	345	339	341	344	349	346	346	367	366	362	344	348	358	322	339	348	338	332	327	325	359	309	314	342
13	310	311	300	300	299	296	294	295	303	311	309	306	290	294	306	281	287	347	383	269	327	292	286	292	304
14	298	294	327	268	268	270	273	283	269	300	319	321	313	306	307	311	293	293	294	309	298	279	285	281	294
15	277	276	279	278	278	277	268	281	275	283	285	284	283	286	252	278	322	279	278	293	290	276	270	264	280
16	261	270	260	252	259	267	270	271	267	261	273	257	246	253	258	271	269	275	269	262	260	260	254	251	262
17	253	253	255	250	247	252	242	256	257	260	240	231	220	219	219	230	251	231	250	241	206	204	195	183	235
18	180	180	166	172	167	152	118	101	126	152	141	125	128	132	120	112	127	120	120	120	118	116	113	113	134
19	107	111	107	103	112	108	106	107	109	108	96	89	90	99	102	107	109	113	111	101	102	114	103	95	104
20	99	90	78	86	91	70	86	84	80	102	91	74	89	69	79	86	70	93	80	81	79	66	63	56	81
21	49	47	45	51	41	58	49	33	76	66	61	39	37	24	41	48	46	48	52	34	39	21	21	16	43
22	15	11	11	10	32	23	22	15	15	27	13	10	10	2	+ 5	10	23	36	9	6	9	7	+ 3	+ 4	13
23	+ 11	+ 6	+ 10	+ 29	+ 8	+ 12	+ 18	+ 9	0	+ 9	+ 10	+ 29	+ 28	+ 29	+ 31	+ 19	+ 13	+ 15	+ 20	+ 22	+ 23	+ 25	+ 30	+ 37	+ 18
24	+ 42	+ 48	+ 48	+ 44	+ 30	+ 38	+ 29	+ 33	+ 10	+ 21	+ 33	+ 51	+ 58	+ 60	+ 53	+ 48	+ 41	+ 31	+ 31	+ 37	+ 40	+ 50	+ 40	+ 74	+ 41
25	+ 63	+ 74	+ 71	+ 70	+ 80	+ 57	+ 70	+ 78	+ 45	+ 68	+ 76	+ 79	+ 89	+ 95	+ 96	+ 88	+ 85	+ 86	+ 92	+ 92	+ 91	+ 96	+ 95	+101	+ 81
26	...	...	...	...	...	...	...	...	...	...	...	...	...	...	...	...	...	...	...	...	...	...	...	...	...
27	+142	+150	+158	+153	+165	+139	+148	+139	+142	+124	+133	+160	+158	+160	+156	+160	+131	+137	+137	+137	+140	+124	+161	+166	+147
28	+160	+162	+159	+164	+162	+162	+162	+159	+141	+160	+163	+177	+186	+187	+173	+185	+165	+165	+185	+179	+180	+179	+175	+191	+170
29	+195	+197	+198	+192	+192	+180	+190	+182	+183	+187	+185	+210	+211	+214	+214	+200	+194	+198	+207	+210	+209	+210	+211	+211	+199
30	...	...	...	...	...	...	...	...	...	...	...	...	...	...	...	...	...	...	...	...	...	...	...	...	...
MEANS	181	179	179	178	180	183	180	180	189	189	179	174	170	168	167	174	184	185	184	178	178	176	170	165	178

TABLE 257

EARTH-CURRENT POTENTIALS AT WATHEROO MAGNETIC OBSERVATORY

JUNE 1941 EXPRESSED IN TENTHS OF MILLIVOLTS — VALUES POSITIVE EXCEPT AS INDICATED JUNE 1941

(THE TABULAR VALUES ARE AVERAGES FOR SUCCESSIVE PERIODS OF ONE HOUR AS INDICATED 120° EAST MERIDIAN MEAN TIME)

COMPONENT EASTWARD LINE OR LENGTH IN KMS 9.90 DIRECTION TRUE E

DAY	0-1	1-2	2-3	3-4	4-5	5-6	6-7	7-8	8-9	9-10	10-11	11-12	12-13	13-14	14-15	15-16	16-17	17-18	18-19	19-20	20-21	21-22	22-23	23-24	MEAN
1	1277	1281	1223	1283	1279	1271	1267	1273	1284	1272	1282	1306	1299	1289	1283	1287	1271	1269	1279	1286	1301	1290	1292	1295	1281
2	1292	1287	1280	1281	1277	1276	1278	1276	1280	1279	1291	1291	1298	1299	1292	1289	1280	1286	1291	1294	1299	1301	1300	1304	1288
3	1299	1296	1294	1293	1289	1290	1290	1284	1272	1283	1303	1308	1304	1300	1300	1300	1307	1302	1312	1309	1310	1315	1317	1311	1300
4	1314	1315	1302	1290	1282	1279	1275	1269	1276	1283	1282	1287	1273	1265	1270	1266	1265	1260	1259	1252	1250	1253	1255	1259	1274
5	1260	1258	1257	1258	1253	1246	1240	1233	1248	1249	1257	1260	1270	1284	1287	1271	1274	1271	1272	1266	1261	1267	1268	1271	1262
6	1271	1267	1269	1270	1274	1270	1264	1255	1260	1267	1259	1264	1269	1272	1274	1276	1270	1283	1284	1261	1264	1269	1260	1240	1267
7	1248	1247	1250	1252	1250	1247	1240	1240	1240	1247	1260	1253	1267	1270	1270	1269	1262	1265	1273	1278	1272	1271	1279	1275	1259
8	1276	1268	1270	1271	1270	1267	1268	1253	1258	1277	1270	1269	1268	1274	1271	1274	1285	1290	1290	1281	1282	1285	1278	1279	1274
9	1274	1272	1277	1279	1281	1283	1280	1277	1278	1277	1272	1272	1267	1279	1270	1279	1284	1255	1311	1391	1301	1300	1307	1281	1285
10	1279	1269	1269	1269	1253	1264	1264	1249	1254	1269	1256	1257	1260	1279	1302	1296	1285	1278	1299	1279	1302	1289	1358	1264	1276
11	1290	1240	1269	1265	1255	1264	1268	1269	1263	1256	1252	1252	1256	1180	1296	1254	1288	1279	1290	1282	1280	1289	1284	1294	1267
12	1271	1269	1279	1288	1280	1281	1280	1277	1289	1294	1301	1281	1279	1261	1270	1299	1262	1268	1292	1299	1303	1325	1282	1289	1284
13	1261	1280	1288	1284	1279	1282	1270	1285	1289	1290	1295	1253	1260	1300	1329	1366	1342	1344	1348	1224	1338	1280	1291	1300	1295
14	1296	1293	1292	1290	1279	1287	1314	1321	1376	1330	1310	1298	13[illegible]3	1307	1310	1290	1275	1281	1290	1298	1265	1306	1305	1300	1302
15	1298	1290	1278	1275	1271	1270	1264	1267	1269	1291	1317	1310	1319	1297	1291	1300	1359	1287	1280	1291	1280	1272	1280	1280	1289
16	1277	1281	1266	1259	1251	1254	1262	1261	1253	1270	1287	1294	1280	1284	1286	1290	1272	1280	1274	1282	1276	1273	1277	1273	1273
17	1272	1270	1269	1268	1269	1263	1263	1267	1269	1271	1271	1277	1282	1281	1267	1267	1279	1271	1289	1283	1278	1289	1290	1281	1274
18	1286	1280	1290	1280	1258	1270	1270	1290	1290	1299	1314	1259	1252	1261	1261	1231	1238	1244	1251	1249	1240	1238	1244	1255	1265
19	1250	1259	1250	1241	1251	1250	1247	1250	1250	1259	1258	1270	1253	1255	1256	1251	1257	1264	1269	1279	1277	1269	1271	1262	1258
20	1261	1269	1249	1268	1266	1229	1247	1247	1243	1264	1280	1283	1271	1291	1342	1270	1260	1254	1279	1279	1280	1263	1247	1263	1266
21	1251	1263	1260	1260	1265	1262	1263	1281	1264	1263	1287	1260	1261	1282	1236	1272	1268	1287	1280	1270	1289	1273	1274	1271	1268
22	1273	1272	1266	1264	1284	1278	1276	1277	1266	1267	1271	1273	1294	1281	1280	1293	1316	1237	1295	1278	1280	1286	1278	1284	1278
23	1284	1291	1280	1287	1281	1292	1271	1275	1292	1287	1295	1289	1280	1278	1283	1286	1290	1290	1293	1298	1297	1294	1292	1288	1287
24	1290	1278	1291	1290	1290	1273	1288	1276	1280	1292	1288	1282	1285	1284	1289	1286	1291	1309	1320	1303	1302	1302	1298	1280	1290
25	1285	1270	1283	1270	1265	1291	1289	1286	1287	1286	1271	1260	1272	1257	1259	1263	1259	1262	1263	1270	1271	1269	1258	1252	1271
26	....	....	....	....	....	....	....	....	....	....	....	....	....	....	....	....	....	....	....	....	....	....	....	....	....
27	1261	1244	1249	1249	1254	1240	1253	1256	1265	1261	1261	1259	1293	1271	1261	1260	1255	1257	1289	1287	1281	1265	1251	1260	1262
28	1257	1259	1248	1249	1247	1250	1240	1243	1268	1280	1267	1257	1236	1260	1260	1260	1265	1270	1261	1275	1270	1270	1270	1266	1260
29	1261	1253	1250	1253	1251	1259	1258	1256	1278	1249	1262	1266	1260	1257	1229	1254	1248	1250	1277	1269	1272	1271	1270	1274	1260
30	....	....	....	....	....	....	....	....	....	....	....	....	....	....	....	....	....	....	....	....	....	....	....	....	....
MEANS	1275	1272	1270	1271	1268	1267	1268	1268	1272	1275	1279	1275	1276	1275	1279	1278	1279	1275	1286	1283	1283	1281	1281	1277	1276

TABLE 258

EARTH-CURRENT POTENTIALS AT WATHEROO MAGNETIC OBSERVATORY

JULY 1941 — EXPRESSED IN TENTHS OF MILLIVOLTS — VALUES POSITIVE EXCEPT AS INDICATED — JULY 1941

(THE TABULAR VALUES ARE AVERAGES FOR SUCCESSIVE PERIODS OF ONE HOUR AS INDICATED 120° EAST MERIDIAN MEAN TIME)

COMPONENT NORTHWARD LINE OQ LENGTH IN KMS 3.425 DIRECTION TRUE N

DAY	0-1	1-2	2-3	3-4	4-5	5-6	6-7	7-8	8-9	9-10	10-11	11-12	12-13	13-14	14-15	15-16	16-17	17-18	18-19	19-20	20-21	21-22	22-23	23-24	MEAN
1	...	...	...	...	...	...	...	...	...	...	...	...	...	...	...	...	...	...	...	...	...	...	...	...	...
2	308	307	307	302	303	308	315	306	293	303	314	323	330	323	317	310	301	315	320	312	320	321	327	329	313
3	328	327	327	327	325	326	324	322	318	325	329	356	358	348	349	330	317	327	331	339	341	352	349	340	334
4	336	369	373	363	368	371	361	361	357	365	374	379	394	376	367	349	350	350	365	369	360	368	375	380	366
5	...	...	...	...	...	...	...	...	...	...	...	...	...	...	...	...	...	...	...	...	...	...	...	...	...
6	560	480	450	450	460	470	420	410	420	420	430	430	435	441	430	413	422	388	408	400	407	440	418	489	437
7	410	442	481	458	456	451	444	426	490	408	400	453	492	446	448	499	476	471	446	444	453	453	457	461	448
8	...	...	...	...	...	...	...	...	...	...	...	...	...	...	...	...	...	...	...	...	...	...	...	...	...
9	507	505	497	507	469	480	485	482	476	467	482	509	507	512	510	495	488	479	487	486	488	469	483	504	491
10	509	500	507	501	500	502	510	512	509	481	491	503	511	521	495	515	500	513	509	510	510	499	515	514	506
11	...	...	...	...	...	...	...	...	...	...	...	...	...	...	...	...	...	...	...	...	...	...	...	...	...
12	539	542	551	550	550	542	545	545	535	534	548	551	559	560	550	544	531	544	533	540	509	560	563	560	545
13	562	561	560	559	558	561	557	558	540	545	557	570	578	579	572	560	557	560	566	572	569	571	572	578	563
14	578	580	584	583	585	585	580	578	571	587	576	586	590	592	597	583	573	561	576	573	576	577	575	576	580
15	587	586	590	591	596	588	585	592	580	572	577	588	610	605	595	587	581	580	586	587	586	599	582	588	588
16	588	593	598	581	587	582	585	583	520	589	579	588	597	581	598	595	578	573	582	584	581	585	577	590	583
17	588	580	589	593	601	587	593	608	571	570	578	588	591	590	595	597	597	596	593	593	596	592	594	600	591
18	608	619	600	600	600	602	601	594	592	595	600	608	618	622	622	613	599	592	603	610	610	619	613	618	607
19	602	613	630	610	612	611	618	613	603	602	619	607	613	619	623	623	602	602	610	612	609	610	614	615	612
20	620	621	621	621	611	610	615	620	610	599	601	612	632	628	632	628	622	608	612	612	610	613	628	628	617
21	622	630	628	623	645	608	612	628	610	612	638	640	648	630	653	584	563	584	589	618	604	612	611	637	618
22	625	614	630	662	633	603	618	610	610	612	612	636	630	660	640	626	628	609	607	611	606	608	612	609	621
23	630	641	648	622	630	620	622	610	600	610	604	621	620	629	613	609	589	586	600	588	591	591	589	601	611
24	604	612	607	602	601	600	599	620	602	591	601	590	610	619	628	603	600	596	597	592	595	601	612	586	603
25	601	604	619	608	608	601	599	593	589	590	602	603	640	641	621	601	597	585	591	593	590	602	601	602	603
26	606	612	606	616	600	603	600	591	580	580	596	604	621	630	622	611	609	593	595	593	596	597	600	603	603
27	609	608	607	606	611	603	606	597	580	583	592	613	625	637	629	620	599	600	605	603	604	606	605	605	606
28	611	611	612	611	611	611	613	612	594	595	608	628	638	634	630	626	611	602	611	601	614	610	609	610	613
29	615	613	614	614	617	613	612	614	605	600	608	627	637	631	640	620	610	610	611	608	605	607	610	611	615
30	611	612	610	615	619	610	618	617	602	599	611	622	619	612	621	601	593	593	596	600	600	600	599	600	608
31	604	603	604	603	610	607	600	603	590	590	600	608	612	632	630	617	601	596	600	602	602	603	603	603	605
MEANS	554	555	557	555	554	550	550	548	539	538	545	557	567	567	564	550	544	541	546	546	546	551	552	557	551

TABLE 259

EARTH-CURRENT POTENTIALS AT WATHEROO MAGNETIC OBSERVATORY

JULY 1941 — EXPRESSED IN TENTHS OF MILLIVOLTS — VALUES POSITIVE EXCEPT AS INDICATED — JULY 1941

(THE TABULAR VALUES ARE AVERAGES FOR SUCCESSIVE PERIODS OF ONE HOUR AS INDICATED 120° EAST MERIDIAN MEAN TIME)

COMPONENT EASTWARD LINE OR LENGTH IN KMS 9.90 DIRECTION TRUE E

DAY	0-1	1-2	2-3	3-4	4-5	5-6	6-7	7-8	8-9	9-10	10-11	11-12	12-13	13-14	14-15	15-16	16-17	17-18	18-19	19-20	20-21	21-22	22-23	23-24	MEAN
1	....	....	....	....	....	....	....	....	....	....	....	....	....	....	....	....	....	....	....	....	....	....	....	....	....
2	1289	1291	1286	1281	1278	1275	1270	1281	1270	1285	1269	1259	1261	1265	1259	1260	1241	1243	1249	1351	1247	1251	1251	1258	1265
3	1252	1248	1243	1239	1247	1236	1238	1247	1252	1252	1259	1232	1247	1238	1238	1240	1247	1240	1240	1238	1224	1250	1251	1278	1245
4	1243	1256	1246	1242	1241	1233	1231	1228	1230	1235	1241	1214	1280	1312	1241	1267	1237	1250	1250	1263	1243	1255	1232	1250	1247
5	....	....	....	....	....	....	....	....	....	....	....	....	....	....	....	....	....	....	....	....	....	....	....	....	....
6	1090	1090	1100	1110	1080	1180	1110	1160	1180	1140	1120	1140	1239	1240	1220	1219	1206	1231	1230	1237	1221	1219	1230	1208	1175
7	1208	1184	1196	1215	1205	1239	1254	1237	1230	1280	1262	1227	1193	1110	1215	1257	1202	1209	1216	1222	1215	1232	1207	1213	1218
8	....	....	....	....	....	....	....	....	....	....	....	....	....	....	....	....	....	....	....	....	....	....	....	....	....
9	1194	1197	1208	1197	1220	1218	1210	1220	1231	1228	1218	1210	1222	1208	1217	1195	1200	1192	1208	1209	1219	1210	1191	1184	1209
10	1174	1172	1176	1170	1191	1150	1190	1193	1187	1155	1202	1210	1187	1190	1219	1219	1196	1186	1200	1208	1212	1212	1203	1208	1192
11	....	....	....	....	....	....	....	....	....	....	....	....	....	....	....	....	....	....	....	....	....	....	....	....	....
12	1198	1197	1192	1190	1187	1189	1195	1191	1199	1199	1202	1197	1190	1186	1209	1202	1205	1200	1210	1209	1219	1191	1191	1198	1198
13	1197	1191	1190	1188	1189	1187	1191	1192	1201	1210	1209	1198	1207	1211	1209	1212	1215	1225	1229	1232	1226	1228	1230	1228	1208
14	1220	1214	1220	1217	1212	1214	1215	1218	1220	1231	1237	1234	1230	1233	1230	1198	1199	1191	1192	1194	1210	1205	1206	1207	1214
15	1219	1221	1214	1212	1213	1202	1206	1225	1227	1223	1229	1230	1228	1228	1230	1229	1217	1220	1229	1232	1242	1218	1205	1221	1222
16	1211	1194	1200	1193	1193	1193	1188	1187	1193	1192	1209	1207	1189	1244	1220	1198	1210	1210	1197	1202	1219	1209	1216	1209	1204
17	1207	1192	1210	1219	1203	1183	1191	1201	1218	1208	1208	1220	1240	1200	1220	1238	1212	1199	1203	1202	1213	1211	1219	1222	1210
18	1211	1198	1206	1221	1215	1216	1261	1202	1209	1202	1198	1221	1226	1217	1231	1221	1225	1212	1211	1220	1221	1230	1237	1222	1218
19	1231	1212	1210	1233	1286	1221	1221	1219	1212	1220	1239	1240	1242	1242	1238	1226	1225	1220	1222	1223	1218	1213	1213	1210	1226
20	1210	1218	1220	1208	1217	1213	1210	1197	1212	1203	1217	1223	1240	1223	1222	1239	1243	1200	1218	1235	1240	1224	1213	1212	1219
21	1213	1198	1223	1227	1213	1211	1216	1207	1222	1223	1214	1212	1229	1240	1241	1288	1292	1273	1268	1172	1181	1186	1197	1196	1223
22	1196	1208	1190	1167	1210	1228	1210	1201	1193	1229	1211	1219	1228	1184	1202	1203	1198	1209	1216	1207	1230	1212	1213	1209	1207
23	1187	1192	1190	1193	1194	1193	1200	1171	1198	1219	1216	1171	1160	1165	1172	1150	1181	1148	1179	1172	1151	1171	1172	1145	1179
24	1157	1149	1149	1149	1149	1150	1160	1131	1130	1148	1157	1180	1180	1147	1142	1150	1160	1172	1158	1171	1174	1178	1148	1177	1157
25	1155	1155	1142	1143	1158	1158	1158	1161	1154	1157	1146	1149	1139	1152	1192	1190	1171	1173	1158	1172	1170	1153	1171	1157	1160
26	1151	1141	1151	1144	1153	1150	1153	1152	1150	1157	1152	1160	1150	1157	1150	1150	1147	1143	1150	1157	1158	1152	1141	1140	1150
27	1133	1133	1132	1131	1133	1134	1136	1139	1150	1157	1151	1166	1170	1154	1154	1141	1138	1143	1150	1160	1165	1162	1160	1155	1144
28	1153	1146	1141	114	1143	1142	1147	1155	1160	1161	1163	1158	1160	1168	1172	1139	1151	1155	1159	1170	1157	1157	1158	1154	1155
29	1143	1140	1139	1140	1138	1132	1130	1136	1137	1139	1139	1158	1160	1154	1158	1150	1149	1137	1149	1157	1170	1159	1160	1160	1148
30	1151	1149	1150	1143	1136	1140	1132	1140	1156	1158	1148	1141	1150	1138	1128	1132	1120	1122	1125	1128	1132	1139	1136	1130	1138
31	1126	1120	1121	1121	1112	1118	1118	1111	1120	1133	1131	1139	1151	1142	1138	1140	1129	1118	1129	1136	1140	1148	1150	1123	1130
MEANS	1189	1185	1187	1186	1190	1189	1190	1189	1194	1198	1198	1197	1204	1198	1202	1202	1197	1193	1198	1199	1201	1199	1196	1195	1195

TABLE 260

EARTH-CURRENT POTENTIALS AT WATHEROO MAGNETIC OBSERVATORY

AUGUST 1941 — EXPRESSED IN TENTHS OF MILLIVOLTS — VALUES POSITIVE EXCEPT AS INDICATED — AUGUST 1941

(THE TABULAR VALUES ARE AVERAGES FOR SUCCESSIVE PERIODS OF ONE HOUR AS INDICATED 120° EAST MERIDIAN MEAN TIME)

COMPONENT NORTHWARD LINE OQ LENGTH IN KMS 3.425 DIRECTION TRUE N

DAY	0-1	1-2	2-3	3-4	4-5	5-6	6-7	7-8	8-9	9-10	10-11	11-12	12-13	13-14	14-15	15-16	16-17	17-18	18-19	19-20	20-21	21-22	22-23	23-24	MEAN
1	599	599	600	594	597	618	609	596	587	591	593	610	626	632	621	615	600	590	591	595	596	599	592	602	602
2	591	606	617	601	602	602	610	622	577	598	602	618	619	638	641	600	614	595	562	580	585	589	501	639	600
3	598	611	618	623	618	621	620	611	617	598	619	629	621	629	627	617	610	599	600	607	605	604	616	613	614
4	...	...	...	...	...	...	...	...	...	...	...	...	...	...	...	...	...	...	...	...	...	...	...	...	...
5	...	...	...	...	...	...	...	...	...	...	...	...	...	...	...	...	...	...	...	...	...	...	...	...	...
6	...	...	...	...	...	...	...	...	...	...	...	...	...	...	...	...	...	...	...	...	...	...	...	...	...
7	601	615	620	578	630	622	604	648	595	551	560	580	589	619	618	613	590	601	594	591	593	602	599	594	600
8	598	620	603	610	610	610	632	602	582	579	588	602	614	618	625	614	597	582	590	599	597	597	599	600	603
9	607	610	613	605	611	608	604	601	572	570	588	620	623	637	621	610	600	589	590	583	587	584	588	590	600
10	599	596	600	599	600	598	597	590	578	580	602	607	606	610	601	599	588	584	589	586	588	581	588	589	594
11	595	599	601	594	592	594	593	591	581	568	570	597	610	610	610	609	588	578	580	579	590	585	578	579	590
12	580	590	601	592	585	591	590	590	566	579	588	592	608	608	592	593	585	584	589	588	585	580	597	597	590
13	590	590	591	596	596	601	591	602	579	577	590	583	608	603	600	591	580	571	572	585	581	584	581	583	588
14	587	587	590	597	581	595	594	599	587	580	572	590	598	620	612	600	590	588	581	586	585	590	590	591	591
15	590	591	589	594	591	589	590	588	578	595	580	590	599	604	602	599	600	583	589	590	589	580	592	593	591
16	595	590	588	590	590	591	599	598	583	580	587	597	603	610	609	601	597	589	588	587	591	591	582	591	593
17	598	597	600	581	580	581	581	572	561	572	579	593	600	609	602	588	581	571	579	582	582	586	587	589	586
18	590	591	591	590	590	588	590	597	571	572	580	594	599	610	612	609	598	586	589	591	591	590	590	587	592
19	595	600	599	591	610	580	589	589	571	560	568	588	610	587	609	589	573	574	562	568	565	577	577	588	584
20	591	592	590	588	590	586	581	584	565	570	564	590	612	608	591	592	580	576	578	575	579	577	579	580	584
21	583	589	585	580	581	579	576	567	558	568	588	601	624	616	610	591	590	577	578	572	572	580	580	583	584
22	592	590	597	599	584	579	581	582	560	568	580	601	610	612	612	602	589	578	580	584	584	588	589	592	589
23	592	593	597	592	598	586	584	582	572	570	580	600	619	619	619	600	590	582	581	584	587	588	587	588	591
24	591	590	592	598	590	590	592	580	562	566	578	602	601	620	612	620	583	570	582	580	578	577	579	584	588
25	590	589	588	600	587	582	589	582	559	552	553	561	575	588	601	601	588	565	569	570	567	571	568	574	578
26	589	576	547	601	557	590	580	572	566	571	568	570	600	617	592	600	600	577	569	554	540	550	558	552	575
27	541	580	560	574	574	610	601	608	600	574	570	560	600	578	590	593	569	526	528	590	548	570	570	581	575
28	586	580	606	590	579	580	642	560	583	560	563	571	580	581	608	590	577	573	531	590	570	568	581	580	580
29	580	590	579	590	588	581	584	582	569	581	582	591	603	595	612	597	588	540	611	582	581	500	609	600	584
30	609	580	566	600	610	608	595	614	632	569	570	582	592	608	598	599	587	580	588	579	570	591	590	581	592
31	592	597	598	614	581	589	590	590	581	578	585	590	599	612	607	610	600	581	588	583	569	600	590	583	592
MEANS	591	594	594	595	593	595	596	593	578	574	580	593	605	611	609	602	590	578	580	584	580	581	584	589	590

TABLE 261

EARTH-CURRENT POTENTIALS AT WATHEROO MAGNETIC OBSERVATORY

AUGUST 1941 — EXPRESSED IN TENTHS OF MILLIVOLTS — VALUES POSITIVE EXCEPT AS INDICATED — AUGUST 1941

(THE TABULAR VALUES ARE AVERAGES FOR SUCCESSIVE PERIODS OF ONE HOUR AS INDICATED 120° EAST MERIDIAN MEAN TIME)

COMPONENT EASTWARD LINE OR LENGTH IN KMS 9.90 DIRECTION TRUE E

DAY	0-1	1-2	2-3	3-4	4-5	5-6	6-7	7-8	8-9	9-10	10-11	11-12	12-13	13-14	14-15	15-16	16-17	17-18	18-19	19-20	20-21	21-22	22-23	23-24	MEAN
1	1127	1130	1122	1122	1120	1103	1104	1121	1135	1128	1130	1130	1123	1139	1140	1129	1143	1130	1122	1125	1129	1139	1140	1141	1128
2	1149	1151	1129	1129	1131	1122	1128	1132	1120	1110	1158	1127	1168	1139	1200	1150	1151	1122	1128	1112	1147	1134	1132	1118	1137
3	1144	1131	1140	1133	1140	1131	1138	1116	1122	1126	1133	1122	1149	1173	1164	1161	1162	1138	1138	1140	1158	1158	1141	1143	1142
4	....	....	....	....	....	....	....	....	....	....	....	....	....	....	....	....	....	....	....	....	....	....	....	....	....
5	....	....	....	....	....	....	....	....	....	....	....	....	....	....	....	....	....	....	....	....	....	....	....	....	....
6	....	....	....	....	....	....	....	....	....	....	....	....	....	....	....	....	....	....	....	....	....	....	....	....	....
7	1123	1115	1097	1111	1121	1130	1145	1121	1111	1130	1132	1157	1150	1160	1140	1128	1146	1137	1165	1163	1149	1158	1151	1150	1137
8	1161	1170	1165	1150	1140	1159	1141	1151	1150	1157	1160	1163	1150	1162	1142	1149	1159	1161	1168	1166	1170	1171	1168	1165	1158
9	1162	1160	1161	1152	1156	1160	1163	1160	1150	1161	1162	1150	1152	1158	1149	1153	1153	1155	1161	1156	1154	1150	1150	1140	1155
10	1149	1138	1161	1139	1139	1144	1139	1143	1160	1178	1177	1150	1128	1137	1139	1138	1136	1139	1149	1150	1152	1155	1158	1152	1147
11	1140	1148	1150	1129	1130	1120	1128	1140	1148	1155	1147	1144	1148	1144	1150	1131	1147	1133	1139	1145	1169	1167	1159	1149	1144
12	1136	1141	1140	1121	1140	1131	1135	1132	1141	1164	1152	1141	1140	1150	1143	1138	1159	1151	1161	1154	1166	1172	1162	1162	1147
13	1151	1146	1143	1142	1139	1140	1138	1149	1141	1148	1133	1147	1160	1160	1143	1140	1146	1170	1141	1152	1148	1147	1160	1162	1148
14	1161	1138	1140	1150	1151	1149	1142	1140	1151	1161	1168	1181	1190	1134	1158	1170	1148	1150	1159	1167	1165	1167	1162	1163	1157
15	1168	1159	1166	1151	1158	1154	1151	1151	1157	1161	1160	1171	1173	1171	1178	1167	1160	1163	1160	1160	1161	1166	1169	1168	1163
16	1171	1162	1157	1155	1150	1148	1149	1140	1152	1158	1158	1172	1180	1178	1178	1178	1161	1168	1171	1180	1163	1172	1180	1172	1165
17	1170	1167	1156	1150	1139	1130	1121	1120	1130	1156	1150	1161	1159	1157	1157	1151	1147	1147	1144	1145	1149	1154	1152	1152	1148
18	1165	1162	1161	1152	1148	1147	1147	1148	1160	1158	1159	1170	1179	1183	1182	1182	1182	1169	1168	1178	1179	1179	1173	1170	1167
19	1179	1179	1170	1159	1159	1160	1150	1141	1137	1121	1171	1150	1140	1158	1157	1162	1160	1150	1183	1209	1171	1142	1129	1143	1158
20	1140	1140	1140	1140	1141	1140	1148	1132	1138	1155	1128	1142	1135	1153	1146	1151	1142	1146	1156	1159	1159	1158	1151	1148	1145
21	1132	1141	1149	1149	1148	1147	1143	1142	1151	1152	1151	1160	1144	1158	1154	1159	1138	1158	1152	1160	1159	1151	1150	1164	1150
22	1160	1152	1140	1139	1167	1157	1159	1162	1150	1147	1147	1160	1160	1160	1160	1159	1150	1162	1172	1170	1171	1167	1168	1160	1158
23	1147	1159	1161	1162	1171	1166	1170	1170	1180	1178	1176	1162	1164	1168	1166	1147	1150	1160	1176	1173	1177	1176	1170	1159	1166
24	1158	1153	1161	1158	1165	1172	1171	1170	1179	1182	1169	1148	1161	1170	1165	1167	1190	1168	1169	1172	1178	1168	1172	1170	1168
25	1166	1162	1148	1158	1130	1148	1147	1139	1139	1131	1140	1142	1145	1143	1151	1148	1153	1147	1150	1152	1158	1172	1149	1160	1149
26	1193	1118	1160	1111	1180	1161	1142	1159	1153	1139	1141	1137	1137	1157	1154	1158	1167	1171	1170	1179	1188	1147	1161	1189	1157
27	1166	1120	1143	1152	1100	1168	1120	1121	1178	1187	1155	1138	1116	1210	1118	1181	1168	1171	1200	1177	1182	1125	1150	1122	1153
28	1130	1130	1088	1122	1141	1160	1092	1149	1166	1148	1141	1170	1160	1148	1130	1190	1160	1155	1131	1183	1133	1146	1153	1157	1145
29	1153	1140	1143	1148	1143	1149	1148	1143	1152	1151	1158	1169	1186	1142	1158	1157	1167	1169	1146	1141	1177	1199	1169	1169	1157
30	1109	1183	1173	1170	1153	1152	1155	1176	1149	1148	1130	1185	1198	1149	1148	1161	1191	1152	1169	1182	1170	1128	1167	1200	1164
31	1190	1183	1189	1162	1169	1172	1171	1173	1168	1172	1181	1200	1202	1191	1185	1148	1140	1156	1162	1181	1177	1160	1169	1181	1174
MEANS	1154	1149	1147	1143	1145	1147	1142	1144	1149	1152	1154	1155	1157	1159	1156	1156	1156	1154	1158	1162	1163	1158	1158	1158	1153

TABLE 262

EARTH-CURRENT POTENTIALS AT WATHEROO MAGNETIC OBSERVATORY

SEPTEMBER 1941 EXPRESSED IN TENTHS OF MILLIVOLTS — VALUES POSITIVE EXCEPT AS INDICATED SEPTEMBER 1941

(THE TABULAR VALUES ARE AVERAGES FOR SUCCESSIVE PERIODS OF ONE HOUR AS INDICATED 120° EAST MERIDIAN MEAN TIME)

COMPONENT NORTHWARD LINE OQ LENGTH IN KMS 3.425 DIRECTION TRUE N

DAY	0-1	1-2	2-3	3-4	4-5	5-6	6-7	7-8	8-9	9-10	10-11	11-12	12-13	13-14	14-15	15-16	16-17	17-18	18-19	19-20	20-21	21-22	22-23	23-24	MEAN
1	573	601	598	590	600	580	600	585	589	572	581	581	592	610	629	609	590	569	597	590	590	582	580	558	589
2	628	573	592	590	601	592	589	609	594	579	580	589	605	611	596	600	602	588	579	582	588	580	580	609	593
3	590	590	600	602	607	589	598	571	589	571	580	588	598	619	610	594	579	562	569	571	570	572	577	579	586
4	588	582	582	582	589	582	582	571	569	568	572	589	600	611	611	600	572	569	572	576	580	579	582	583	583
5	584	582	585	583	583	589	582	568	558	551	560	573	606	619	612	599	580	574	579	579	580	580	581	581	582
6	582	583	582	586	587	587	586	573	569	560	570	589	611	618	610	600	588	583	579	580	579	581	582	588	586
7	585	591	598	598	598	602	590	573	571	583	582	607	620	620	610	609	588	573	561	572	579	509	610	617	589
8	605	625	598	603	648	590	583	589	568	580	589	591	596	596	598	590	589	571	563	578	579	579	578	589	591
9	590	582	592	592	597	599	592	572	568	576	578	595	612	610	610	607	588	580	581	582	580	581	580	590	589
10	589	591	597	598	600	592	581	572	590	580	590	601	610	601	600	592	581	571	576	578	564	569	569	570	586
11	571	580	581	575	579	581	581	571	554	570	590	587	596	599	591	590	581	566	560	570	528	581	560	578	576
12	580	577	579	586	582	592	581	577	578	569	587	588	589	604	599	597	581	569	571	577	572	573	572	575	582
13	579	577	573	579	575	572	577	566	570	572	580	591	609	611	602	589	579	579	579	585	559	524	530	584	577
14	...	...	...	...	...	...	...	...	...	...	...	...	...	...	...	...	...	...	...	...	...	...	...	...	...
15	590	588	592	590	583	610	612	550	577	579	591	611	603	618	599	598	578	571	577	600	576	569	606	600	590
16	589	588	580	561	625	628	570	570	572	619	582	609	637	632	592	588	578	580	589	581	580	584	586	590	592
17	589	588	597	602	588	588	601	570	561	572	590	612	632	613	617	610	571	562	581	588	584	570	591	590	590
18	...	...	...	...	...	...	...	...	...	...	...	...	...	...	...	...	...	...	...	...	...	...	...	...	...
19	...	...	...	...	...	...	...	...	...	...	...	...	...	...	...	...	...	...	...	...	...	...	...	...	...
20	...	...	...	...	...	...	...	...	...	...	...	...	...	...	...	...	...	...	...	...	...	...	...	...	...
21	...	...	...	...	...	...	...	...	...	...	...	...	...	...	...	...	...	...	...	...	...	...	...	...	...
22	...	...	...	...	...	...	...	...	...	...	...	...	...	...	...	...	...	...	...	...	...	...	...	...	...
23	...	...	...	...	...	...	...	...	...	...	...	...	...	...	...	...	...	...	...	...	...	...	...	...	...
24	553	608	590	591	591	573	585	559	602	581	570	566	590	592	585	582	579	569	572	570	560	562	588	580	579
25	586	582	592	570	581	601	575	587	602	568	582	601	601	608	593	590	551	578	580	573	579	553	560	571	582
26	569	578	593	600	612	565	578	569	574	582	590	598	596	600	600	590	587	579	574	578	579	573	572	571	584
27	570	578	581	583	588	581	583	570	582	584	591	595	599	608	597	577	570	570	550	565	571	565	571	569	579
28	589	578	585	590	583	580	582	582	579	581	599	611	618	613	607	591	583	582	582	582	580	579	558	560	586
29	571	579	588	592	590	599	580	560	562	577	599	620	628	611	591	586	570	567	569	582	582	581	580	571	585
30	582	592	578	590	599	592	579	565	552	590	610	609	623	622	601	590	569	570	570	570	593	581	582	572	587
MEANS	584	587	588	588	595	590	586	573	575	577	584	596	607	611	603	595	580	573	574	579	575	570	577	582	585

TABLE 263

EARTH-CURRENT POTENTIALS AT WATHEROO MAGNETIC OBSERVATORY

SEPTEMBER 1941 EXPRESSED IN TENTHS OF MILLIVOLTS — VALUES POSITIVE EXCEPT AS INDICATED SEPTEMBER 1941

(THE TABULAR VALUES ARE AVERAGES FOR SUCCESSIVE PERIODS OF ONE HOUR AS INDICATED 120° EAST MERIDIAN MEAN TIME)

COMPONENT EASTWARD LINE OR LENGTH IN KMS 9.90 DIRECTION TRUE E

DAY	0-1	1-2	2-3	3-4	4-5	5-6	6-7	7-8	8-9	9-10	10-11	11-12	12-13	13-14	14-15	15-16	16-17	17-18	18-19	19-20	20-21	21-22	22-23	23-24	MEAN
1	1160	1161	1170	1169	1147	1171	1152	1148	1169	1170	1182	1200	1185	1201	1189	1170	1188	1146	1172	1180	1170	1172	1200	1162	1172
2	1169	1201	1163	1191	1181	1170	1171	1163	1178	1169	1162	1171	1182	1200	1240	1174	1150	1181	1186	1181	1179	1151	1182	1148	1177
3	1171	1176	1172	1173	1170	1158	1170	1182	1170	1142	1141	1151	1163	1150	1152	1160	1159	1153	1150	1152	1143	1142	1140	1148	1158
4	1132	1134	1134	1141	1137	1131	1136	1131	1132	1140	1139	1149	1161	1160	1150	1141	1158	1155	1159	1160	1150	1151	1151	1141	1145
5	1140	1130	1136	1134	1138	1134	1132	1130	1138	1147	1151	1159	1152	1158	1150	1152	1157	1158	1158	1158	1159	1156	1155	1150	1147
6	1148	1145	1142	1148	1151	1146	1150	1152	1157	1151	1159	1152	1152	1159	1160	1161	1157	1159	1163	1165	1162	1161	1158	1152	1155
7	1148	1145	1147	1148	1139	1140	1149	1150	1160	1161	1150	1141	1141	1140	1158	1163	1170	1179	1183	1170	1181	1178	1172	1171	1158
8	1159	1136	1168	1158	1138	1159	1179	1161	1158	1170	1151	1138	1139	1147	1141	1158	1141	1140	1142	1141	1150	1152	1149	1140	1151
9	1131	1132	1139	1136	1130	1130	1140	1150	1165	1158	1169	1154	1172	1142	1145	1140	1147	1147	1140	1158	1159	1161	1161	1150	1148
10	1152	1152	1140	1142	1142	1157	1159	1179	1159	1159	1131	1130	1139	1139	1126	1125	1118	1124	1131	1130	1131	1132	1134	1132	1140
11	1130	1120	1111	1119	1122	1121	1121	1130	1141	1145	1135	1110	1119	1121	1129	1120	1118	1130	1149	1160	1169	1130	1130	1130	1130
12	1124	1124	1120	1127	1127	1121	1120	1141	1126	1121	1131	1121	1131	1130	1135	1130	1140	1140	1131	1131	1132	1140	1141	1140	1130
13	1138	1132	1131	1130	1129	1130	1131	1125	1129	1138	1141	1148	1139	1142	1132	1132	1121	1129	1120	1120	1171	1201	1240	1152	1142
14	....	....	....	....	....	....	....	....	....	....	....	....	....	....	....	....	....	....	....	....	....	....	....	....	....
15	1153	1148	1130	1141	1142	1150	1104	1139	1162	1149	1143	1152	1179	1186	1152	1140	1140	1150	1122	1165	1121	1170	1128	1143	1146
16	1160	1150	1060	1212	1136	1130	1167	1158	1161	1178	1118	1163	1200	1168	1147	1141	1150	1144	1140	1141	1138	1141	1138	1141	1149
17	1142	1150	1130	1141	1152	1132	1148	1132	1148	1140	1130	1148	1153	1139	1142	1130	1151	1140	1153	1143	1152	1140	1131	1144	1142
18	....	....	....	....	....	....	....	....	....	....	....	....	....	....	....	....	....	....	....	....	....	....	....	....	....
19	....	....	....	....	....	....	....	....	....	....	....	....	....	....	....	....	....	....	....	....	....	....	....	....	....
20	....	....	....	....	....	....	....	....	....	....	....	....	....	....	....	....	....	....	....	....	....	....	....	....	....
21	....	....	....	....	....	....	....	....	....	....	....	....	....	....	....	....	....	....	....	....	....	....	....	....	....
22	....	....	....	....	....	....	....	....	....	....	....	....	....	....	....	....	....	....	....	....	....	....	....	....	....
23	....	....	....	....	....	....	....	....	....	....	....	....	....	....	....	....	....	....	....	....	....	....	....	....	....
24	1169	1099	1124	1110	1098	1112	1143	1115	1152	1136	1130	1148	1135	1112	1111	1121	1112	1121	1131	1148	1162	1137	1112	1127	1128
25	1112	1120	1082	1120	1130	1147	1150	1153	1126	1142	1142	1166	1138	1117	1112	1139	1140	1131	1127	1142	1140	1120	1140	1111	1131
26	1133	1110	1100	1077	1080	1127	1122	1129	1129	1132	1128	1120	1122	1119	1120	1109	1118	1109	1118	1119	1119	1122	1120	1121	1117
27	1117	1111	1110	1112	1103	1111	1108	1111	1119	1110	1122	1120	1138	1131	1152	1132	1133	1130	1121	1122	1103	1122	1128	1115	1120
28	1090	1138	1139	1132	1128	1129	1128	1129	1129	1130	1124	1131	1138	1141	1142	1138	1141	1131	1128	1130	1128	1125	1101	1130	1129
29	1139	1140	1138	1123	1122	1117	1108	1100	1105	1110	1116	1153	1129	1132	1117	1125	1142	1163	1130	1105	1117	1120	1115	1140	1125
30	1130	1103	1115	1130	1140	1110	1111	1110	1132	1159	1101	1110	1123	1120	1135	1142	1122	1123	1150	1122	1094	1110	1112	1100	1121
MEANS	1141	1137	1130	1140	1134	1136	1139	1140	1145	1146	1139	1145	1149	1146	1145	1141	1142	1143	1144	1145	1145	1145	1145	1139	1142

TABLE 264

EARTH-CURRENT POTENTIALS AT WATHEROO MAGNETIC OBSERVATORY

OCTOBER 1941 — EXPRESSED IN TENTHS OF MILLIVOLTS — VALUES POSITIVE EXCEPT AS INDICATED — OCTOBER 194

(THE TABULAR VALUES ARE AVERAGES FOR SUCCESSIVE PERIODS OF ONE HOUR AS INDICATED 120° EAST MERIDIAN MEAN TIME)

COMPONENT NORTHWARD LINE OQ LENGTH IN KMS 3.425 DIRECTION TRUE N

DAY	0-1	1-2	2-3	3-4	4-5	5-6	6-7	7-8	8-9	9-10	10-11	11-12	12-13	13-14	14-15	15-16	16-17	17-18	18-19	19-20	20-21	21-22	22-23	23-24	MEAN
1	588	586	595	598	570	572	560	573	567	578	599	570	590	598	583	571	560	559	560	566	566	563	576	577	576
2	578	576	587	570	573	563	555	550	560	570	589	602	603	599	588	577	569	561	562	562	561	560	559	560	572
3	563	570	570	560	579	542	569	545	558	565	572	612	603	583	578	569	549	552	554	560	558	563	563	570	567
4	572	573	570	570	570	566	563	552	558	568	588	619	633	617	594	575	570	562	568	570	570	568	560	567	576
5	570	572	571	570	569	559	567	567	571	557	579	608	612	601	581	567	560	560	548	556	573	568	568	566	572
6	571	577	572	568	568	564	562	552	555	562	579	597	613	615	610	582	558	559	554	562	560	561	564	566	572
7	573	574	570	572	573	573	560	550	550	567	590	611	614	618	598	568	551	560	568	563	566	563	563	569	574
8	570	570	572	580	576	569	566	562	552	570	591	598	600	597	596	571	550	550	553	560	559	560	559	561	570
9	552	560	575	580	572	561	546	550	560	576	590	610	602	593	580	575	550	539	540	552	542	537	550	557	564
10	...	...	...	...	...	...	...	...	...	...	...	...	...	...	...	...	...	...	...	...	...	...	...	...	...
11	545	551	565	570	572	552	550	545	532	557	576	591	611	613	604	562	549	537	489	523	488	531	518	514	552
12	493	530	478	570	490	519	510	574	520	522	540	563	579	572	567	543	515	498	478	463	466	481	482	488	519
13	495	495	492	500	498	498	493	489	478	485	514	539	540	532	512	492	472	463	460	490	453	462	432	483	492
14	483	499	492	490	491	488	485	490	490	511	542	576	593	593	567	528	501	498	490	508	482	510	502	481	512
15	525	527	519	522	520	516	529	532	533	538	553	584	610	597	578	547	542	526	530	531	546	543	541	548	543
16	545	550	559	578	550	557	560	556	552	552	580	610	590	591	575	560	549	555	556	554	552	535	565	567	562
17	549	549	584	562	560	585	540	546	548	560	579	599	608	602	572	556	542	550	550	546	560	560	548	554	563
18	549	550	548	553	555	548	540	529	529	542	586	598	610	600	577	544	532	531	533	530	514	513	516	520	548
19	518	520	520	524	525	520	522	510	508	521	550	570	571	573	562	529	520	515	515	510	498	482	470	471	522
20	...	...	...	...	...	...	...	...	...	...	...	...	...	...	...	...	...	...	...	...	...	...	...	...	...
21	...	...	...	...	...	...	...	...	...	...	...	...	...	...	...	...	...	...	...	...	...	...	...	...	...
22	...	...	...	...	...	...	...	...	...	...	...	...	...	...	...	...	...	...	...	...	...	...	...	...	...
23	...	...	...	...	...	...	...	...	...	...	...	...	...	...	...	...	...	...	...	...	...	...	...	...	...
24	...	...	...	...	...	...	...	...	...	...	...	...	...	...	...	...	...	...	...	...	...	...	...	...	...
25	548	543	550	581	522	529	532	540	540	560	571	585	587	579	560	548	537	540	544	542	540	533	534	530	549
26	540	540	535	537	539	535	537	535	543	545	562	573	530	573	568	557	540	531	525	542	520	530	513	494	541
27	...	...	...	...	...	...	...	...	...	...	...	...	...	...	...	...	...	...	...	...	...	...	...	...	...
28	...	...	...	...	...	...	...	...	...	...	...	...	...	...	...	...	...	...	...	...	...	...	...	...	...
29	582	597	558	550	551	550	557	550	550	577	570	593	594	583	575	562	552	543	560	558	559	555	562	560	564
30	560	566	564	570	568	554	550	541	569	589	608	619	609	608	590	581	572	566	570	560	560	560	562	578	574
31	577	571	573	568	563	558	560	560	567	580	613	631	625	608	579	553	550	559	550	570	575	557	572	572	575
MEANS	550	554	553	558	550	547	544	543	543	554	576	594	599	593	578	556	543	540	537	543	538	539	540	541	555

TABLE 265

EARTH-CURRENT POTENTIALS AT WATHEROO MAGNETIC OBSERVATORY

OCTOBER 1941 — EXPRESSED IN TENTHS OF MILLIVOLTS — VALUES POSITIVE EXCEPT AS INDICATED — OCTOBER 1941

(THE TABULAR VALUES ARE AVERAGES FOR SUCCESSIVE PERIODS OF ONE HOUR AS INDICATED 120° EAST MERIDIAN MEAN TIME)

COMPONENT EASTWARD LINE OR LENGTH IN KMS 9.90 DIRECTION TRUE E

DAY	0-1	1-2	2-3	3-4	4-5	5-6	6-7	7-8	8-9	9-10	10-11	11-12	12-13	13-14	14-15	15-16	16-17	17-18	18-19	19-20	20-21	21-22	22-23	23-24	MEAN
1	1120	1123	1128	1119	1098	1120	1118	1112	1118	1110	1117	1081	1100	1105	1108	1110	1109	1104	1090	1106	1107	1098	1097	1096	1108
2	1097	1102	1100	1102	1110	1106	1111	1107	1101	1107	1090	1098	1097	1110	1112	1109	1116	1112	1111	1110	1107	1107	1106	1106	1106
3	1104	1090	1090	1107	1110	1123	1109	1113	1107	1110	1096	1084	1097	1103	1127	1133	1130	1123	1120	1107	1107	1103	1105	1095	1108
4	1091	1091	1096	1097	1105	1104	1110	1114	1110	1107	1113	1100	1085	1098	1106	1116	1123	1147	1136	1127	1128	1117	1110	1108	1110
5	1093	1100	1093	1091	1097	1108	1133	1140	1127	1093	1086	1082	1072	1093	1100	1126	1145	1120	1121	1119	1103	1110	1112	1108	1107
6	1107	1094	1111	1107	1108	1112	1117	1115	1128	1122	1124	1116	1106	1101	1090	1110	1129	1129	1130	1138	1142	1147	1136	1121	1118
7	1128	1109	1108	1113	1107	1119	1127	1131	1129	1132	1132	1119	1118	1103	1106	1119	1118	1126	1126	1132	1137	1134	1128	1124	1122
8	1125	1119	1119	1120	1123	1120	1130	1150	1159	1157	1133	1118	1098	1091	1087	1110	1109	1100	1100	1102	1103	1106	1109	1099	1116
9	1103	1090	1110	1099	1099	1103	1111	1121	1113	1106	1102	1110	1100	1098	1093	1088	1102	1097	1092	1100	1085	1090	1080	1083	1099
10	....	....	....	....	....	....	....	....	....	....	....	....	....	....	....	....	....	....	....	....	....	....	....	....	....
11	1088	1081	1080	1080	1076	1079	1088	1109	1111	1100	1099	1091	1090	1093	1120	1090	1108	1134	1163	1100	1070	1030	980	965	1084
12	962	930	986	977	978	1013	1060	983	1070	1068	1132	1080	1072	1046	1080	1057	1018	959	947	942	898	930	939	958	1004
13	930	944	959	962	967	973	986	981	930	968	983	980	970	990	960	964	946	943	942	969	898	940	950	960	958
14	963	968	969	978	982	985	993	1000	1015	1060	1080	1085	1088	1075	1043	1026	1002	1005	1007	982	989	973	1047	979	1012
15	1020	1013	1017	1015	1022	1025	1031	1064	1060	1060	1078	1087	1097	1103	1106	1112	1113	1118	1100	1059	1044	1070	1083	1080	1066
16	1080	1074	1093	1070	1083	1094	1090	1085	1094	1103	1117	1120	1102	1104	1130	1114	1120	1104	1103	1100	1107	1113	1103	1090	1100
17	1099	1128	1118	1110	1102	1081	1120	1117	1110	1121	1119	1113	1110	1113	1120	1137	1126	1120	1120	1120	1103	1083	1079	1126	1112
18	1092	1094	1096	1094	1093	1096	1093	1093	1100	1102	1090	1094	1093	1095	1095	1098	1097	1094	1086	1064	1023	1026	1018	1013	1081
19	1023	1026	1023	1032	1033	1033	1038	1041	1030	1042	1041	1039	1036	1043	1059	1063	1056	1059	1041	1031	1025	1110	920	910	1033
20	....	....	....	....	....	....	....	....	....	....	....	....	....	....	....	....	....	....	....	....	....	....	....	....	....
21	....	....	....	....	....	....	....	....	....	....	....	....	....	....	....	....	....	....	....	....	....	....	....	....	....
22	....	....	....	....	....	....	....	....	....	....	....	....	....	....	....	....	....	....	....	....	....	....	....	....	....
23	....	....	....	....	....	....	....	....	....	....	....	....	....	....	....	....	....	....	....	....	....	....	....	....	....
24	....	....	....	....	....	....	....	....	....	....	....	....	....	....	....	....	....	....	....	....	....	....	....	....	....
25	1075	1072	1055	1070	1060	1080	1090	1087	1086	1094	1098	1089	1076	1071	1070	1072	1090	1085	1094	1090	1083	1082	1077	1079	1080
26	1081	1055	1054	1061	1070	1066	1075	1078	1080	1109	1107	1096	1087	1090	1084	1070	1080	1118	1091	1078	1050	1046	1019	980	1072
27	....	....	....	....	....	....	....	....	....	....	....	....	....	....	....	....	....	....	....	....	....	....	....	....	....
28	....	....	....	....	....	....	....	....	....	....	....	....	....	....	....	....	....	....	....	....	....	....	....	....	....
29	1133	1106	1103	1124	1135	1123	1120	1138	1140	1128	1090	1094	1109	1113	1111	1111	1120	1130	1110	1115	1110	1107	1110	1107	1116
30	1117	1120	1119	1120	1123	1124	1123	1135	1146	1135	1125	1125	1130	1133	1132	1137	1144	1141	1137	1135	1130	1121	1082	1130	1128
31	1125	1131	1120	1130	1139	1136	1135	1140	1130	1130	1126	1121	1165	1165	1173	1110	1120	1125	1128	1134	1120	1130	1127	1145	1134
MEANS	1076	1072	1076	1077	1079	1084	1092	1094	1095	1098	1099	1092	1091	1093	1096	1092	1096	1095	1091	1085	1074	1077	1067	1064	1086

TABLE 266

EARTH-CURRENT POTENTIALS AT WATHEROO MAGNETIC OBSERVATORY

NOVEMBER 1941 EXPRESSED IN TENTHS OF MILLIVOLTS — VALUES POSITIVE EXCEPT AS INDICATED

NOVEMBER 1941

(THE TABULAR VALUES ARE AVERAGES FOR SUCCESSIVE PERIODS OF ONE HOUR AS INDICATED 120° EAST MERIDIAN MEAN TIME)

COMPONENT NORTHWARD LINE OQ LENGTH IN KMS 3.425 DIRECTION TRUE N

DAY	0-1	1-2	2-3	3-4	4-5	5-6	6-7	7-8	8-9	9-10	10-11	11-12	12-13	13-14	14-15	15-16	16-17	17-18	18-19	19-20	20-21	21-22	22-23	23-24	MEAN
1	...	...	...	...	...	...	...	...	...	...	...	...	...	...	...	...	...	...	...	...	...	...	...	...	...
2	580	618	620	588	576	560	562	566	573	590	603	610	610	597	581	578	570	571	571	572	567	569	572	574	582
3	575	581	579	569	578	562	558	570	579	580	596	604	611	607	583	570	563	563	570	573	570	567	542	573	576
4	607	597	603	607	590	590	570	542	558	561	583	600	608	590	583	560	538	550	561	564	560	560	561	579	576
5	568	565	570	568	570	562	550	545	557	577	578	607	599	604	549	565	553	567	570	565	555	545	540	561	566
6	578	568	561	588	612	548	562	545	543	562	571	612	607	600	569	533	533	519	520	559	522	592	553	579	564
7	550	555	577	582	578	567	619	587	531	550	568	618	607	600	588	560	568	559	563	554	542	572	555	558	571
8	572	559	579	557	556	560	568	541	565	576	582	599	598	602	575	552	550	522	571	555	563	544	542	576	565
9	571	571	588	550	569	558	559	552	558	572	586	602	605	598	585	569	557	570	561	563	552	590	540	573	571
10	602	594	592	585	599	571	570	569	583	590	600	609	611	600	582	563	559	540	572	565	560	510	542	591	578
11	581	560	561	607	568	563	542	580	589	581	596	622	600	590	572	565	560	549	557	582	570	577	570	580	576
12	570	582	562	569	581	560	560	559	566	579	600	618	612	604	583	565	577	629	582	580	578	571	560	572	580
13	567	578	575	570	573	589	558	560	560	574	592	608	605	591	572	563	562	560	553	540	569	561	559	570	571
14	569	568	568	563	562	558	548	553	561	573	599	610	611	599	590	570	560	553	548	560	567	563	569	563	570
15	560	572	570	563	565	559	555	570	565	570	580	603	602	595	582	571	563	560	559	560	566	560	559	569	570
16	574	572	570	577	558	558	542	555	580	592	610	622	605	590	572	564	560	554	559	562	566	567	563	566	572
17	569	572	569	568	559	560	562	558	562	620	639	623	605	600	563	548	519	556	570	560	531	568	569	563	571
18	561	610	560	583	603	562	549	568	578	602	618	622	613	598	589	567	566	561	550	540	554	580	579	606	580
19	580	576	615	581	558	574	567	561	572	588	634	595	603	576	564	556	549	548	552	566	541	562	560	556	572
20	560	567	568	579	562	551	532	530	548	562	580	595	607	608	590	557	544	550	552	559	549	548	552	552	563
21	554	561	569	580	548	542	539	542	554	581	603	613	588	589	571	560	543	549	549	552	551	549	547	552	562
22	569	570	571	572	580	566	547	568	531	548	582	629	628	598	571	551	538	548	559	553	548	550	542	550	565
23	548	566	562	579	620	547	541	531	540	532	540	581	590	593	589	574	552	546	549	546	533	547	541	553	558
24	558	557	560	559	560	582	548	550	538	539	560	569	587	587	574	569	558	560	549	549	548	549	549	545	558
25	551	559	557	553	560	552	550	542	550	551	570	572	589	593	582	562	548	548	548	551	552	540	550	550	558
26	550	555	551	568	567	552	559	556	541	540	552	563	586	600	599	580	559	547	543	553	539	560	552	550	559
27	553	558	557	560	550	550	542	538	541	552	553	571	609	599	577	543	539	519	530	526	531	518	535	540	550
28	540	540	540	548	528	529	522	517	521	531	562	575	591	575	573	518	478	478	512	542	530	530	528	529	535
29	538	552	555	490	540	557	493	506	520	539	550	568	563	538	536	529	508	520	522	524	531	521	530	529	532
30	528	540	530	530	520	508	497	509	524	559	579	567	562	552	535	517	512	514	518	529	518	512	529	500	529
MEANS	565	570	570	569	569	558	551	551	555	568	585	600	600	592	575	558	548	549	552	555	550	555	551	561	565

TABLE 267

EARTH-CURRENT POTENTIALS AT WATHEROO MAGNETIC OBSERVATORY

NOVEMBER 1941 EXPRESSED IN TENTHS OF MILLIVOLTS — VALUES POSITIVE EXCEPT AS INDICATED **NOVEMBER 1941**

(THE TABULAR VALUES ARE AVERAGES FOR SUCCESSIVE PERIODS OF ONE HOUR AS INDICATED 120° EAST MERIDIAN MEAN TIME)

COMPONENT EASTWARD LINE OR LENGTH IN KMS 9.90 DIRECTION TRUE E

DAY	0-1	1-2	2-3	3-4	4-5	5-6	6-7	7-8	8-9	9-10	10-11	11-12	12-13	13-14	14-15	15-16	16-17	17-18	18-19	19-20	20-21	21-22	22-23	23-24	MEAN
1	....	....	....	....	....	....	....	....	....	....	....	....	....	....	....	....	....	....	....	....	....	....	....	....	....
2	1132	1130	1106	1120	1120	1129	1138	1135	1131	1128	1112	1110	1115	1115	1130	1132	1133	1133	1131	1137	1139	1138	1130	1135	1128
3	1130	1130	1139	1140	1136	1148	1144	1149	1142	1133	1136	1140	1147	1140	1120	1122	1136	1142	1148	1142	1152	1158	1162	1142	1141
4	1159	1143	1169	1178	1155	1152	1179	1133	1151	1150	1119	1119	1122	1109	1095	1107	1110	1113	1115	1118	1122	1121	1120	1109	1132
5	1119	1115	1112	1115	1117	1130	1136	1130	1127	1113	1126	1132	1145	1136	1080	1113	1118	1118	1111	1119	1115	1130	1101	1112	1120
6	1130	1095	1148	1128	1089	1126	1157	1140	1150	1131	1120	1115	1090	1100	1110	1140	1169	1139	1120	1101	1095	1090	1146	1121	1123
7	1089	1112	1129	1100	1125	1169	1214	1209	1168	1142	1129	1113	1124	1110	1107	1102	1124	1132	1126	1138	1130	1119	1113	1110	1131
8	1065	1080	1115	1105	1116	1137	1129	1130	1162	1153	1157	1116	1108	1086	1152	1119	1118	1120	1118	1122	1110	1090	1132	1131	1120
9	1124	1113	1077	1142	1132	1131	1130	1147	1146	1132	1120	1119	1110	1120	1114	1118	1100	1161	1173	1195	1177	1119	1183	1136	1134
10	1161	1136	1138	1142	1132	1150	1158	1165	1170	1170	1160	1100	1100	1106	1109	1111	1130	1133	1110	1111	1130	1162	1157	1130	1136
11	1102	1077	1162	1129	1129	1123	1133	1145	1105	1147	1130	1130	1100	1112	1141	1131	1140	1152	1119	1122	1138	1120	1120	1117	1126
12	1123	1099	1137	1150	1120	1126	1136	1146	1145	1137	1139	1131	1121	1139	1152	1138	1137	1171	1149	1142	1131	1141	1150	1142	1138
13	1144	1138	1134	1147	1139	1129	1119	1140	1149	1150	1138	1127	1124	1140	1141	1143	1149	1148	1138	1128	1132	1140	1148	1140	1138
14	1138	1132	1140	1141	1137	1135	1142	1147	1150	1130	1120	1123	1139	1140	1138	1138	1137	1130	1147	1132	1132	1135	1135	1139	1136
15	1148	1139	1132	1146	1149	1147	1154	1133	1127	1124	1135	1128	1138	1141	1146	1142	1145	1150	1152	1150	1130	1137	1139	1136	1140
16	1146	1141	1147	1145	1146	1149	1152	1141	1150	1150	1125	1124	1141	1137	1150	1151	1153	1157	1150	1148	1146	1146	1148	1141	1145
17	1149	1133	1141	1142	1141	1139	1150	1159	1142	1133	1129	1130	1180	1158	1190	1199	1191	1178	1165	1172	1161	1146	1120	1208	1156
18	1173	1142	1132	1184	1139	1173	1172	1179	1143	1134	1120	1139	1141	1148	1148	1179	1151	1193	1150	1133	1152	1165	1140	1075	1150
19	1162	1143	1142	1172	1208	1182	1150	1152	1198	1163	1142	1110	1088	1091	1138	1120	1141	1133	1129	1129	1137	1123	1119	1115	1141
20	1122	1126	1120	1116	1127	1158	1140	1139	1150	1152	1133	1123	1115	1111	1117	1098	1111	1120	1122	1126	1125	1128	1108	1109	1125
21	1101	1109	1109	1091	1127	1117	1137	1171	1153	1130	1121	1090	1081	1093	1120	1115	1127	1135	1120	1123	1120	1127	1130	1113	1119
22	1118	1113	1109	1099	1102	1110	1131	1137	1159	1150	1144	1105	1079	1110	1118	1119	1154	1146	1133	1126	1138	1150	1130	1079	1123
23	1149	1130	1138	1109	1100	1121	1130	1142	1170	1169	1191	1175	1144	1136	1110	1109	1141	1111	1118	1140	1161	1149	1130	1121	1137
24	1141	1130	1131	1121	1130	1119	1133	1131	1152	1153	1159	1158	1138	1160	1137	1129	1134	1152	1132	1141	1139	1146	1149	1150	1140
25	1142	1137	1146	1140	1125	1123	1132	1129	1150	1162	1169	1160	1140	1142	1140	1162	1155	1149	1153	1155	1151	1149	1142	1151	1146
26	1160	1162	1160	1153	1136	1142	1139	1150	1160	1170	1186	1177	1170	1158	1148	1144	1142	1161	1166	1160	1161	1161	1163	1166	1158
27	1168	1168	1165	1161	1151	1152	1148	1151	1168	1170	1182	1140	1145	1170	1171	1153	1160	1158	1169	1140	1151	1172	1159	1151	1159
28	1159	1151	1162	1167	1169	1160	1168	1178	1176	1191	1163	1171	1196	1220	1239	1191	1249	1183	1148	1099	1128	1120	1140	1132	1169
29	1132	1121	1130	1260	1172	1161	1182	1180	1158	1149	1149	1144	1152	1157	1175	1172	1208	1168	1180	1153	1152	1148	1143	1143	1162
30	1158	1150	1152	1161	1169	1161	1182	1168	1153	1140	1140	1160	1169	1173	1173	1180	1170	1162	1160	1159	1160	1157	1163	1130	1160
MEANS	1136	1127	1135	1142	1136	1141	1149	1150	1152	1147	1141	1131	1130	1133	1138	1137	1146	1146	1140	1137	1138	1138	1139	1130	1139

TABLE 268

EARTH-CURRENT POTENTIALS AT WATHEROO MAGNETIC OBSERVATORY

DECEMBER 1941 EXPRESSED IN TENTHS OF MILLIVOLTS — VALUES POSITIVE EXCEPT AS INDICATED DECEMBER 1941

(THE TABULAR VALUES ARE AVERAGES FOR SUCCESSIVE PERIODS OF ONE HOUR AS INDICATED 120° EAST MERIDIAN MEAN TIME)

COMPONENT NORTHWARD LINE OQ LENGTH IN KMS 3.425 DIRECTION TRUE N

DAY	0-1	1-2	2-3	3-4	4-5	5-6	6-7	7-8	8-9	9-10	10-11	11-12	12-13	13-14	14-15	15-16	16-17	17-18	18-19	19-20	20-21	21-22	22-23	23-24	MEAN
1	...	...	...	...	...	...	...	...	...	...	...	...	...	...	...	...	...	...	...	...	...	...	...	...	...
2	582	498	531	549	503	525	520	513	555	565	560	559	537	518	505	490	494	480	516	511	478	510	496	525	522
3	536	548	521	520	507	490	480	474	500	520	556	557	540	529	510	491	491	492	499	500	500	498	502	510	511
4	...	...	...	...	...	...	...	...	...	...	...	...	...	...	...	...	...	...	...	...	...	...	...	...	...
5	...	...	...	...	...	...	...	...	...	...	...	...	...	...	...	...	...	...	...	...	...	...	...	...	...
6	491	494	502	519	486	492	508	449	460	491	509	577	555	532	500	483	467	479	490	496	484	479	473	482	496
7	490	490	500	498	491	490	481	468	465	489	531	550	560	559	526	501	476	460	478	488	491	485	482	481	497
8	494	494	500	509	495	494	481	472	471	510	529	552	563	538	501	489	472	478	482	490	489	488	478	483	498
9	500	483	501	500	488	479	473	472	466	481	516	532	540	546	520	490	479	478	480	472	450	492	502	490	493
10	510	499	498	490	482	481	473	488	487	491	530	540	532	517	492	478	472	481	482	480	469	470	475	480	492
11	501	498	498	495	488	479	467	468	482	505	528	539	528	530	509	500	490	478	491	489	497	481	491	494	497
12	500	502	500	496	500	495	488	480	480	490	518	542	540	523	511	501	492	489	492	486	481	478	478	491	498
13	505	510	501	497	489	486	484	476	489	491	511	520	530	529	511	499	493	489	480	477	481	452	483	480	494
14	470	499	516	483	488	481	480	489	526	520	528	531	513	503	499	498	492	488	472	489	472	487	470	510	496
15	511	513	502	520	523	491	480	479	500	511	520	531	533	510	516	502	501	497	497	497	502	471	500	519	505
16	511	509	510	507	500	502	498	493	504	490	538	544	535	512	519	495	497	490	498	500	502	502	501	490	506
17	519	510	512	503	493	494	488	491	497	522	530	543	526	521	504	494	479	466	477	490	489	496	490	481	501
18	487	500	510	498	482	500	486	453	472	508	522	528	518	522	508	512	472	448	469	480	490	496	494	483	493
19	488	504	520	488	479	478	472	468	488	484	509	525	530	520	522	508	499	480	473	480	490	493	486	495	495
20	501	508	511	501	492	482	471	468	471	500	531	541	541	529	512	500	490	489	486	482	495	490	479	489	498
21	510	510	506	501	489	493	484	482	488	500	525	539	544	531	520	503	493	490	491	492	497	499	503	501	504
22	503	508	510	506	498	498	493	492	498	500	520	530	565	556	537	510	500	498	493	505	491	499	507	505	509
23	498	499	511	519	516	511	510	507	499	498	530	559	543	538	530	513	506	496	501	507	491	482	492	490	510
24	491	513	528	528	520	520	502	516	503	498	528	520	511	509	512	507	492	491	481	465	498	492	490	499	505
25	499	499	492	499	500	489	500	490	483	490	505	519	532	522	510	489	490	475	480	488	485	487	488	490	496
26	489	489	501	490	490	482	493	489	488	490	495	505	512	510	500	498	489	488	485	485	489	469	490	493	492
27	482	491	492	499	490	489	497	480	480	503	516	515	518	510	498	488	480	483	490	490	488	489	490	475	493
28	491	509	497	492	499	482	498	508	497	498	516	530	519	499	501	483	479	477	490	491	497	490	479	482	496
29	500	499	493	499	500	461	483	469	502	493	522	538	522	502	491	489	486	488	488	492	482	490	499	490	495
30	500	478	499	502	500	510	476	481	495	500	515	530	529	507	492	479	479	482	490	495	479	495	498	490	496
31	485	486	500	509	495	490	479	492	513	504	510	505	511	502	482	469	469	474	478	479	480	469	480	476	489
MEANS	502	501	506	504	496	492	487	482	491	502	523	536	533	522	508	495	486	482	487	489	487	487	489	492	499

TABLE 269

EARTH-CURRENT POTENTIALS AT WATHEROO MAGNETIC OBSERVATORY

DECEMBER 1941 EXPRESSED IN TENTHS OF MILLIVOLTS — VALUES POSITIVE EXCEPT AS INDICATED **DECEMBER 1941**

(THE TABULAR VALUES ARE AVERAGES FOR SUCCESSIVE PERIODS OF ONE HOUR AS INDICATED 120° EAST MERIDIAN MEAN TIME)

COMPONENT EASTWARD LINE OR LENGTH IN KMS 9.90 DIRECTION TRUE E

DAY	0-1	1-2	2-3	3-4	4-5	5-6	6-7	7-8	8-9	9-10	10-11	11-12	12-13	13-14	14-15	15-16	16-17	17-18	18-19	19-20	20-21	21-22	22-23	23-24	MEAN
1	....	....	....	....	....	....	....	....	....	....	....	....	....	....	....	....	....	....	....	....	....	....	....	....	....
2	1131	1130	1151	1111	1188	1163	1178	1190	1111	1090	1130	1181	1207	1161	1112	1148	1120	1139	1170	1190	1136	1160	1163	1150	1150
3	1141	1111	1151	1179	1181	1168	1176	1178	1170	1161	1143	1131	1113	1126	1129	1151	1150	1148	1146	1138	1135	1139	1140	1130	1147
4	....	....	....	....	....	....	....	....	....	....	....	....	....	....	....	....	....	....	....	....	....	....	....	....	....
5	....	....	....	....	....	....	....	....	....	....	....	....	....	....	....	....	....	....	....	....	....	....	....	....	....
6	1150	1160	1139	1178	1171	1160	1149	1170	1170	1169	1181	1182	1109	1147	1132	1153	1179	1170	1150	1140	1141	1170	1168	1151	1158
7	1157	1161	1170	1160	1160	1163	1170	1190	1193	1202	1199	1172	1129	1122	1138	1148	1156	1179	1190	1179	1152	1160	1157	1166	1166
8	1149	1160	1162	1160	1179	1180	1192	1189	1189	1171	1158	1154	1142	1159	1173	1168	1177	1170	1166	1170	1160	1179	1170	1198	1170
9	1169	1179	1179	1189	1161	1159	1180	1170	1188	1181	1191	1170	1171	1160	1178	1190	1186	1170	1199	1212	1210	1200	1179	1183	1181
10	1180	1169	1172	1172	1180	1179	1180	1183	1185	1192	1168	1150	1147	1151	1171	1152	1160	1169	1166	1170	1162	1176	1187	1182	1171
11	1170	1169	1162	1160	1163	1166	1179	1178	1178	1170	1162	1162	1160	1155	1178	1174	1174	1172	1192	1161	1159	1171	1182	1171	1170
12	1170	1169	1169	1168	1166	1161	1166	1178	1175	1171	1180	1167	1158	1161	1171	1180	1179	1172	1189	1178	1190	1185	1186	1181	1174
13	1172	1167	1171	1168	1165	1169	1165	1169	1155	1142	1144	1149	1154	1161	1181	1171	1150	1151	1149	1163	1170	1188	1190	1200	1165
14	1199	1189	1148	1190	1189	1170	1190	1179	1171	1135	1169	1141	1162	1179	1216	1189	1170	1221	1170	1180	1173	1182	1142	1210	1178
15	1199	1179	1182	1173	1183	1179	1201	1200	1183	1182	1180	1190	1190	1191	1202	1190	1181	1182	1190	1186	1192	1198	1170	1201	1188
16	1192	1193	1200	1195	1203	1189	1186	1217	1199	1230	1210	1199	1207	1171	1166	1209	1224	1192	1210	1191	1190	1191	1192	1207	1198
17	1198	1210	1209	1208	1220	1218	1220	1208	1199	1210	1211	1171	1160	1171	1209	1189	1196	1172	1202	1171	1197	1170	1182	1188	1195
18	1179	1171	1190	1178	1192	1181	1200	1188	1190	1187	1183	1179	1192	1220	1159	1130	1206	1259	1144	1208	1185	1181	1170	1182	1186
19	1182	1171	1178	1194	1196	1192	1218	1209	1193	1190	1183	1186	1194	1183	1158	1172	1218	1215	1220	1202	1192	1190	1188	1189	1184
20	1187	1178	1185	1200	1211	1200	1216	1223	1225	1202	1187	1180	1180	1191	1202	1205	1210	1206	1211	1211	1210	1211	1205	1182	1201
21	1200	1192	1200	1199	1206	1211	1198	1219	1212	1208	1193	1197	1194	1211	1208	1211	1219	1218	1810	1218	1210	1215	1220	1219	1208
22	1210	1201	1199	1215	1206	1207	1212	1211	1213	1223	1239	1235	1221	1202	1193	1209	1218	1228	1222	1211	1230	1235	1221	1227	1216
23	1218	1228	1222	1213	1213	1211	1211	1221	1226	1241	1243	1221	1198	1201	1215	1215	1221	1226	1233	1229	1244	1252	1257	1247	1225
24	1216	1259	1240	1240	1231	1220	1242	1218	1230	1250	1249	1216	1212	1206	1220	1199	1209	1232	1225	1210	1211	1199	1220	1211	1224
25	1199	1188	1211	1210	1185	1202	1194	1195	1200	1202	1218	1219	1211	1200	1189	1191	1179	1218	1200	1206	1212	1211	1209	1209	1202
26	1211	1202	1196	1196	1195	1199	1188	1189	1191	1203	1208	1213	1228	1223	1206	1202	1191	1192	1198	1199	1209	1222	1209	1201	1203
27	1213	1209	1222	1210	1212	1218	1191	1197	1213	1218	1211	1211	1207	1228	1227	1220	1221	1228	1202	1212	1231	1213	1210	1209	1214
28	1214	1201	1213	1229	1215	1211	1218	1209	1199	1210	1220	1210	1210	1228	1231	1220	1228	1238	1218	1219	1212	1210	1231	1224	1217
29	1214	1217	1220	1219	1219	1236	1230	1250	1193	1210	1230	1219	1222	1235	1239	1240	1266	1220	1221	1219	1223	1219	1215	1233	1225
30	1208	1264	1240	1230	1233	1241	1230	1231	1229	1227	1229	1225	1229	1240	1248	1269	1261	1241	1232	1232	1242	1233	1229	1249	1237
31	1242	1230	1259	1251	1242	1242	1249	1251	1239	1228	1206	1208	1205	1219	1234	1229	1232	1220	1211	1219	1218	1212	1208	1228	1228
MEANS	1188	1188	1191	1193	1195	1193	1198	1200	1194	1193	1194	1187	1183	1186	1189	1190	1196	1198	1194	1194	1192	1195	1193	1197	1192

TABLE 270

EARTH-CURRENT POTENTIALS AT WATHEROO MAGNETIC OBSERVATORY

JANUARY 1942 EXPRESSED IN TENTHS OF MILLIVOLTS — VALUES POSITIVE EXCEPT AS INDICATED **JANUARY 1942**

(THE TABULAR VALUES ARE AVERAGES FOR SUCCESSIVE PERIODS OF ONE HOUR AS INDICATED 120° EAST MERIDIAN MEAN TIME)

COMPONENT NORTHWARD LINE OQ LENGTH IN KMS 3.425 DIRECTION TRUE N

DAY	0-1	1-2	2-3	3-4	4-5	5-6	6-7	7-8	8-9	9-10	10-11	11-12	12-13	13-14	14-15	15-16	16-17	17-18	18-19	19-20	20-21	21-22	22-23	23-24	MEAN
1	472	481	504	488	480	460	449	469	490	509	523	517	510	500	483	471	467	450	472	471	470	476	480	481	**482**
2	487	480	478	480	479	463	454	468	491	508	530	539	520	501	484	468	470	460	479	472	456	442	455	460	**480**
3	469	502	500	509	465	475	469	462	473	503	519	500	505	490	478	461	470	461	462	468	489	467	440	492	**480**
4	477	490	487	482	477	459	472	468	480	487	499	529	530	493	490	470	474	459	471	490	465	482	448	469	**481**
5	470	490	501	500	497	509	472	450	460	500	509	530	513	505	500	483	474	459	454	480	482	484	475	463	**486**
6	495	481	520	499	482	488	483	490	483	483	501	510	514	510	513	509	485	487	471	490	480	475	470	476	**492**
7	480	496	503	488	488	489	498	463	470	489	508	520	528	528	528	510	472	460	450	445	457	480	464	462	**486**
8	461	469	479	474	471	468	461	468	468	460	474	484	491	500	483	475	470	462	462	459	459	454	451	452	**469**
9	460	461	468	463	460	459	454	452	449	457	466	491	509	503	480	469	461	452	445	450	451	458	459	452	**464**
10	450	458	468	463	453	448	447	467	470	450	470	480	468	462	452	460	457	443	444	443	449	421	437	440	**454**
11	436	442	460	446	438	430	430	440	430	451	461	468	471	465	439	422	420	427	420	411	412	420	421	418	**437**
12	420	407	420	431	416	400	401	410	438	440	457	449	429	416	411	395	390	392	403	410	403	391	400	392	**413**
13	393	400	399	402	419	379	372	395	413	422	431	420	402	398	392	379	372	387	382	380	387	388	381	384	**395**
14	379	384	384	376	373	374	374	368	374	389	422	406	387	370	377	362	361	354	352	358	359	358	350	359	**373**
15	358	355	355	340	350	338	351	338	349	383	403	395	362	349	340	313	330	326	333	321	324	320	303	348	**345**
16	349	346	343	333	327	322	312	320	339	348	365	370	357	349	322	311	320	308	305	290	298	319	327	312	**329**
17	313	321	323	317	322	310	298	367	311	361	354	370	347	326	306	308	289	277	282	293	300	299	302	298	**316**
18	317	314	316	315	311	308	293	288	298	310	380	360	340	311	301	292	294	283	300	298	291	292	301	309	**309**
19	305	348	300	299	309	289	287	260	279	330	338	340	333	306	282	277	281	282	281	285	290	286	283	290	**298**
20	291	299	295	286	292	281	268	267	252	296	330	338	330	321	292	261	270	270	277	277	280	285	283	285	**289**
21	286	285	281	285	273	270	268	259	263	279	285	290	301	314	302	272	254	260	266	267	261	259	255	258	**275**
22	260	260	254	258	259	249	241	233	228	250	283	297	298	290	269	250	229	229	233	229	223	218	211	221	**249**
23	239	241	231	240	238	231	213	230	249	243	253	252	261	264	250	229	210	218	213	219	218	216	200	209	**232**
24	230	229	221	214	212	206	202	202	204	200	209	232	229	220	216	210	200	196	198	198	190	196	192	189	**208**
25	192	188	191	191	191	193	210	200	188	174	179	188	187	197	191	188	182	172	171	166	180	170	175	178	**185**
26	171	160	170	159	153	154	148	157	161	166	158	160	160	158	160	150	135	130	130	131	148	139	137	133	**151**
27	130	132	128	125	123	114	115	116	138	130	135	122	113	111	106	94	85	83	94	102	92	99	93	80	**111**
28	89	92	100	100	81	79	72	65	90	87	97	101	90	99	80	70	54	41	45	42	43	32	49	40	**72**
29	42	48	48	42	49	18	10	12	20	40	41	39	29	22	17	- 2	- 5	- 6	- 9	- 18	- 8	- 10	- 11	- 17	**16**
30	- 26	- 16	- 15	- 18	- 30	- 25	- 31	- 30	- 32	- 5	- 1	- 1	9	0	- 21	- 39	- 42	- 53	- 57	- 50	- 50	- 52	- 45	- 50	**- 28**
31	- 47	- 48	- 40	- 46	- 46	- 60	- 71	- 63	- 57	- 40	- 39	- 47	- 41	- 48	- 58	- 70	- 82	- 90	- 88	- 81	- 91	- 92	- 89	- 89	**- 64**
MEANS	321	322	325	321	316	309	304	306	312	326	340	344	338	330	318	305	298	293	295	297	297	296	294	297	**312**

TABLE 271

EARTH-CURRENT POTENTIALS AT WATHEROO MAGNETIC OBSERVATORY

JANUARY 1942 — EXPRESSED IN TENTHS OF MILLIVOLTS — VALUES POSITIVE EXCEPT AS INDICATED — JANUARY 1942

(THE TABULAR VALUES ARE AVERAGES FOR SUCCESSIVE PERIODS OF ONE HOUR AS INDICATED 120° EAST MERIDIAN MEAN TIME)

COMPONENT EASTWARD LINE OR LENGTH IN KMS 9.90 DIRECTION TRUE E

DAY	0-1	1-2	2-3	3-4	4-5	5-6	6-7	7-8	8-9	9-10	10-11	11-12	12-13	13-14	14-15	15-16	16-17	17-18	18-19	19-20	20-21	21-22	22-23	23-24	MEAN
1	1186	1231	1260	1222	1231	1222	1230	1212	1212	1200	1183	1179	1186	1200	1214	1226	1230	1224	1230	1228	1229	1215	1220	1213	1216
2	1220	1231	1231	1230	1249	1242	1241	1238	1223	1210	1208	1203	1204	1193	1220	1240	1227	1242	1206	1223	1240	1246	1225	1240	1226
3	1260	1222	1220	1176	1259	1228	1239	1229	1230	1219	1226	1248	1262	1268	1262	1252	1240	1262	1231	1221	1190	1229	1189	1222	1233
4	1230	1219	1230	1237	1235	1262	1243	1258	1246	1236	1230	1214	1218	1190	1203	1259	1233	1269	1243	1247	1248	1236	1210	1260	1236
5	1272	1238	1210	1230	1220	1210	1240	1266	1269	1270	1262	1259	1212	1222	1310	1295	1260	1285	1258	1234	1260	1242	1248	1234	1250
6	1266	1259	1230	1255	1270	1261	1263	1259	1267	1255	1260	1259	1259	1250	1245	1238	1254	1253	1251	1259	1259	1273	1258	1260	1257
7	1268	1258	1225	1271	1261	1281	1279	1280	1260	1250	1284	1287	1276	1279	1260	1280	1230	1241	1262	1250	1242	1240	1244	1237	1260
8	1251	1241	1232	1240	1233	1240	1243	1250	1241	1240	1249	1249	1237	1234	1235	1237	1232	1238	1243	1239	1242	1246	1254	1251	1242
9	1243	1240	1235	1235	1234	1231	1232	1209	1236	1241	1254	1259	1239	1221	1233	1245	1242	1245	1250	1242	1248	1254	1243	1248	1240
10	1230	1245	1233	1215	1220	1230	1230	1230	1221	1229	1231	1221	1242	1232	1260	1239	1241	1238	1232	1242	1238	1248	1242	1240	1234
11	1247	1250	1253	1248	1249	1237	1239	1232	1242	1239	1238	1220	1212	1238	1268	1254	1259	1233	1241	1250	1269	1248	1241	1243	1244
12	1259	1265	1260	1244	1248	1248	1251	1255	1250	1240	1213	1210	1231	1265	1268	1278	1282	1265	1258	1253	1240	1250	1252	1276	1252
13	1268	1262	1262	1268	1251	1276	1270	1263	1264	1259	1251	1259	1262	1261	1269	1288	1272	1252	1258	1265	1270	1245	1281	1262	1264
14	1270	1270	1260	1278	1276	1279	1270	1272	1267	1260	1210	1215	1218	1249	1279	1299	1338	1328	1292	1272	1270	1275	1271	1280	1271
15	1270	1270	1261	1272	1274	1295	1285	1283	1277	1257	1248	1250	1261	1269	1273	1280	1274	1309	1272	1282	1282	1287	1277	1252	1273
16	1246	1256	1268	1270	1274	1278	1280	1280	1270	1258	1248	1240	1235	1230	1319	1299	1290	1289	1297	1296	1278	1266	1250	1269	1270
17	1252	1261	1270	1266	1270	1299	1300	1301	1312	1270	1238	1230	1229	1278	1300	1296	1298	1330	1310	1290	1278	1273	1280	1271	1279
18	1268	1270	1269	1281	1282	1293	1286	1290	1318	1331	1309	1268	1295	1286	1288	1308	1280	1298	1281	1309	1317	1307	1286	1289	1292
19	1294	1290	1290	1280	1304	1312	1311	1349	1340	1342	1300	1300	1323	1267	1278	1278	1318	1330	1316	1313	1314	1318	1312	1299	1307
20	1299	1302	1305	1306	1309	1317	1313	1328	1338	1329	1309	1303	1301	1300	1296	1303	1310	1316	1331	1320	1316	1320	1320	1316	1313
21	1316	1311	1317	1312	1310	1309	1315	1330	1340	1336	1320	1292	1280	1258	1256	1262	1270	1279	1278	1286	1289	1282	1286	1281	1296
22	1283	1277	1290	1287	1282	1283	1284	1299	1306	1301	1292	1282	1289	1279	1260	1263	1288	1285	1275	1296	1298	1332	1312	1299	1289
23	1292	1279	1292	1280	1272	1280	1287	1296	1290	1311	1312	1305	1293	1279	1282	1286	1300	1282	1301	1293	1298	1292	1318	1299	1292
24	1293	1292	1235	1290	1290	1289	1289	1289	1293	1297	1286	1282	1290	1282	1280	1280	1292	1283	1291	1283	1289	1291	1292	1300	1287
25	1298	1298	1301	1288	1293	1301	1290	1287	1272	1280	1289	1289	1303	1295	1301	1292	1283	1304	1296	1295	1300	1296	1290	1300	1293
26	1302	1300	1309	1311	1313	1311	1320	1302	1307	1300	1302	1308	1311	1309	1328	1309	1317	1324	1318	1310	1312	1308	1312	1320	1311
27	1325	1320	1328	1310	1329	1329	1381	1324	1308	1312	1320	1327	1333	1329	1331	1330	1343	1330	1323	1318	1321	1323	1334	1339	1329
28	1343	1339	1340	1339	1342	1341	1350	1347	1346	1348	1320	1299	1292	1311	1325	1308	1305	1311	1330	1310	1301	1290	1311	1296	1323
29	1297	1303	1302	1310	1292	1318	1328	1316	1318	1300	1290	1297	1302	1315	1312	1299	1300	1300	1299	1301	1303	1298	1300	1302	1304
30	1309	1312	1321	1312	1320	1321	1308	1310	1321	1310	1312	1310	1303	1308	1308	1310	1306	1349	1322	1315	1318	1315	1312	1311	1314
31	1312	1313	1310	1319	1329	1329	1339	1340	1336	1329	1330	1327	1316	1321	1314	1313	1329	1338	1337	1323	1322	1328	1328	1320	1325
MEANS	1273	1272	1269	1271	1275	1279	1282	1281	1281	1276	1268	1264	1265	1265	1277	1279	1279	1285	1278	1276	1277	1276	1274	1275	1275

TABLE 272

EARTH-CURRENT POTENTIALS AT WATHEROO MAGNETIC OBSERVATORY

FEBRUARY 1942 EXPRESSED IN TENTHS OF MILLIVOLTS — VALUES NEGATIVE EXCEPT AS INDICATED FEBRUARY 1942

(THE TABULAR VALUES ARE AVERAGES FOR SUCCESSIVE PERIODS OF ONE HOUR AS INDICATED 120° EAST MERIDIAN MEAN TIME)

COMPONENT NORTHWARD LINE OQ LENGTH IN KMS 3.425 DIRECTION TRUE N

DAY	0-1	1-2	2-3	3-4	4-5	5-6	6-7	7-8	8-9	9-10	10-11	11-12	12-13	13-14	14-15	15-16	16-17	17-18	18-19	19-20	20-21	21-22	22-23	23-24	MEAN
1	85	82	73	82	83	92	101	105	94	70	49	43	61	70	79	94	106	112	110	102	103	120	119	125	90
2	103	100	99	92	118	120	140	141	129	106	110	106	111	131	138	147	161	159	170	158	161	170	182	131	133
3	170	135	138	142	140	157	162	170	125	132	130	129	139	130	153	160	178	180	176	179	180	178	180	171	156
4	185	181	180	178	170	190	198	202	201	169	143	153	155	168	181	207	221	228	218	210	237	220	218	210	193
5	206	207	202	200	203	211	226	232	228	188	170	171	170	166	198	221	239	248	283	250	256	250	231	231	216
6	228	211	230	211	240	230	251	258	245	222	170	191	228	228	231	250	257	260	270	260	252	242	222	238	234
7	280	260	258	200	196	257	258	261	252	227	201	200	203	227	252	269	277	276	291	242	250	262	251	257	246
8	263	245	247	245	251	258	271	262	254	231	210	210	218	285	253	281	288	288	283	280	275	276	272	277	259
9	278	269	267	268	271	277	281	290	309	270	212	202	231	248	278	288	312	318	312	301	302	302	300	310	279
10	280	282	281	282	288	296	308	311	299	279	270	255	260	271	281	302	312	319	320	310	330	304	298	297	293
11	...	...	...	...	...	...	...	...	...	...	...	...	...	...	...	...	...	...	...	...	...	...	...	...	...
12	...	...	...	...	...	...	...	...	...	...	...	...	...	...	...	...	...	...	...	...	...	...	...	...	...
13	...	...	...	...	...	...	...	...	...	...	...	...	...	...	...	...	...	...	...	...	...	...	...	...	...
14	...	...	...	...	...	...	...	...	...	...	...	...	...	...	...	...	...	...	...	...	...	...	...	...	...
15	248	257	260	263	272	272	310	300	280	267	249	251	226	275	300	311	341	340	326	320	335	310	306	310	289
16	318	318	341	315	310	321	330	341	335	298	280	260	268	300	320	332	342	322	353	326	338	369	359	332	322
17	...	...	...	...	...	...	...	...	...	...	...	...	...	...	...	...	...	...	...	...	...	...	...	...	...
18	352	346	340	340	350	348	367	386	373	348	301	301	302	311	327	369	382	378	368	359	359	350	349	350	348
19	340	332	330	331	329	339	360	368	364	349	318	307	312	315	320	345	370	380	372	360	360	361	370	358	345
20	352	347	342	332	341	340	362	381	388	361	338	311	282	309	337	358	371	376	370	366	361	349	359	367	350
21	350	350	349	342	347	340	352	370	361	372	320	302	302	323	322	351	371	379	361	355	354	360	352	350	347
22	...	...	...	...	...	...	...	...	...	...	...	...	...	...	...	...	...	...	...	...	...	...	...	...	...
23	...	...	...	...	...	...	...	...	...	...	...	...	...	...	...	...	...	...	...	...	...	...	...	...	...
24	...	...	...	...	...	...	...	...	...	...	...	...	...	...	...	...	...	...	...	...	...	...	...	...	...
25	...	...	...	...	...	...	...	...	...	...	...	...	...	...	...	...	...	...	...	...	...	...	...	...	...
26	...	...	...	...	...	...	...	...	...	...	...	...	...	...	...	...	...	...	...	...	...	...	...	...	...
27	...	...	...	...	...	...	...	...	...	...	...	...	...	...	...	...	...	...	...	...	...	...	...	...	...
28	...	...	...	...	...	...	...	...	...	...	...	...	...	...	...	...	...	...	...	...	...	...	...	...	...
MEANS	252	245	246	239	244	253	267	274	265	243	217	212	217	235	248	268	283	285	286	274	278	276	273	270	256

TABLE 273

EARTH-CURRENT POTENTIALS AT WATHEROO MAGNETIC OBSERVATORY

FEBRUARY 1942 EXPRESSED IN TENTHS OF MILLIVOLTS — VALUES POSITIVE EXCEPT AS INDICATED FEBRUARY 1942

(THE TABULAR VALUES ARE AVERAGES FOR SUCCESSIVE PERIODS OF ONE HOUR AS INDICATED 120° EAST MERIDIAN MEAN TIME)

COMPONENT EASTWARD LINE OR LENGTH IN KMS 9.90 DIRECTION TRUE E

DAY	0-1	1-2	2-3	3-4	4-5	5-6	6-7	7-8	8-9	9-10	10-11	11-12	12-13	13-14	14-15	15-16	16-17	17-18	18-19	19-20	20-21	21-22	22-23	23-24	MEAN
1	1332	1331	1323	1341	1332	1340	1350	1352	1341	1338	1332	1328	1328	1310	1315	1322	1322	1341	1347	1342	1335	1360	1359	1337	1336
2	1340	1339	1344	1362	1352	1358	1364	1375	1338	1343	1360	1331	1320	1322	1359	1343	1360	1380	1343	1364	1367	1380	1330	1331	1350
3	1368	1363	1362	1353	1358	1369	1372	1362	1371	1358	1357	1349	1349	1342	1359	1347	1360	1363	1368	1370	1372	1376	1393	1397	1364
4	1471	1465	1463	1472	1472	1479	1475	1478	1497	1482	1311	1325	1310	1309	1292	1308	1327	1332	1340	1339	1338	1332	1342	1331	....
5	1330	1331	1332	1320	1337	1329	1329	1338	1350	1341	1332	1352	1370	1350	1310	1319	1308	1317	1361	1352	1350	1341	1310	1315	1334
6	1329	1314	1310	1340	1321	1352	1341	1350	1360	1397	1313	1322	1341	1320	1330	1332	1318	1348	1370	1328	1371	1340	1301	1291	1335
7	1372	1370	1370	1369	1330	1361	1361	1382	1370	1380	1342	1320	1341	1332	1343	1339	1338	1340	1337	1339	1350	1369	1362	1361	1353
8	1355	1368	1360	1360	1359	1361	1362	1379	1380	1364	1352	1348	1331	1341	1348	1307	1352	1349	1362	1370	1363	1370	1379	1372	1360
9	1382	1380	1377	1370	1372	1368	1380	1389	1399	1382	1360	1341	1352	1352	1367	1360	1389	1378	1378	1370	1399	1390	1379	1388	1375
10	1392	1399	1394	1393	1391	1393	1392	1381	1375	1373	1388	1380	1390	1388	1391	1408	1393	1389	1385	1380	1397	1366	1390	1399	1389
11	....	....	....	....	....	....	....	....	....	....	....	....	....	....	....	....	....	....	....	....	....	....	....	....	....
12	....	....	....	....	....	....	....	....	....	....	....	....	....	....	....	....	....	....	....	....	....	....	....	....	....
13	....	....	....	....	....	....	....	....	....	....	....	....	....	....	....	....	....	....	....	....	....	....	....	....	....
14	....	....	....	....	....	....	....	....	....	....	....	....	....	....	....	....	....	....	....	....	....	....	....	....	....
15	1377	1377	1380	1385	1393	1386	1410	1428	1399	1389	1358	1360	1369	1387	1398	1379	1472	1430	1420	1425	1458	1389	1390	1391	1398
16	1398	1380	1352	1441	1420	1419	1422	1439	1439	1418	1388	1372	1382	1393	1410	1419	1428	1420	1412	1403	1409	1421	1413	1417	1409
17	....	....	....	....	....	....	....	....	....	....	....	....	....	....	....	....	....	....	....	....	....	....	....	....	....
18	1441	1432	1428	1438	1440	1439	1451	1462	1472	1460	1402	1384	1402	1398	1378	1390	1397	1399	1405	1406	1410	1410	1409	1408	1419
19	1401	1398	1393	1390	1392	1400	1411	1422	1421	1422	1409	1399	1398	1393	1390	1382	1392	1412	1410	1411	1412	1415	1431	1418	1405
20	1409	1403	1395	1397	1396	1410	1402	1420	1419	1425	1422	1416	1391	1409	1407	1411	1412	1420	1408	1430	1429	1420	1428	1432	1413
21	1412	1409	1417	1409	1409	1405	1406	1422	1411	1425	1428	1428	1412	1392	1410	1432	1419	1412	1419	1416	1425	1429	1433	1430	1417
22	....	....	....	....	....	....	....	....	....	....	....	....	....	....	....	....	....	....	....	....	....	....	....	....	....
23	....	....	....	....	....	....	....	....	....	....	....	....	....	....	....	....	....	....	....	....	....	....	....	....	....
24	....	....	....	....	....	....	....	....	....	....	....	....	....	....	....	....	....	....	....	....	....	....	....	....	....
25	....	....	....	....	....	....	....	....	....	....	....	....	....	....	....	....	....	....	....	....	....	....	....	....	....
26	....	....	....	....	....	....	....	....	....	....	....	....	....	....	....	....	....	....	....	....	....	....	....	....	....
27	....	....	....	....	....	....	....	....	....	....	....	....	....	....	....	....	....	....	....	....	....	....	....	....	....
28	....	....	....	....	....	....	....	....	....	....	....	....	....	....	....	....	....	....	....	....	....	....	....	....	....
MEANS	1376	1373	1369	1378	1373	1379	1384	1393	1390	1388	1370	1362	1351	1362	1368	1369	1377	1380	1382	1380	1390	1385	1380	1379	1377

TABLE 274

EARTH-CURRENT POTENTIALS AT WATHEROO MAGNETIC OBSERVATORY

MARCH 1942 EXPRESSED IN TENTHS OF MILLIVOLTS — VALUES NEGATIVE EXCEPT AS INDICATED **MARCH 1942**

(THE TABULAR VALUES ARE AVERAGES FOR SUCCESSIVE PERIODS OF ONE HOUR AS INDICATED 120° EAST MERIDIAN MEAN TIME)

COMPONENT NORTHWARD LINE OQ LENGTH IN KMS 3.425 DIRECTION TRUE N

DAY	0-1	1-2	2-3	3-4	4-5	5-6	6-7	7-8	8-9	9-10	10-11	11-12	12-13	13-14	14-15	15-16	16-17	17-18	18-19	19-20	20-21	21-22	22-23	23-24	MEAN
1	...	...	...	...	...	...	...	...	...	...	...	...	...	...	...	...	...	...	...	...	...	...	...	...	...
2	...	...	...	...	...	...	...	...	...	...	...	...	...	...	...	...	...	...	...	...	...	...	...	...	...
3	334	331	300	313	328	336	341	348	362	340	312	281	260	278	276	313	359	351	360	349	370	331	350	379	**329**
4	324	297	297	290	315	320	318	341	357	330	324	287	271	282	306	330	321	332	340	325	330	323	320	320	**317**
5	310	281	321	321	307	320	330	321	339	318	288	273	251	278	283	292	329	341	342	335	338	329	318	315	**312**
6	358	419	310	238	281	290	319	323	318	320	310	280	253	290	291	311	337	344	336	320	320	338	300	319	**314**
7	319	315	310	310	310	310	309	320	349	321	299	265	245	190	274	298	342	345	356	370	312	338	311	322	**310**
8	319	311	312	322	306	322	327	345	330	325	271	298	294	288	310	326	336	347	359	340	302	286	311	315	**317**
9	...	...	...	...	...	...	...	...	...	...	...	...	...	...	...	...	...	...	...	...	...	...	...	...	...
10	288	298	279	289	272	293	270	311	346	329	311	292	289	300	301	316	332	335	331	340	319	321	339	330	**310**
11	302	312	321	328	319	328	321	340	332	312	301	272	284	288	302	322	341	348	350	352	348	339	331	329	**322**
12	329	319	320	315	320	319	321	320	336	333	310	298	275	212	292	310	330	342	330	292	280	269	260	252	**304**
13	248	247	246	232	242	240	252	254	250	228	237	202	198	209	212	222	239	269	280	272	276	277	232	209	**240**
14	213	228	226	218	228	231	220	250	253	228	208	198	199	190	201	221	238	248	248	288	237	222	220	197	**225**
15	232	220	215	220	221	227	229	210	230	232	212	200	191	203	199	202	220	230	234	222	238	269	206	200	**219**
16	211	213	210	219	218	218	221	231	233	...	...	...	...	...	...	...	...	...	...	...	...	...	...	...	...
17	196	194	190	189	199	198	199	215	211	199	182	168	152	158	170	190	200	191	199	188	180	172	195	192	**189**
18	190	182	198	183	180	189	196	203	210	208	195	166	153	83	155	170	179	198	210	188	208	214	191	210	**186**
19	211	174	166	159	168	182	132	197	210	187	170	159	155	150	159	164	170	181	185	186	187	186	188	204	**176**
20	209	171	167	173	162	150	169	147	181	186	156	150	135	146	145	178	180	171	173	180	170	169	170	170	**167**
21	163	167	160	151	166	169	176	180	187	172	140	110	102	111	189	160	182	190	185	166	173	156	152	155	**161**
22	152	168	139	141	123	151	169	156	161	159	150	126	113	120	126	145	151	156	173	135	150	131	147	140	**145**
23	139	133	114	147	140	139	139	138	143	147	128	106	107	113	121	129	142	144	142	152	145	147	141	171	**136**
24	138	130	139	138	100	141	140	148	150	135	120	100	89	105	119	137	147	160	145	130	133	140	150	138	**132**
25	138	130	132	133	133	132	135	144	138	129	126	97	87	90	107	132	140	141	150	139	132	130	132	122	**128**
26	127	126	128	129	128	123	132	142	135	129	106	83	79	81	81	129	132	130	169	111	150	130	139	103	**122**
27	127	128	99	122	122	128	140	130	130	120	108	85	81	105	119	133	142	139	140	136	134	135	138	128	**124**
28	130	130	131	130	110	130	141	150	142	133	129	109	98	101	112	130	140	149	144	144	140	146	140	139	**131**
29	138	132	133	132	137	139	138	140	142	131	119	110	105	100	118	138	139	152	159	152	157	152	183	133	**137**
30	112	129	131	130	123	139	140	138	136	124	115	103	97	96	120	137	138	149	148	149	145	147	162	139	**131**
31	140	192	130	115	130	138	140	152	150	132	124	110	108	120	121	129	139	146	144	146	149	150	146	143	**137**
MEANS	218	217	208	206	206	214	216	225	231	219	202	182	173	174	193	210	224	231	234	226	223	220	218	214	**212**

TABLE 275

EARTH-CURRENT POTENTIALS AT WATHEROO MAGNETIC OBSERVATORY

MARCH 1942 EXPRESSED IN TENTHS OF MILLIVOLTS — VALUES POSITIVE EXCEPT AS INDICATED MARCH 1942

(THE TABULAR VALUES ARE AVERAGES FOR SUCCESSIVE PERIODS OF ONE HOUR AS INDICATED 120° EAST MERIDIAN MEAN TIME)

COMPONENT EASTWARD LINE OR LENGTH IN KMS 9.90 DIRECTION TRUE E

DAY	0-1	1-2	2-3	3-4	4-5	5-6	6-7	7-8	8-9	9-10	10-11	11-12	12-13	13-14	14-15	15-16	16-17	17-18	18-19	19-20	20-21	21-22	22-23	23-24	MEAN
1	....	....	....	....	....	....	....	....	....	....	....	....	....	....	....	....	....	....	....	....	....	....	....	....	....
2	....	....	....	....	....	....	....	....	....	....	....	....	....	....	....	....	....	....	....	....	....	....	....	....	....
3	1350	1361	1352	1372	1390	1381	1382	1389	1400	1413	1371	1380	1383	1322	1360	1399	1380	1330	1408	1379	1407	1390	1341	1398	1377
4	1406	1382	1399	1409	1408	1403	1415	1420	1431	1469	1371	1389	1372	1360	1378	1380	1389	1391	1380	1390	1391	1369	1378	1382	1394
5	1359	1358	1385	1384	1396	1382	1399	1410	1411	1401	1378	1370	1363	1430	1380	1377	1380	1399	1388	1387	1401	1393	1369	1356	1386
6	1418	1365	1457	1423	1405	1430	1428	1420	1424	1428	1412	1406	1382	1370	1389	1388	1372	1421	1412	1372	1410	1409	1378	1392	1405
7	1412	1402	1400	1398	1402	1395	1394	1420	1428	1420	1411	1422	1423	1459	1394	1412	1450	1425	1442	1411	1430	1432	1382	1429	1416
8	1422	1408	1432	1437	1420	1440	1450	1447	1413	1489	1490	1392	1389	1439	1410	1419	1400	1398	1418	1398	1439	1468	1476	1429	1430
9	....	....	....	....	....	....	....	....	....	....	....	....	....	....	....	....	....	....	....	....	....	....	....	....	....
10	1399	1431	1430	1422	1428	1431	1435	1410	1450	1451	1452	1447	1449	1418	1404	1412	1417	1419	1425	1432	1418	1420	1431	1419	1427
11	1450	1454	1458	1413	1429	1422	1438	1440	1452	1459	1462	1431	1450	1432	1419	1428	1420	1429	1422	1418	1419	1421	1414	1428	1434
12	1430	1420	1430	1426	1429	1428	1430	1430	1439	1442	1432	1430	1431	1428	1416	1458	1443	1438	1300	1273	1299	1329	1351	1361	1404
13	1371	1380	1397	1385	1401	1400	1409	1412	1419	1375	1392	1422	1409	1390	1399	1410	1439	1481	1458	1421	1460	1430	1367	1378	1408
14	1382	1390	1380	1390	1412	1429	1383	1395	1400	1381	1383	1389	1382	1412	1428	1483	1421	1410	1405	1446	1382	1411	1412	1360	1403
15	1423	1423	1419	1418	1413	1423	1424	1429	1402	1411	1399	1403	1416	1410	1446	1422	1415	1429	1422	1420	1421	1382	1423	1420	1417
16	1402	1402	1418	1422	1419	1425	1428	1420	1423	1403	1402	1397	1391	1389	1408	1428	1411	1416	1419	1418	1413	1429	1411	1408	1413
17	1406	1407	1410	1417	1418	1425	1431	1437	1431	1432	1410	1407	1381	1411	1429	1423	1426	1429	1421	1450	1431	1431	1420	1412	1421
18	1410	1409	1400	1409	1413	1400	1415	1419	1424	1420	1413	1412	1431	1420	1432	1416	1421	1391	1390	1398	1393	1410	1425	1439	1413
19	1398	1408	1400	1359	1388	1397	1422	1415	1430	1415	1406	1406	1419	1418	1390	1390	1388	1412	1418	1430	1450	1428	1412	1429	1411
20	1381	1418	1368	1372	1402	1390	1397	1409	1416	1412	1428	1398	1408	1397	1393	1410	1402	1419	1417	1412	1425	1421	1420	1429	1406
21	1403	1411	1412	1391	1420	1418	1412	1424	1420	1429	1423	1395	1393	1394	1438	1422	1450	1431	1421	1399	1410	1392	1389	1405	1413
22	1370	1390	1399	1410	1392	1385	1412	1399	1398	1429	1401	1399	1420	1400	1412	1377	1390	1402	1412	1408	1400	1378	1402	1410	1400
23	1411	1401	1380	1391	1391	1391	1410	1422	1417	1418	1412	1418	1401	1410	1402	1402	1407	1410	1419	1418	1419	1418	1432	1410	1409
24	1449	1430	1419	1415	1397	1413	1408	1412	1427	1418	1408	1419	1425	1420	1413	1429	1432	1430	1408	1409	1417	1420	1409	1420	1419
25	1420	1414	1411	1410	1410	1414	1410	1417	1428	1420	1407	1408	1406	1409	1392	1409	1412	1420	1426	1410	1401	1410	1405	1413	1412
26	1409	1410	1412	1411	1410	1412	1413	1415	1420	1409	1408	1390	1404	1403	1381	1410	1405	1500	1458	1367	1441	1432	1419	1431	1415
27	1414	1370	1393	1392	1400	1405	1408	1392	1420	1402	1419	1420	1420	1407	1413	1418	1416	1421	1420	1419	1412	1418	1419	1428	1410
28	1431	1428	1430	1420	1430	1429	1442	1430	1439	1439	1431	1439	1450	1428	1424	1432	1436	1437	1444	1438	1444	1430	1431	1435	1434
29	1436	1440	1438	1432	1439	1441	1430	1419	1415	1395	1398	1429	1448	1389	1410	1433	1420	1449	1438	1432	1441	1442	1418	1428	1428
30	1402	1411	1416	1420	1412	1420	1422	1421	1424	1412	1404	1402	1409	1417	1410	1420	1419	1428	1419	1419	1418	1423	1448	1419	1417
31	1402	1381	1419	1420	1429	1418	1399	1410	1413	1410	1394	1399	1423	1401	1402	1421	1432	1420	1413	1420	1411	1420	1410	1419	1412
MEANS	1406	1404	1409	1407	1411	1412	1416	1417	1422	1422	1411	1408	1410	1406	1406	1415	1414	1421	1415	1407	1414	1413	1407	1410	1412

TABLE 276

EARTH-CURRENT POTENTIALS AT WATHEROO MAGNETIC OBSERVATORY

APRIL 1942 EXPRESSED IN TENTHS OF MILLIVOLTS — VALUES NEGATIVE EXCEPT AS INDICATED APRIL 1942

(THE TABULAR VALUES ARE AVERAGES FOR SUCCESSIVE PERIODS OF ONE HOUR AS INDICATED 120° EAST MERIDIAN MEAN TIME)

COMPONENT NORTHWARD LINE OQ LENGTH IN KMS 3.425 DIRECTION TRUE N

DAY	0-1	1-2	2-3	3-4	4-5	5-6	6-7	7-8	8-9	9-10	10-11	11-12	12-13	13-14	14-15	15-16	16-17	17-18	18-19	19-20	20-21	21-22	22-23	23-24	MEAN
1	140	138	137	138	129	148	151	148	149	130	110	102	98	102	112	136	142	150	151	149	154	149	153	149	136
2	142	141	140	140	140	142	149	151	158	147	130	114	102	111	118	121	130	142	153	168	190	192	127	184	143
3	160	150	131	137	119	120	148	142	138	142	125	120	110	107	121	149	140	170	176	181	160	171	165	140	143
4	...	...	...	...	...	...	...	...	...	...	...	...	...	...	...	...	...	...	...	...	...	...	...	...	...
5	...	...	...	...	...	...	...	...	...	...	...	...	...	...	...	...	...	...	...	...	...	...	...	...	...
6	152	149	161	153	161	157	160	176	172	172	158	135	130	140	151	166	169	177	171	169	176	172	166	168	161
7	168	168	161	161	161	152	170	174	180	173	170	152	136	141	152	165	177	172	172	176	177	180	171	170	166
8	170	169	169	163	168	168	161	177	189	160	131	133	130	140	139	159	179	202	190	187	178	173	171	159	165
9	173	158	157	166	171	172	180	179	179	173	162	140	139	157	169	178	180	176	183	189	171	180	179	175	179
10	170	180	175	178	171	162	187	181	189	181	172	161	148	149	153	179	180	190	182	186	185	183	180	179	175
11	...	...	...	...	...	...	...	...	...	...	...	...	...	...	...	...	...	...	...	...	...	...	...	...	...
12	...	...	...	...	...	...	...	...	...	...	...	...	...	...	...	...	...	...	...	...	...	...	...	...	...
13	...	...	...	...	...	...	...	...	...	...	...	...	...	...	...	...	...	...	...	...	...	...	...	...	...
14	...	...	...	...	...	...	...	...	...	...	...	...	...	...	...	...	...	...	...	...	...	...	...	...	...
15	...	...	...	...	...	...	...	...	...	...	...	...	...	...	...	...	...	...	...	...	...	...	...	...	...
16	191	190	189	189	193	190	201	210	219	203	171	150	148	165	192	201	210	198	195	208	210	203	201	200	193
17	192	200	188	167	175	160	209	182	220	198	203	180	180	179	190	229	182	235	185	191	202	210	247	208	196
18	188	180	182	179	192	198	190	206	232	205	192	182	158	170	170	200	208	223	219	212	212	195	269	180	198
19	171	182	172	191	190	199	193	200	190	200	180	189	202	181	188	199	210	231	213	198	221	196	207	200	196
20	199	206	190	169	212	200	211	220	221	221	198	180	170	170	182	201	216	221	212	230	230	222	209	210	204
21	200	211	207	194	202	207	213	220	229	212	200	173	163	180	198	209	218	203	210	218	216	215	213	218	205
22	207	210	206	201	212	207	212	219	219	208	193	178	170	190	199	209	210	208	210	216	215	216	211	211	206
23	210	205	206	207	208	204	209	221	218	215	198	180	168	179	186	200	206	212	208	228	253	215	219	220	207
24	197	189	219	200	220	210	210	219	231	181	208	177	174	191	197	207	213	211	222	218	220	221	218	210	207
25	220	212	217	210	216	211	213	217	212	210	191	189	182	190	201	205	218	220	218	212	215	215	212	215	209
26	211	210	208	211	211	212	211	217	218	220	209	191	186	191	198	204	212	221	219	212	212	212	212	210	209
27	203	208	207	209	204	208	208	210	212	210	198	191	181	199	190	202	203	213	215	215	221	218	219	220	207
28	229	220	228	190	179	201	213	206	150	220	199	187	190	189	200	209	206	212	211	218	222	222	230	199	205
29	211	211	215	215	217	219	209	223	214	210	190	181	170	173	195	201	210	216	217	220	217	215	210	208	207
30	207	202	204	206	209	209	211	221	225	220	196	178	163	180	189	192	209	215	211	215	218	216	218	221	206
MEANS	187	186	186	182	185	185	192	196	198	192	178	164	156	164	174	188	192	201	198	201	203	200	200	194	188

TABLE 277

EARTH-CURRENT POTENTIALS AT WATHEROO MAGNETIC OBSERVATORY

APRIL 1942 — EXPRESSED IN TENTHS OF MILLIVOLTS — VALUES POSITIVE EXCEPT AS INDICATED — APRIL 1942

(THE TABULAR VALUES ARE AVERAGES FOR SUCCESSIVE PERIODS OF ONE HOUR AS INDICATED 120° EAST MERIDIAN MEAN TIME)

COMPONENT EASTWARD LINE OR LENGTH IN KMS 9.90 DIRECTION TRUE E

DAY	0-1	1-2	2-3	3-4	4-5	5-6	6-7	7-8	8-9	9-10	10-11	11-12	12-13	13-14	14-15	15-16	16-17	17-18	18-19	19-20	20-21	21-22	22-23	23-24	MEAN
1	1417	1417	1399	1420	1405	1438	1429	1431	1390	1409	1402	1395	1411	1399	1400	1423	1430	1432	1442	1442	1440	1440	1460	1431	1421
2	1428	1429	1426	1430	1422	1429	1428	1432	1440	1429	1411	1412	1401	1418	1422	1431	1460	1472	1480	1498	1521	1438	1420	1381	1436
3	1440	1448	1410	1410	1438	1409	1432	1437	1413	1417	1425	1447	1494	1429	1418	1453	1455	1458	1448	1446	1428	1438	1422	1429	1435
4	....	....	....	....	....	....	....	....	....	....	....	....	....	....	....	....	....	....	....	....	....	....	....	....	....
5	....	....	....	....	....	....	....	....	....	....	....	....	....	....	....	....	....	....	....	....	....	....	....	....	....
6	1438	1420	1441	1437	1431	1440	1450	1459	1468	1462	1460	1462	1445	1440	1432	1438	1437	1443	1450	1451	1451	1459	1462	1459	1447
7	1453	1450	1448	1445	1440	1437	1452	1452	1451	1451	1450	1457	1455	1450	1449	1440	1435	1432	1435	1442	1448	1451	1449	1454	1447
8	1455	1452	1452	1443	1447	1441	1428	1439	1452	1442	1458	1420	1418	1406	1454	1488	1509	1421	1410	1429	1432	1438	1449	1462	1444
9	1439	1415	1448	1437	1436	1438	1430	1428	1428	1440	1429	1429	1420	1425	1432	1437	1417	1410	1428	1420	1432	1411	1409	1430	1428
10	1433	1440	1434	1430	1430	1421	1422	1422	1438	1442	1432	1429	1438	1430	1428	1426	1420	1420	1428	1427	1429	1434	1431	1428	1430
11	....	....	....	....	....	....	....	....	....	....	....	....	....	....	....	....	....	....	....	....	....	....	....	....	....
12	....	....	....	....	....	....	....	....	....	....	....	....	....	....	....	....	....	....	....	....	....	....	....	....	....
13	....	....	....	....	....	....	....	....	....	....	....	....	....	....	....	....	....	....	....	....	....	....	....	....	....
14	....	....	....	....	....	....	....	....	....	....	....	....	....	....	....	....	....	....	....	....	....	....	....	....	....
15	....	....	....	....	....	....	....	....	....	....	....	....	....	....	....	....	....	....	....	....	....	....	....	....	....
16	1231	1229	1240	1239	1276	1279	1280	1282	1281	1293	1281	1262	1263	1275	1286	1298	1291	1262	1281	1292	1296	1289	1279	1280	1274
17	1277	1267	1278	1287	1300	1287	1290	1319	1407	1332	1350	1349	1310	1312	1398	1313	1309	1348	1341	1312	1319	1329	1262	1367	1319
18	1333	1319	1329	1314	1317	1338	1322	1332	1360	1342	1362	1318	1321	1400	1370	1370	1349	1371	1351	1378	1363	1300	1381	1359	1346
19	1340	1329	1330	1351	1350	1350	1380	1338	1370	1352	1359	1360	1358	1350	1369	1340	1342	1371	1341	1359	1359	1338	1358	1358	1352
20	1350	1352	1333	1338	1359	1360	1359	1360	1382	1382	1369	1352	1342	1349	1359	1358	1359	1352	1359	1392	1381	1390	1359	1365	1361
21	1320	1388	1370	1364	1362	1372	1370	1378	1389	1391	1373	1358	1357	1355	1372	1377	1374	1374	1379	1380	1381	1382	1384	1387	1372
22	1380	1381	1381	1370	1371	1369	1370	1382	1388	1386	1370	1329	1340	1348	1356	1360	1345	1348	1352	1350	1352	1358	1360	1362	1363
23	1359	1355	1355	1352	1353	1354	1354	1359	1358	1360	1355	1339	1331	1350	1368	1330	1342	1380	1408	1432	1453	1380	1380	1381	1366
24	1323	1391	1372	1376	1388	1375	1386	1380	1393	1400	1357	1368	1360	1374	1382	1379	1369	1393	1379	1369	1366	1376	1370	1368	1375
25	1369	1372	1380	1372	1380	1377	1370	1368	1372	1373	1389	1384	1378	1371	1381	1371	1370	1370	1371	1381	1376	1378	1378	1382	1376
26	1381	1378	1373	1378	1371	1371	1374	1374	1382	1389	1390	1382	1373	1388	1385	1373	1374	1372	1378	1375	1371	1378	1380	1379	1378
27	1380	1381	1384	1383	1378	1372	1373	1370	1378	1383	1389	1390	1385	1372	1388	1382	1371	1388	1380	1390	1381	1389	1388	1405	1382
28	1396	1401	1381	1391	1383	1371	1362	1389	1372	1410	1321	1375	1381	1379	1388	1382	1382	1380	1379	1380	1379	1378	1371	1370	1379
29	1364	1361	1372	1372	1368	1382	1371	1369	1372	1379	1390	1372	1362	1369	1377	1371	1371	1380	1383	1382	1384	1379	1380	1373	1374
30	1378	1373	1380	1389	1390	1388	1389	1391	1387	1399	1389	1378	1369	1379	1390	1369	1387	1390	1400	1412	1443	1408	1410	1382	1390
MEANS	1378	1380	1379	1380	1382	1382	1384	1387	1394	1394	1387	1381	1379	1381	1392	1387	1387	1390	1391	1397	1399	1390	1389	1387	1387

TABLE 278

EARTH-CURRENT POTENTIALS AT WATHEROO MAGNETIC OBSERVATORY

EXPRESSED IN TENTHS OF MILLIVOLTS — VALUES POSITIVE EXCEPT AS INDICATED

MAY 1942 MAY 1942

(THE TABULAR VALUES ARE AVERAGES FOR SUCCESSIVE PERIODS OF ONE HOUR AS INDICATED 120° EAST MERIDIAN MEAN TIME)

COMPONENT NORTHWARD LINE OQ LENGTH IN KMS 3.425 DIRECTION TRUE N

DAY	0-1	1-2	2-3	3-4	4-5	5-6	6-7	7-8	8-9	9-10	10-11	11-12	12-13	13-14	14-15	15-16	16-17	17-18	18-19	19-20	20-21	21-22	22-23	23-24	MEAN
1	-194	-191	-190	-192	-186	-199	-200	-210	-219	-200	-180	-179	-171	-182	-190	-206	-207	-210	-211	-213	-202	-206	-219	-211	-199
2	-187	-188	-195	-190	-192	-199	-202	-214	-216	-210	-189	-170	-155	-168	-178	-189	-191	-200	-229	-200	-218	-203	-228	-201	-196
3	-182	-180	-173	-179	-165	-192	-197	-207	-203	-183	-190	-180	-179	-181	-178	-158	-195	-197	-202	-218	-197	-200	-190	-190	-188
4	-187	-189	-188	-186	-183	-189	-186	-199	-209	-202	-180	-152	-160	-167	-171	-182	-191	-193	-191	-192	-191	-192	-193	-210	-187
5	-199	-170	-131	-187	-112	-191	-180	-181	-187	-153	-208	-186	-169	-171	-180	-188	-194	-208	-182	-190	-188	-190	-170	-173	-179
6	-171	-176	-170	-172	-175	-163	-178	-172	-180	-188	-175	-171	-160	-152	-152	-169	-176	-189	-183	-192	-186	-171	-170	-170	-173
7	-171	-172	-171	-170	-172	-172	-172	-181	-188	-182	-169	-149	-150	-152	-157	-171	-186	-176	-179	-189	-165	-173	-170	-170	-171
8	-169	-169	-168	-170	-162	-171	-173	-182	-186	-183	-161	-151	-151	-151	-158	-164	-172	-179	-176	-172	-177	-172	-168	-169	-169
9	-166	-159	-162	-168	-164	-166	-170	-172	-178	-175	-160	-150	-142	-142	-153	-152	-170	-172	-169	-169	-168	-168	-165	-160	-163
10	-160	-160	-161	-162	-162	-165	-166	-170	-180	-170	-150	-141	-139	-133	-152	-159	-171	-178	-170	-170	-170	-168	-161	-151	-161
11	-152	-155	-159	-159	-158	-161	-162	-180	-169	-170	-145	-131	-139	-132	-148	-142	-169	-170	-166	-168	-162	-161	-158	-155	-157
12	-152	-155	-153	-159	-160	-152	-155	-160	-165	-168	-142	-130	-128	-136	-140	-151	-162	-163	-162	-164	-165	-160	-155	-155	-154
13	-158	-167	-160	-159	-170	-172	-176	-170	-173	-171	-160	-138	-133	-137	-142	-150	-172	-175	-168	-168	-168	-167	-166	-162	-162
14	-156	-157	-160	-159	-159	-162	-165	-172	-169	-162	-133	-120	-131	-110	-138	-160	-179	-161	-182	-172	-169	-160	-169	-152	-156
15	-140	-151	-145	-152	-155	-159	-165	-168	-171	-162	-140	-122	-125	-142	-148	-160	-132	-160	-160	-162	-163	-159	-158	-156	-152
16	-150	-149	-150	-151	-132	-170	-152	-160	-160	-151	-138	-128	-130	-123	-126	-137	-155	-150	-149	-152	-141	-140	-138	-135	-144
17	-138	-138	-140	-117	-140	-141	-120	- 91	-140	-123	- 30	32	21	2	- 20	- 30	- 45	- 52	- 53	- 55	- 53	- 56	- 46	- 49	...
18	- 40	- 43	- 20	- 40	- 31	- 22	- 29	- 28	- 31	- 22	- 11	8	8	28	32	30	31	28	22	39	40	44	50	57	4
19	68	73	80	81	85	89	90	83	73	80	98	107	121	128	130	130	109	118	129	133	130	139	141	150	107
20	154	160	171	168	170	161	170	162	157	161	172	183	192	199	197	200	191	188	193	199	199	207	208	214	182
21	221	219	240	229	239	250	260	238	232	240	265	258	271	280	289	282	262	268	278	275	281	282	290	280	260
22	303	309	308	312	308	307	319	310	301	306	321	332	343	350	361	338	311	330	332	333	339	341	345	343	325
23	349	336	348	349	395	359	366	356	360	372	372	379	393	405	402	399	397	390	400	410	408	411	410	419	383
24	425	422	422	425	422	439	429	425	420	413	429	442	469	449	452	448	438	440	448	447	451	458	456	450	438
25	473	470	463	477	462	461	471	461	479	470	480	497	495	498	499	497	474	483	482	491	493	503	502	510	483
26	511	511	508	510	509	510	508	493	500	506	519	530	532	538	540	521	512	512	518	525	529	531	539	534	519
27	...	...	...	...	...	...	...	...	...	...	...	...	...	...	...	...	...	...	...	...	...	...	...	...	...
28	540	598	602	591	561	560	572	560	559	552	553	577	590	583	590	568	570	569	571	575	563	588	600	599	571
29	587	609	607	605	606	595	607	602	589	592	593	617	619	620	620	615	610	611	617	612	616	619	621	622	609
30	630	629	636	623	624	630	633	622	618	626	640	640	639	636	640	633	630	630	632	629	633	633	638	639	632
31	649	650	649	658	658	639	647	651	643	638	650	660	678	679	675	675	661	658	660	666	662	668	667	670	659
MEANS	75	78	82	78	83	76	77	70	67	73	85	98	103	104	101	93	82	81	83	84	87	91	93	95	85

TABLE 279

EARTH-CURRENT POTENTIALS AT WATHEROO MAGNETIC OBSERVATORY

MAY 1942

EXPRESSED IN TENTHS OF MILLIVOLTS — VALUES POSITIVE EXCEPT AS INDICATED

(THE TABULAR VALUES ARE AVERAGES FOR SUCCESSIVE PERIODS OF ONE HOUR AS INDICATED 120° EAST MERIDIAN MEAN TIME)

MAY 1942

COMPONENT EASTWARD LINE OR LENGTH IN KMS 9.90 DIRECTION TRUE E

DAY	0-1	1-2	2-3	3-4	4-5	5-6	6-7	7-8	8-9	9-10	10-11	11-12	12-13	13-14	14-15	15-16	16-17	17-18	18-19	19-20	20-21	21-22	22-23	23-24	MEAN
1	1389	1371	1362	1392	1382	1391	1379	1379	1400	1409	1398	1398	1386	1409	1409	1439	1417	1398	1410	1428	1377	1383	1390	1368	1394
2	1372	1370	1373	1378	1375	1380	1382	1390	1400	1403	1389	1397	1372	1389	1419	1390	1382	1408	1450	1422	1428	1391	1391	1380	1393
3	1389	1379	1380	1382	1378	1390	1401	1395	1392	1385	1386	1365	1374	1392	1351	1365	1375	1381	1383	1382	1371	1370	1372	1372	1380
4	1355	1360	1355	1350	1355	1352	1349	1356	1370	1390	1388	1369	1343	1360	1377	1379	1368	1369	1380	1388	1390	1396	1402	1407	1371
5	1387	1380	1360	1367	1322	1408	1382	1408	1420	1401	1401	1414	1405	1408	1400	1400	1395	1409	1393	1391	1386	1403	1387	1397	1393
6	1391	1390	1382	1379	1387	1389	1370	1393	1391	1412	1419	1384	1378	1372	1360	1370	1369	1372	1371	1388	1370	1368	1378	1380	1382
7	1379	1375	1365	1361	1360	1360	1359	1351	1372	1386	1393	1381	1382	1378	1378	1364	1372	1369	1373	1380	1368	1381	1382	1388	1373
8	1381	1379	1372	1384	1361	1371	1370	1366	1388	1388	1399	1402	1389	1383	1383	1376	1377	1378	1382	1382	1388	1381	1389	1389	1382
9	1380	1383	1382	1390	1377	1376	1374	1372	1387	1383	1387	1388	1383	1383	1396	1371	1387	1380	1380	1380	1377	1378	1377	1379	1381
10	1382	1328	1382	1381	1381	1378	1364	1368	1379	1390	1389	1372	1378	1373	1383	1380	1372	1372	1380	1381	1391	1388	1373	1375	1379
11	1380	1377	1380	1375	1372	1368	1361	1381	1390	1382	1388	1378	1388	1398	1419	1390	1387	1379	1380	1382	1382	1381	1378	1373	1382
12	1382	1380	1379	1380	1381	1379	1379	1371	1388	1390	1380	1371	1380	1388	1382	1382	1387	1391	1390	1389	1390	1389	1390	1381	1383
13	1371	1393	1390	1382	1390	1382	1381	1379	1380	1390	1381	1384	1380	1381	1379	1375	1380	1383	1387	1392	1392	1392	1392	1382	1384
14	1374	1372	1378	1380	1379	1378	1379	1391	1370	1367	1378	1362	1387	1465	1445	1442	1420	1441	1381	1380	1401	1401	1400	1377	1394
15	1371	1379	1380	1386	1388	1385	1386	1391	1395	1395	1388	1390	1398	1412	1404	1396	1420	1399	1382	1398	1400	1382	1380	1375	1391
16	1370	1367	1361	1374	1340	1384	1380	1390	1381	1386	1380	1386	1389	1383	1382	1389	1389	1382	1398	1402	1393	1381	1381	1379	1381
17	1383	1383	1389	1352	1390	1382	1389	1390	1398	1398	1392	1383	1371	1379	1382	1389	1389	1382	1389	1391	1398	1402	1398	1397	1387
18	1392	1379	1372	1374	1370	1378	1371	1372	1384	1392	1372	1375	1383	1380	1380	1372	1379	1380	1404	1381	1392	1393	1380	1381	1381
19	1381	1383	1385	1382	1382	1385	1379	1380	1381	1399	1399	1399	1398	1400	1400	1390	1382	1385	1398	1410	1415	1413	1406	1405	1393
20	1405	1395	1390	1397	1398	1399	1372	1378	1378	1384	1389	1388	1385	1388	1390	1389	1379	1381	1384	1384	1392	1395	1388	1380	1388
21	1380	1402	1383	1380	1380	1377	1378	1372	1375	1409	1418	1379	1390	1380	1379	1372	1380	1378	1390	1399	1390	1400	1412	1392	1387
22	1390	1381	1381	1380	1382	1380	1380	1378	1389	1389	1390	1389	1390	1388	1389	1428	1365	1377	1370	1384	1388	1387	1391	1392	1386
23	1391	1401	1383	1362	1372	1421	1391	1382	1381	1372	1390	1389	1378	1379	1380	1369	1370	1380	1381	1382	1386	1384	1393	1390	1384
24	1383	1382	1382	1382	1387	1380	1379	1377	1378	1390	1400	1400	1409	1395	1380	1381	1378	1380	1387	1382	1391	1389	1398	1390	1387
25	1389	1388	1397	1389	1380	1388	1391	1390	1371	1385	1400	1401	1400	1400	1392	1389	1393	1402	1402	1398	1394	1400	1400	1400	1393
26	1398	1399	1397	1400	1402	1402	1398	1398	1398	1395	1399	1398	1402	1397	1409	1408	1411	1408	1410	1402	1410	1405	1402	1402	1402
27	....	....	....	....	....	....	....	....	....	....	....	....	....	....	....	....	....	....	....	....	....	....	....	....	....
28	1410	1378	1370	1387	1357	1429	1402	1370	1370	1375	1380	1391	1420	1459	1421	1420	1383	1409	1386	1393	1398	1371	1370	1361	1392
29	1393	1391	1390	1389	1393	1389	1388	1382	1390	1381	1391	1389	1404	1400	1399	1408	1398	1383	1410	1418	1407	1392	1392	1392	1394
30	1383	1380	1382	1396	1399	1400	1392	1388	1393	1410	1392	1372	1384	1388	1382	1381	1390	1383	1394	1388	1380	1380	1380	1378	1387
31	1367	1369	1370	1369	1361	1375	1379	1372	1381	1395	1390	1392	1390	1380	1378	1380	1397	1389	1398	1398	1398	1391	1389	1377	1383
MEANS	1383	1382	1378	1379	1376	1385	1380	1380	1386	1391	1392	1386	1387	1393	1391	1390	1386	1388	1391	1392	1391	1389	1389	1385	1386

TABLE 280

EARTH-CURRENT POTENTIALS AT WATHEROO MAGNETIC OBSERVATORY

JUNE 1942 — EXPRESSED IN TENTHS OF MILLIVOLTS — VALUES POSITIVE EXCEPT AS INDICATED — JUNE 1942

(THE TABULAR VALUES ARE AVERAGES FOR SUCCESSIVE PERIODS OF ONE HOUR AS INDICATED 120° EAST MERIDIAN MEAN TIME)

COMPONENT NORTHWARD LINE OQ LENGTH IN KMS 3.425 DIRECTION TRUE N

DAY	0-1	1-2	2-3	3-4	4-5	5-6	6-7	7-8	8-9	9-10	10-11	11-12	12-13	13-14	14-15	15-16	16-17	17-18	18-19	19-20	20-21	21-22	22-23	23-24	MEAN
1	673	680	679	680	681	678	679	675	670	665	670	683	690	699	694	689	670	673	672	679	679	680	687	690	680
2	688	689	689	692	702	692	691	690	677	688	699	710	705	710	713	711	709	703	707	709	709	709	712	718	701
3	722	720	720	720	717	710	714	713	706	709	711	725	732	732	730	730	721	721	732	719	725	730	730	720	721
4	768	732	742	743	752	747	751	742	748	740	739	750	753	755	765	770	758	759	759	758	758	758	756	759	753
5	759	761	764	760	762	769	770	776	770	764	771	779	772	769	778	771	768	763	771	765	771	772	772	760	768
6	790	780	782	781	780	781	785	790	788	780	781	786	788	794	798	787	789	785	780	783	793	788	791	792	786
7	799	798	798	794	791	796	797	802	789	782	795	804	806	808	804	800	790	789	789	791	797	799	805	807	797
8	807	803	810	802	805	808	809	810	800	798	801	809	820	818	825	808	794	798	801	800	800	806	858	810	808
9	809	810	811	810	810	810	813	815	806	802	811	823	822	830	827	821	810	807	812	809	811	815	818	821	814
10	820	821	818	818	814	810	809	802	799	792	798	821	835	842	841	833	828	812	813	819	820	822	827	821	818
11	822	828	830	829	821	818	818	820	819	818	825	839	850	855	849	848	830	830	839	825	828	831	805	847	830
12	849	852	858	802	843	840	855	858	845	838	830	838	845	852	866	855	842	833	820	838	833	838	836	837	842
13	836	860	858	859	852	839	848	842	832	830	851	842	852	865	852	843	833	820	841	850	846	840	842	842	845
14	841	852	832	861	883	830	861	860	850	842	852	848	835	857	850	862	848	829	842	842	850	849	851	850	849
15	859	847	858	863	846	849	868	850	846	838	845	851	845	860	861	829	841	840	831	850	849	847	850	851	849
16	852	859	860	858	851	852	848	850	840	840	840	850	853	860	869	856	841	839	846	842	847	845	841	854	850
17	854	853	858	869	840	852	851	853	840	842	843	840	837	833	842	850	820	835	804	822	819	825	827	822	839
18	826	832	840	838	832	839	839	837	812	828	829	833	832	841	842	830	842	823	830	827	831	830	831	838	833
19	829	840	832	838	836	832	833	839	825	822	829	834	839	843	842	844	836	832	834	835	809	842	808	852	834
20	868	860	842	843	852	879	832	848	831	832	840	841	850	850	844	849	840	822	832	838	819	835	832	840	842
21	846	842	841	848	854	852	849	841	840	842	840	845	849	849	851	839	833	833	834	838	840	838	842	844	843
22	848	849	847	849	848	846	843	832	832	832	888	851	850	854	849	842	839	828	818	794	793	791	790	790	834
23	791	790	782	788	783	779	789	782	775	770	784	800	802	802	796	789	780	772	782	780	784	790	791	790	786
24	787	770	789	799	801	802	798	806	812	819	828	818	831	842	849	837	819	828	831	839	840	841	842	850	820
25	851	857	855	852	847	852	859	870	865	853	853	855	862	872	862	861	843	843	843	847	850	852	856	848	854
26	862	859	853	861	850	841	845	840	841	849	860	863	873	870	872	860	852	853	852	850	852	854	850	861	855
27	865	881	859	859	864	855	852	853	838	842	849	861	871	880	877	862	854	850	846	849	850	852	856	862	858
28	860	865	864	860	860	850	849	842	836	841	853	865	870	883	876	857	850	845	841	841	832	845	840	843	854
29	838	909	879	884	862	870	866	848	850	860	838	859	861	873	852	860	856	850	853	856	847	857	867	862	860
30	869	896	831	879	866	860	843	850	856	856	853	849	851	870	861	836	850	840	847	852	847	840	830	851	854
MEANS	816	820	816	818	817	815	816	815	808	807	814	819	823	829	828	821	813	808	810	812	811	814	815	818	816

TABLE 281

EARTH-CURRENT POTENTIALS AT WATHEROO MAGNETIC OBSERVATORY

JUNE 1942 — EXPRESSED IN TENTHS OF MILLIVOLTS — VALUES POSITIVE EXCEPT AS INDICATED — JUNE 1942

(THE TABULAR VALUES ARE AVERAGES FOR SUCCESSIVE PERIODS OF ONE HOUR AS INDICATED 120° EAST MERIDIAN MEAN TIME)

COMPONENT EASTWARD LINE OR LENGTH IN KMS 9.90 DIRECTION TRUE E

DAY	0-1	1-2	2-3	3-4	4-5	5-6	6-7	7-8	8-9	9-10	10-11	11-12	12-13	13-14	14-15	15-16	16-17	17-18	18-19	19-20	20-21	21-22	22-23	23-24	MEAN
1	1374	1372	1375	1374	1373	1376	1380	1380	1379	1383	1383	1378	1371	1370	1378	1370	1379	1389	1398	1392	1403	1398	1391	1382	1381
2	1381	1375	1362	1366	1361	1360	1364	1368	1371	1378	1380	1380	1379	1380	1380	1378	1373	1380	1389	1392	1400	1405	1398	1393	1379
3	1387	1380	1380	1381	1360	1357	1358	1354	1370	1369	1370	1371	1379	1372	1359	1361	1369	1377	1379	1378	1391	1409	1411	1398	1376
4	1360	1363	1365	1359	1352	1358	1351	1360	1381	1380	1375	1378	1381	1380	1369	1362	1365	1359	1366	1370	1370	1393	1379	1379	1369
5	1380	1372	1366	1366	1371	1365	1372	1361	1376	1371	1372	1370	1370	1371	1380	1398	1388	1378	1375	1378	1371	1375	1371	1371	1374
6	1365	1369	1362	1355	1359	1360	1359	1378	1378	1370	1380	1382	1388	1410	1380	1358	1349	1368	1394	1378	1380	1373	1372	1377	1373
7	1372	1378	1372	1370	1363	1359	1352	1350	1353	1352	1370	1390	1387	1392	1388	1388	1371	1371	1371	1368	1362	1370	1370	1372	1370
8	1372	1369	1359	1368	1363	1360	1358	1354	1354	1370	1372	1360	1381	1370	1360	1369	1371	1369	1372	1372	1380	1369	1368	1362	1367
9	1363	1368	1366	1368	1369	1370	1360	1354	1359	1368	1372	1368	1375	1390	1382	1380	1378	1368	1368	1368	1371	1368	1366	1363	1369
10	1368	1369	1369	1369	1369	1360	1357	1340	1350	1348	1358	1370	1377	1372	1372	1380	1378	1370	1371	1371	1371	1372	1368	1362	1366
11	1364	1363	1370	1359	1368	1362	1363	1349	1350	1370	1369	1381	1382	1380	1420	1392	1371	1376	1412	1401	1409	1435	1443	1390	1382
12	1400	1408	1407	1360	1391	1402	1400	1382	1402	1391	1390	1393	1402	1411	1387	1400	1380	1417	1408	1395	1399	1392	1388	1387	1396
13	1362	1372	1383	1400	1387	1391	1388	1381	1382	1418	1399	1378	1396	1384	1402	1410	1401	1413	1369	1407	1400	1400	1408	1402	1393
14	1357	1418	1402	1388	1388	1412	1417	1386	1398	1408	1411	1404	1404	1410	1405	1391	1399	1401	1402	1410	1412	1360	1412	1402	1400
15	1381	1391	1389	1360	1403	1402	1400	1400	1396	1396	1410	1402	1398	1398	1401	1402	1392	1400	1393	1408	1413	1410	1408	1402	1394
16	1400	1399	1393	1390	1397	1400	1391	1388	1393	1400	1412	1409	1400	1402	1399	1409	1409	1402	1410	1412	1412	1411	1402	1398	1402
17	1393	1391	1419	1382	1403	1406	1395	1398	1391	1394	1390	1385	1390	1370	1381	1375	1385	1380	1362	1369	1389	1370	1370	1375	1386
18	1367	1360	1358	1351	1357	1355	1355	1367	1372	1378	1352	1370	1375	1363	1363	1374	1369	1377	1365	1374	1372	1380	1381	1371	1367
19	1368	1360	1358	1352	1352	1351	1352	1351	1361	1359	1369	1365	1377	1372	1381	1357	1361	1361	1370	1391	1408	1417	1398	1381	1370
20	1358	1408	1396	1386	1373	1309	1361	1361	1369	1370	1379	1388	1380	1371	1372	1371	1391	1360	1382	1378	1389	1371	1372	1382	1374
21	1379	1380	1378	1372	1368	1362	1369	1372	1373	1381	1382	1392	1393	1375	1358	1365	1372	1372	1380	1380	1382	1389	1388	1390	1377
22	1389	1381	1381	1379	1378	1371	1368	1370	1373	1382	1390	1387	1389	1379	1379	1382	1359	1380	1380	1381	1383	1385	1389	1392	1380
23	1387	1380	1380	1373	1364	1368	1361	1356	1369	1369	1375	1376	1380	1380	1381	1385	1371	1380	1388	1389	1380	1387	1380	1389	1377
24	1407	1375	1399	1379	1369	1368	1362	1375	1390	1389	1390	1411	1407	1416	1396	1411	1395	1382	1393	1401	1393	1395	1390	1390	1391
25	1393	1391	1395	1392	1390	1389	1400	1390	1391	1400	1411	1408	1417	1418	1399	1400	1398	1397	1404	1400	1400	1396	1399	1398	1399
26	1388	1385	1394	1390	1385	1392	1385	1377	1382	1387	1397	1400	1401	1398	1392	1402	1410	1410	1405	1399	1398	1402	1407	1381	1395
27	1393	1378	1398	1397	1401	1390	1392	1391	1391	1396	1404	1392	1399	1395	1391	1410	1408	1399	1402	1401	1399	1400	1397	1391	1396
28	1387	1385	1395	1395	1400	1400	1395	1380	1389	1386	1397	1397	1406	1390	1401	1413	1410	1404	1407	1411	1422	1430	1430	1418	1402
29	1402	1355	1380	1398	1402	1401	1391	1397	1410	1408	1403	1413	1427	1400	1409	1398	1405	1409	1418	1418	1419	1410	1393	1390	1402
30	1389	1360	1435	1397	1400	1392	1382	1406	1410	1412	1426	1398	1440	1388	1353	1360	1350	1368	1385	1388	1378	1393	1402	1349	1390
MEANS	1380	1378	1383	1376	1377	1375	1375	1372	1379	1383	1386	1386	1392	1387	1384	1385	1382	1384	1387	1389	1392	1392	1392	1385	1383

TABLE 282

EARTH-CURRENT POTENTIALS AT WATHEROO MAGNETIC OBSERVATORY

JULY 1942 — EXPRESSED IN TENTHS OF MILLIVOLTS — VALUES POSITIVE EXCEPT AS INDICATED — JULY 1942

(THE TABULAR VALUES ARE AVERAGES FOR SUCCESSIVE PERIODS OF ONE HOUR AS INDICATED 120° EAST MERIDIAN MEAN TIME)

COMPONENT NORTHWARD LINE OQ LENGTH IN KMS 3.425 DIRECTION TRUE N

DAY	0-1	1-2	2-3	3-4	4-5	5-6	6-7	7-8	8-9	9-10	10-11	11-12	12-13	13-14	14-15	15-16	16-17	17-18	18-19	19-20	20-21	21-22	22-23	23-24	MEAN
1	859	871	869	858	843	848	859	840	852	828	850	790	850	832	840	839	817	810	830	841	829	831	831	849	840
2	844	841	850	850	842	842	830	831	832	832	835	840	852	852	856	848	840	842	841	841	841	840	846	842	842
3	844	848	850	854	850	842	843	849	837	830	832	842	861	862	863	845	838	831	840	843	845	841	841	841	845
4	843	849	850	848	849	848	847	850	839	840	840	860	866	872	866	857	842	841	849	848	848	852	852	851	850
5	851	850	850	855	851	850	850	851	835	838	848	868	869	875	862	849	840	840	848	850	840	842	849	854	851
6	848	852	851	851	858	848	850	855	850	840	850	861	858	867	855	848	842	837	840	835	831	837	840	838	848
7	839	835	839	838	837	837	840	841	823	822	841	852	852	848	868	839	841	833	832	832	831	839	840	841	839
8	841	842	849	850	839	848	849	841	832	881	810	849	850	846	850	835	821	802	796	850	819	830	837	862	839
9	852	840	816	875	852	832	839	832	830	825	812	850	843	849	842	840	839	837	842	832	831	831	832	832	838
10	853	830	830	839	831	840	851	826	812	818	832	838	847	845	840	831	821	820	830	821	822	822	828	830	832
11	831	832	832	822	828	818	818	823	810	809	813	832	839	839	809	858	802	792	782	775	795	768	820	808	815
12	843	842	832	848	839	809	798	802	787	798	802	820	809	813	818	832	808	799	749	808	812	808	803	803	812
13	802	804	803	808	796	797	789	798	780	780	778	803	815	806	801	790	780	771	771	770	770	771	769	766	788
14	772	778	779	771	769	774	761	763	759	752	756	764	761	768	760	760	759	763	760	755	755	758	750	768	763
15	759	772	768	756	771	735	746	763	730	724	737	747	741	742	730	732	694	702	721	711	702	675	725	715	733
16	721	735	710	722	740	681	719	710	709	690	682	680	699	682	700	718	690	675	691	679	690	672	689	692	699
17	692	690	693	689	686	705	700	667	660	660	670	673	700	688	689	682	670	669	670	665	683	670	670	670	680
18	670	679	681	676	673	678	678	669	660	654	661	662	660	679	676	669	661	660	658	649	655	656	656	656	666
19	656	659	660	653	652	652	651	648	637	638	643	650	659	659	650	642	640	640	642	640	638	630	632	640	646
20	650	653	653	645	650	649	649	646	629	631	631	642	632	643	635	662	614	629	626	590	628	613	621	632	636
21	640	646	641	637	652	622	630	618	621	630	616	635	634	628	613	602	607	621	612	628	628	619	614	629	626
22	630	633	623	638	627	628	622	618	613	613	638	642	631	628	612	592	597	598	599	592	582	620	612	609	616
23	610	610	603	600	600	600	602	601	607	589	605	618	612	610	608	589	581	589	596	600	598	599	601	590	601
24	612	610	600	580	589	505	590	582	583	597	599	619	623	591	598	598	598	584	590	591	592	593	597	609	593
25	602	604	610	600	589	600	596	598	577	583	582	608	630	610	595	609	575	580	586	555	598	567	608	612	595
26	622	611	590	641	559	592	592	590	569	577	591	609	611	598	590	595	584	586	584	585	580	579	598	601	593
27	602	605	602	600	592	615	598	579	578	559	580	590	600	602	602	583	593	590	570	572	571	600	595	591	590
28	591	630	602	581	618	601	585	579	560	568	573	580	591	570	610	598	583	570	566	572	580	595	588	587	587
29	581	591	599	599	598	576	580	579	566	560	567	585	570	600	570	567	563	552	565	560	558	568	564	570	574
30	572	578	570	569	568	559	562	562	559	540	547	575	583	580	580	571	552	553	562	567	559	559	580	576	566
31	570	570	583	568	563	568	572	560	528	553	572	595	589	580	562	561	559	557	561	559	562	561	563	582	567
MEANS	726	729	725	726	723	716	719	715	705	705	710	722	727	725	721	718	705	702	704	704	706	705	711	714	715

TABLE 283

EARTH-CURRENT POTENTIALS AT WATHEROO MAGNETIC OBSERVATORY

JULY 1942 EXPRESSED IN TENTHS OF MILLIVOLTS — VALUES POSITIVE EXCEPT AS INDICATED JULY 1942

(THE TABULAR VALUES ARE AVERAGES FOR SUCCESSIVE PERIODS OF ONE HOUR AS INDICATED 120° EAST MERIDIAN MEAN TIME)

COMPONENT EASTWARD LINE OR LENGTH IN KMS 9.90 DIRECTION TRUE E

DAY	0-1	1-2	2-3	3-4	4-5	5-6	6-7	7-8	8-9	9-10	10-11	11-12	12-13	13-14	14-15	15-16	16-17	17-18	18-19	19-20	20-21	21-22	22-23	23-24	MEAN
1	1381	1375	1358	1360	1370	1360	1371	1368	1367	1381	1370	1288	1353	1400	1360	1368	1361	1322	1399	1362	1341	1361	1362	1358	1362
2	1340	1343	1355	1342	1341	1351	1351	1341	1347	1360	1361	1361	1368	1358	1350	1349	1341	1350	1360	1368	1376	1378	1369	1371	1355
3	1367	1360	1349	1340	1350	1340	1345	1344	1350	1362	1366	1369	1360	1362	1369	1369	1358	1360	1352	1352	1370	1369	1371	1367	1358
4	1357	1361	1357	1354	1349	1351	1348	1359	1363	1381	1380	1366	1369	1361	1369	1360	1361	1361	1363	1368	1373	1371	1371	1370	1364
5	1369	1362	1366	1357	1362	1360	1354	1350	1359	1361	1371	1371	1370	1364	1372	1378	1380	1360	1368	1371	1389	1387	1371	1368	1368
6	1371	1369	1370	1365	1358	1359	1368	1368	1374	1370	1372	1370	1371	1362	1379	1388	1366	1361	1349	1352	1353	1352	1362	1366	1366
7	1343	1348	1365	1350	1345	1350	1353	1329	1330	1345	1359	1360	1371	1369	1382	1370	1349	1355	1355	1362	1351	1339	1350	1348	1353
8	1359	1345	1355	1350	1360	1349	1353	1342	1363	1357	1350	1357	1359	1353	1368	1381	1420	1420	1363	1345	1378	1327	1314	1350	1359
9	1349	1340	1336	1325	1331	1335	1359	1352	1349	1362	1365	1318	1332	1335	1341	1350	1358	1352	1350	1349	1349	1350	1320	1345	1344
10	1328	1339	1359	1352	1340	1354	1331	1343	1340	1350	1348	1345	1359	1358	1332	1339	1341	1338	1332	1331	1339	1332	1331	1334	1342
11	1315	1331	1333	1334	1329	1339	1320	1316	1342	1310	1350	1321	1325	1415	1390	1352	1375	1370	1312	1360	1370	1363	1310	1332	1342
12	1305	1302	1318	1290	1290	1310	1328	1311	1319	1328	1332	1315	1333	1338	1316	1298	1312	1361	1405	1320	1309	1302	1309	1311	1319
13	1310	1309	1320	1289	1321	1319	1320	1310	1302	1292	1292	1309	1302	1339	1322	1312	1311	1305	1308	1312	1310	1302	1302	1308	1309
14	1282	1290	1291	1290	1291	1282	1288	1291	1289	1289	1289	1270	1282	1296	1273	1282	1288	1280	1279	1289	1283	1280	1289	1259	1284
15	1262	1259	1259	1265	1250	1260	1279	1240	1230	1230	1249	1252	1250	1232	1220	1222	1262	1199	1190	1221	1240	1230	1197	1220	1238
16	1199	1189	1210	1266	1162	1247	1219	1225	1194	1170	1210	1202	1214	1187	1191	1185	1220	1210	1196	1192	1191	1190	1189	1181	1202
17	1189	1174	1170	1177	1167	1172	1133	1177	1192	1171	1182	1191	1202	1218	1161	1173	1163	1170	1189	1180	1173	1180	1182	1180	1174
18	1170	1152	1163	1163	1161	1170	1158	1155	1159	1170	1162	1153	1159	1162	1170	1182	1165	1156	1158	1159	1169	1167	1161	1166	1163
19	1157	1149	1141	1143	1143	1139	1140	1140	1148	1150	1156	1159	1148	1138	1141	1140	1134	1132	1141	1159	1161	1166	1150	1148	1146
20	1138	1138	1140	1138	1132	1131	1128	1130	1129	1131	1141	1149	1139	1126	1151	1120	1098	1199	1182	1162	1148	1143	1123	1118	1139
21	1148	1139	1130	1124	1121	1130	1142	1132	1150	1140	1122	1122	1158	1147	1136	1139	1128	1139	1121	1111	1122	1130	1140	1137	1134
22	1129	1128	1128	1122	1121	1127	1122	1114	1122	1122	1128	1129	1139	1140	1120	1116	1111	1108	1112	1112	1088	1109	1100	1102	1119
23	1103	1100	1100	1098	1098	1092	1083	1077	1113	1082	1101	1089	1095	1107	1133	1112	1102	1103	1090	1090	1093	1100	1098	1091	1098
24	1090	1112	1070	1108	1092	1099	1094	1087	1092	1098	1102	1120	1099	1111	1112	1108	1115	1103	1099	1099	1100	1100	1106	1091	1100
25	1098	1110	1109	1080	1112	1101	1103	1107	1125	1111	1113	1120	1118	1112	1130	1117	1130	1122	1160	1090	1147	1032	1142	1101	1112
26	1091	1089	1110	1030	1118	1108	1100	1108	1094	1102	1102	1098	1103	1108	1117	1102	1107	1107	1106	1110	1120	1100	1090	1090	1100
27	1092	1084	1083	1098	1110	1092	1068	1118	1120	1091	1130	1122	1161	1091	1129	1090	1120	1125	1123	1151	1100	1100	1095	1108	1108
28	1092	1068	1080	1105	1125	1102	1123	1110	1102	1130	1111	1102	1150	1118	1100	1094	1103	1129	1105	1120	1121	1082	1106	1093	1107
29	1103	1079	1093	1096	1079	1092	1102	1105	1145	1090	1107	1081	1082	1120	1092	1085	1097	1074	1080	1078	1080	1082	1079	1060	1091
30	1061	1059	1062	1063	1059	1069	1069	1075	1079	1072	1098	1080	1061	1069	1063	1082	1089	1082	1050	1081	1099	1065	1072	1070	1072
31	1078	1039	1075	1079	1060	1070	1076	1058	1088	1093	1083	1068	1078	1080	1069	1068	1078	1069	1076	1090	1082	1091	1079	1060	1074
MEANS	1225	1221	1224	1221	1221	1224	1224	1222	1228	1226	1232	1224	1233	1235	1231	1227	1230	1230	1228	1227	1230	1222	1221	1220	1226

TABLE 284

EARTH-CURRENT POTENTIALS AT WATHEROO MAGNETIC OBSERVATORY

AUGUST 1942 — EXPRESSED IN TENTHS OF MILLIVOLTS — VALUES POSITIVE EXCEPT AS INDICATED — AUGUST 1942

(THE TABULAR VALUES ARE AVERAGES FOR SUCCESSIVE PERIODS OF ONE HOUR AS INDICATED 120° EAST MERIDIAN MEAN TIME)

COMPONENT NORTHWARD LINE OQ LENGTH IN KMS 3.425 DIRECTION TRUE N

DAY	0-1	1-2	2-3	3-4	4-5	5-6	6-7	7-8	8-9	9-10	10-11	11-12	12-13	13-14	14-15	15-16	16-17	17-18	18-19	19-20	20-21	21-22	22-23	23-24	MEAN
1	571	578	573	581	570	574	570	568	549	548	555	579	586	588	591	572	561	562	569	569	567	568	568	567	570
2	570	571	570	570	578	578	571	571	552	548	552	579	580	580	579	581	567	561	568	565	568	565	562	565	569
3	572	573	573	572	573	570	572	559	550	551	550	570	578	579	587	571	564	560	562	565	564	560	559	567	567
4	572	564	572	581	567	569	570	560	548	566	547	567	570	580	572	580	562	561	569	571	570	571	577	576	568
5	573	579	580	583	578	572	580	576	571	559	569	572	581	590	583	584	571	560	570	568	562	570	572	574	574
6	579	576	581	570	569	584	575	569	553	558	561	573	583	585	572	580	578	562	570	570	568	563	561	550	570
7	570	582	578	592	562	569	575	579	569	548	560	562	579	591	570	547	570	552	550	555	552	563	579	582	568
8	591	583	579	570	589	571	560	570	558	568	572	582	588	587	564	573	568	560	561	567	561	565	565	565	572
9	570	568	569	568	565	562	566	559	542	553	560	580	503	592	582	573	569	561	562	553	549	579	572	572	564
10	581	595	574	583	579	580	580	572	563	562	577	600	598	591	587	571	571	581	570	572	571	570	576	542	577
11	579	580	609	541	600	599	578	575	550	545	559	581	589	587	571	570	536	561	559	584	580	564	563	573	572
12	569	575	572	570	568	565	566	563	546	542	535	557	562	565	578	551	548	538	529	550	540	551	550	552	556
13	553	560	553	552	556	546	558	542	533	546	542	550	556	560	567	561	554	540	539	539	540	544	539	541	549
14	540	541	551	556	560	553	557	552	536	521	548	551	578	566	569	562	553	552	549	540	549	545	552	552	551
15	522	552	551	548	541	545	542	532	529	535	542	549	561	574	568	564	559	552	552	550	551	534	552	548	548
16	553	549	549	535	540	552	548	542	559	558	547	558	568	561	554	557	552	559	559	552	550	548	540	559	552
17	549	552	560	572	529	528	565	562	548	517	519	535	562	567	560	553	554	562	560	495	590	551	548	538	549
18	570	538	565	538	582	562	548	542	515	521	535	536	545	563	542	548	540	490	553	543	538	531	578	552	545
19	550	543	544	573	542	532	539	550	527	532	510	541	548	561	558	562	530	570	547	541	577	565	559	539	548
20	559	560	591	548	553	583	575	551	560	572	566	542	570	573	580	567	558	563	512	583	535	580	578	562	563
21	562	549	588	558	543	558	572	550	553	550	557	561	571	589	572	580	554	562	560	560	567	585	568	574	564
22	586	589	593	598	590	590	592	582	588	559	589	609	618	619	603	600	580	581	583	590	573	580	588	585	590
23	592	589	587	579	578	591	571	561	550	552	547	550	590	582	588	580	565	550	578	562	532	540	562	580	569
24	530	582	640	518	552	587	609	498	546	552	558	562	581	573	571	563	553	559	559	568	564	561	567	561	563
25	592	545	606	576	579	548	550	550	570	550	562	581	589	570	558	560	561	553	562	565	552	558	561	569	565
26	578	579	570	575	569	578	549	540	527	539	528	542	570	575	572	564	551	542	560	548	548	542	538	560	556
27	...	...	...	...	...	...	...	...	...	...	...	...	...	...	...	...	...	...	...	...	...	...	...	...	...
28	557	559	558	547	545	550	540	518	529	532	541	558	572	578	561	552	540	550	543	543	541	540	542	551	548
29	552	556	558	552	559	562	555	530	552	541	548	562	571	576	578	569	566	556	557	558	553	554	552	560	557
30	...	...	...	...	...	...	...	...	...	...	...	...	...	...	...	...	...	...	...	...	...	...	...	...	...
31	551	552	550	550	553	553	554	540	540	541	544	561	561	563	570	568	558	543	543	543	531	540	554	561	551
MEANS	565	566	574	564	564	566	565	554	549	547	551	564	573	578	573	568	558	555	557	558	557	558	561	561	562

TABLE 285

EARTH-CURRENT POTENTIALS AT WATHEROO MAGNETIC OBSERVATORY

AUGUST 1942 — EXPRESSED IN TENTHS OF MILLIVOLTS — VALUES POSITIVE EXCEPT AS INDICATED — AUGUST 1942

(THE TABULAR VALUES ARE AVERAGES FOR SUCCESSIVE PERIODS OF ONE HOUR AS INDICATED 120° EAST MERIDIAN MEAN TIME)

COMPONENT EASTWARD LINE OR LENGTH IN KMS 9.90 DIRECTION TRUE E

DAY	0-1	1-2	2-3	3-4	4-5	5-6	6-7	7-8	8-9	9-10	10-11	11-12	12-13	13-14	14-15	15-16	16-17	17-18	18-19	19-20	20-21	21-22	22-23	23-24	MEAN
1	1081	1082	1080	1053	1070	1062	1068	1075	1072	1090	1089	1095	1072	1067	1068	1060	1058	1063	1063	1071	1074	1072	1071	1071	1072
2	1066	1070	1061	1060	1047	1059	1050	1064	1070	1079	1091	1080	1078	1079	1062	1059	1050	1049	1061	1070	1080	1083	1101	1071	1068
3	1072	1071	1069	1068	1052	1069	1060	1069	1072	1082	1091	1082	1079	1086	1052	1055	1062	1069	1061	1060	1072	1081	1072	1068	1070
4	1052	1060	1067	1062	1058	1066	1052	1046	1062	1075	1078	1088	1075	1075	1072	1060	1059	1062	1072	1075	1078	1080	1080	1081	1068
5	1080	1080	1080	1077	1081	1077	1070	1072	1070	1081	1100	1080	1107	1090	1094	1082	1088	1080	1088	1088	1075	1083	1080	1080	1083
6	1082	1077	1075	1071	1076	1063	1062	1060	1068	1060	1069	1078	1074	1079	1092	1080	1057	1080	1071	1080	1098	1091	1090	1108	1077
7	1088	1058	1073	1060	1061	1052	1069	1070	1078	1067	1069	1091	1082	1065	1130	1072	1065	1100	1109	1056	1057	1067	1093	1092	1076
8	1080	1076	1080	1084	1084	1073	1081	1092	1091	1089	1091	1088	1080	1105	1082	1073	1084	1090	1080	1070	1069	1069	1068	1060	1081
9	1062	1062	1061	1067	1068	1068	1059	1057	1060	1057	1073	1083	1090	1078	1065	1079	1063	1060	1071	1133	1111	1120	1103	1107	1077
10	1088	1058	1087	1079	1081	1078	1071	1057	1073	1097	1094	1083	1112	1117	1112	1102	1090	1088	1084	1107	1118	1071	1092	1130	1090
11	1062	1095	980	1122	1107	1090	1086	1093	1060	1079	1072	1120	1089	1103	1099	1088	1078	1070	1081	1083	1090	1079	1071	1055	1081
12	1056	1058	1052	1059	1060	1060	1060	1057	1061	1056	1052	1045	1057	1058	1048	1061	1032	1041	1042	1060	1052	1032	1040	1030	1051
13	1032	1022	1033	1040	1037	1039	1027	1033	1048	1042	1033	1031	1042	1052	1053	1042	1034	1032	1035	1042	1042	1039	1031	1024	1037
14	1012	1016	1014	1021	1029	1033	1038	1039	1048	1057	1046	1040	1032	1027	1041	1045	1043	1050	1051	1049	1052	1043	1040	1032	1037
15	1022	1020	1022	1020	1020	1020	1018	1027	1038	1040	1038	1038	1038	1038	1040	1030	1033	1039	1032	1042	1046	1042	1040	1033	1032
16	1027	1028	1002	1045	1058	1039	1035	1012	1020	1032	1051	1075	1090	1058	1062	1041	1029	1019	1051	1037	1041	1049	1037	1048	1041
17	1027	1025	1043	1006	958	1052	1058	1055	1057	1055	1039	1031	1063	1048	1030	1062	1042	1034	1048	1036	1035	1069	1041	1061	1041
18	958	1052	1000	1033	997	1023	1010	1050	1065	1047	1062	1038	1030	1042	1042	1055	1049	1046	1025	1028	990	1060	970	1043	1030
19	1029	1012	1012	970	1013	1052	1019	1038	1024	1047	1049	1058	1023	1027	1039	1038	1030	992	1028	1001	1000	1062	1040	1023	1026
20	1007	1059	1022	1049	1032	1026	1012	1038	1055	1055	1061	1060	1053	1038	1037	1051	1032	1048	1047	1018	1045	1001	1041	1040	1039
21	1033	1039	960	1068	1028	1029	1009	1029	1029	1037	1045	1038	1040	1043	1031	1038	1008	1008	1038	1030	1040	1019	1070	1049	1032
22	1048	1042	1048	1030	1037	1030	1038	1042	1040	1048	1035	1041	1095	1062	1032	1034	1050	1030	1040	1032	1027	1021	1018	1020	1039
23	1013	1022	1030	1022	1025	1030	1033	1035	1043	1052	1012	1038	1029	1025	1029	1041	1023	1013	1041	1020	1079	1022	1022	920	1026
24	1092	1005	995	1035	1052	1015	963	1030	1008	1035	1029	1028	1058	1030	1008	1045	1019	1020	1020	1020	1023	1023	1004	1010	1024
25	980	1036	1032	1015	1032	1042	1037	1020	1053	1020	1038	1028	1042	1059	1008	1032	1021	1019	1030	1038	1048	1031	1026	1022	1029
26	1002	1022	1020	1020	1018	1037	1028	1029	1019	1024	1012	999	1008	1002	993	1019	1043	1000	1029	1016	1029	1032	1012	1008	1018
27	994	992	1002	1000	998	997	1030	1021	1025	1033	1009	1012	1006	1002	1027	992	1013	1011	1020	1015	1032	1008	1000	1009	1010
28	988	980	988	992	993	991	998	998	1002	1011	1010	1012	991	1014	998	1010	1022	1002	1009	1011	1010	1002	1006	1002	1002
29	998	995	991	990	991	998	1002	1010	1012	1008	1012	1019	1011	1018	1012	998	988	998	1001	1010	1015	1016	1012	1022	1007
30	....	....	....	....	....	....	....	....	....	....	....	....	....	....	....	....	....	....	....	....	....	....	....	....	....
31	986	991	1019	998	990	982	982	993	1000	1002	1008	1014	1026	1023	1030	1020	1016	1008	1022	1038	1040	1031	1015	1019	1013
MEANS	1037	1040	1033	1040	1038	1042	1038	1044	1047	1052	1052	1054	1056	1054	1050	1049	1042	1041	1048	1048	1052	1050	1046	1045	1046

TABLE 286

EARTH-CURRENT POTENTIALS AT WATHEROO MAGNETIC OBSERVATORY

SEPTEMBER 1942 EXPRESSED IN TENTHS OF MILLIVOLTS — VALUES POSITIVE EXCEPT AS INDICATED SEPTEMBER 1942

(THE TABULAR VALUES ARE AVERAGES FOR SUCCESSIVE PERIODS OF ONE HOUR AS INDICATED 120° EAST MERIDIAN MEAN TIME)

COMPONENT NORTHWARD LINE OQ LENGTH IN KMS 3.425 DIRECTION TRUE N

DAY	0-1	1-2	2-3	3-4	4-5	5-6	6-7	7-8	8-9	9-10	10-11	11-12	12-13	13-14	14-15	15-16	16-17	17-18	18-19	19-20	20-21	21-22	22-23	23-24	MEAN
1	563	560	529	528	533	538	541	542	550	550	552	560	569	574	575	573	562	552	552	552	546	528	530	542	550
2	548	568	570	580	574	556	552	550	551	558	558	568	568	567	544	560	562	542	546	538	555	553	554	555	557
3	551	558	550	548	549	560	556	536	528	538	548	564	563	544	550	542	541	520	530	552	530	530	530	534	544
4	548	545	532	530	531	528	522	522	518	525	534	535	548	556	548	540	532	526	531	548	540	538	542	542	536
5	544	544	550	544	548	550	548	441	530	536	548	569	588	572	560	558	552	549	550	538	538	548	551	528	545
6	561	562	549	578	552	553	544	537	532	542	550	568	588	576	562	568	535	540	538	546	548	498	524	580	551
7	580	576	540	555	548	537	582	506	536	552	560	561	583	568	552	546	545	550	532	558	537	560	555	554	553
8	544	570	571	560	554	558	554	532	546	555	568	574	568	572	558	552	546	538	542	538	552	565	565	565	556
9	558	567	552	545	542	538	526	512	515	545	560	570	568	558	546	550	534	530	540	510	550	551	550	550	544
10	550	558	565	546	548	542	531	520	522	548	570	575	563	570	556	540	548	538	532	532	538	539	530	548	546
11	554	552	555	558	550	549	535	528	528	540	556	571	575	570	551	545	548	542	546	536	540	528	534	550	548
12	542	540	560	556	554	540	570	545	530	535	535	530	545	550	544	515	488	520	495	542	540	535	532	540	537
13	580	520	532	552	575	505	534	495	518	525	535	550	562	568	548	532	522	540	534	540	535	532	526	520	537
14	566	530	570	585	515	520	556	498	525	516	535	538	542	545	540	534	525	533	514	528	531	518	538	560	536
15	550	548	522	571	548	535	516	505	525	550	548	558	540	556	540	548	538	538	506	548	545	530	546	532	539
16	530	570	555	544	555	540	530	524	532	542	570	565	568	555	558	552	536	530	530	560	515	560	548	540	546
17	548	552	540	546	554	568	540	548	514	515	546	548	562	558	550	540	536	515	450	596	518	512	535	548	539
18	540	605	576	540	540	555	552	540	525	552	548	562	566	552	546	534	538	543	532	558	548	550	514	568	549
19	545	582	580	525	565	555	542	522	535	540	558	566	562	554	554	548	535	510	498	555	524	510	536	555	544
20	565	568	545	535	538	547	530	530	532	538	560	552	548	544	554	546	534	530	520	535	547	580	555	555	545
21	550	565	560	564	545	535	548	536	540	532	528	564	568	552	558	552	515	516	572	555	550	570	574	566	551
22	570	568	580	564	552	551	550	540	520	570	578	591	585	572	570	556	545	530	525	525	552	546	560	560	557
23	558	562	556	550	560	555	540	520	522	548	558	568	572	564	548	538	526	536	534	536	542	542	542	548	547
24	548	550	548	548	546	529	514	522	526	530	558	580	570	564	560	540	534	540	540	536	544	546	548	552	545
25	554	555	555	556	552	542	541	508	520	544	571	585	574	570	560	548	540	534	548	544	538	552	548	552	550
26	554	556	556	554	552	546	537	524	530	535	560	568	575	575	558	552	549	540	544	542	535	536	534	548	548
27	540	562	568	555	560	552	542	530	524	544	568	526	526	526	520	555	550	542	542	528	535	532	540	568	543
28	570	565	564	556	565	550	570	530	525	548	560	588	590	580	570	558	550	548	552	550	532	550	558	555	558
29	558	558	558	558	554	560	535	535	534	544	570	588	594	582	566	550	538	530	540	542	530	538	540	548	552
30	548	552	534	540	544	532	525	518	524	528	544	560	561	562	542	534	522	510	538	524	526	526	532	528	536
MEANS	554	559	554	552	550	544	542	523	529	541	554	563	566	562	553	547	538	534	532	543	539	540	542	550	546

TABLE 287

EARTH-CURRENT POTENTIALS AT WATHEROO MAGNETIC OBSERVATORY

SEPTEMBER 1942 EXPRESSED IN TENTHS OF MILLIVOLTS — VALUES POSITIVE EXCEPT AS INDICATED **SEPTEMBER 1942**

(THE TABULAR VALUES ARE AVERAGES FOR SUCCESSIVE PERIODS OF ONE HOUR AS INDICATED 120° EAST MERIDIAN MEAN TIME)

COMPONENT EASTWARD LINE OR LENGTH IN KMS 9.90 DIRECTION TRUE E

DAY	0-1	1-2	2-3	3-4	4-5	5-6	6-7	7-8	8-9	9-10	10-11	11-12	12-13	13-14	14-15	15-16	16-17	17-18	18-19	19-20	20-21	21-22	22-23	23-24	MEAN
1	1008	1001	1004	999	995	996	997	991	1010	1020	1025	1026	1024	1027	1024	1012	1005	1010	1013	995	1038	1075	1065	1045	1017
2	1020	1010	975	1016	1006	1007	1000	1000	1004	1012	988	990	1016	1028	1085	1025	1002	990	1006	1012	988	996	1000	998	1007
3	1002	992	1004	1002	1005	1006	994	1000	1022	1018	1015	1010	1010	1000	1008	1033	1001	1011	980	990	1001	1000	990	1000	1004
4	1003	1000	995	992	989	988	990	994	985	1010	1020	1010	1010	1000	1005	1015	998	1012	998	1016	1012	988	992	1002	1001
5	1020	1010	994	1001	1008	1000	1000	998	1005	1016	1010	1018	1018	1004	1000	998	1015	1032	1022	1022	1014	991	1001	1008	1008
6	978	995	1000	988	993	1010	1005	1008	1015	1020	1012	1015	1018	1015	1020	1000	1042	998	1020	1000	1022	1010	1020	960	1007
7	1000	985	1015	1016	1012	1006	985	990	990	1008	1000	1032	1005	1020	1025	1020	1004	1025	1016	1018	1010	1010	1025	1016	1010
8	980	1028	1026	1022	1015	1010	1010	1018	1018	1014	1022	1028	1012	1020	1040	1038	1030	1025	1024	1020	1020	1018	1012	1012	1019
9	1014	996	1000	994	992	1000	995	988	1004	1000	1005	1010	1002	1009	1000	994	1004	1016	1012	1010	992	992	991	991	1000
10	990	995	980	998	992	996	995	1000	1010	994	996	988	990	990	1008	1010	1008	1005	1004	1006	998	1000	986	988	997
11	990	995	988	992	986	990	984	988	1002	998	996	1000	998	996	988	976	992	1008	1012	995	1000	1016	986	985	994
12	992	990	960	968	980	1000	1020	1005	1050	1040	1015	1045	1025	955	1035	990	1030	1020	975	974	940	970	992	982	998
13	965	998	972	955	965	970	980	1036	1025	1004	990	996	990	970	980	978	1000	1020	970	985	995	998	998	960	988
14	960	1004	950	930	980	990	1000	1002	990	1036	1025	1008	982	970	975	976	978	950	990	976	975	982	996	965	983
15	956	960	1008	970	942	1005	1010	1028	998	1010	1024	1030	968	964	972	990	1010	975	1002	1000	1002	988	996	1010	992
16	1022	1002	1000	1008	994	991	995	1008	1022	1042	1040	1012	1042	1025	975	972	998	1030	945	1022	1020	1012	1015	1056	1010
17	1024	980	1020	1012	1005	982	1008	1020	1005	1030	1035	1012	1030	1040	1030	986	992	1030	1020	1005	1030	970	970	1018	1011
18	1010	952	970	1022	1018	1012	1020	1015	990	1028	1030	1005	1030	1000	1024	1015	1005	1010	992	1020	1008	1012	1015	990	1008
19	1040	970	992	1035	1035	1005	1040	990	1015	1025	1032	1030	1008	1010	1035	992	1010	990	980	992	1002	970	1014	986	1008
20	976	990	1005	1005	1008	1008	995	994	994	995	988	1012	1042	1002	1024	1018	1022	1018	1010	1040	968	1020	996	988	1005
21	1020	1006	1012	990	991	1008	1020	984	998	988	1002	1022	1052	1006	982	1005	1075	1035	990	1002	935	1040	1042	1012	1009
22	935	1060	1032	1024	1035	1030	1030	1026	1012	1018	1011	1055	1062	1038	966	990	1020	1056	1000	980	1022	990	1015	998	1017
23	1005	990	1010	1020	1020	1008	1025	1018	1008	1015	1001	982	985	980	1002	1011	1005	996	998	1002	990	985	980	985	1001
24	980	985	980	990	992	991	985	1008	988	992	992	978	985	995	994	998	1004	1000	1008	1002	1002	1000	998	985	993
25	984	998	989	995	995	1006	1004	1014	1015	1018	1002	972	985	972	978	982	995	998	1011	1008	1008	1010	995	994	997
26	992	986	988	992	995	1001	1012	1016	1015	1018	1000	992	992	990	1002	995	1002	1010	1012	1024	1020	1026	1015	1008	1004
27	998	970	990	990	988	992	1005	1005	1008	1005	988	1012	1010	1016	1010	1004	1000	1014	1016	1014	1012	1032	1026	988	1004
28	986	986	990	990	988	998	1012	985	1010	1025	1010	1018	1002	998	998	1000	1000	1002	1006	1022	1030	1008	1000	1002	1003
29	994	1002	996	1001	1000	1001	1015	1020	1024	1024	1020	1016	1004	1000	1001	1002	1001	1011	1018	1024	1030	1026	1016	1004	1010
30	1005	992	1000	995	988	995	990	1001	1010	1000	990	995	988	990	992	994	990	1018	996	986	990	986	990	990	994
MEANS	995	994	995	997	997	1000	1004	1005	1008	1014	1010	1011	1010	1001	1006	1001	1008	1010	1002	1005	1002	1004	1005	998	1003

TABLE 288

EARTH-CURRENT POTENTIALS AT WATHEROO MAGNETIC OBSERVATORY

OCTOBER 1942 — EXPRESSED IN TENTHS OF MILLIVOLTS — VALUES POSITIVE EXCEPT AS INDICATED — OCTOBER 1942

(THE TABULAR VALUES ARE AVERAGES FOR SUCCESSIVE PERIODS OF ONE HOUR AS INDICATED 120° EAST MERIDIAN MEAN TIME)

COMPONENT NORTHWARD LINE OQ LENGTH IN KMS 3.425 DIRECTION TRUE N

DAY	0-1	1-2	2-3	3-4	4-5	5-6	6-7	7-8	8-9	9-10	10-11	11-12	12-13	13-14	14-15	15-16	16-17	17-18	18-19	19-20	20-21	21-22	22-23	23-24	MEAN
1	530	528	532	530	528	528	522	512	508	522	550	565	570	560	546	525	516	516	526	520	530	528	530	520	531
2	535	531	532	530	530	531	528	520	510	526	544	566	568	558	550	535	508	518	498	512	470	508	520	528	527
3	536	542	530	565	560	505	498	530	510	525	528	555	560	560	540	520	524	528	502	516	530	498	550	530	531
4	514	562	554	535	536	530	520	526	525	532	544	552	560	550	544	508	532	534	520	540	512	530	540	520	534
5	575	542	540	551	540	538	540	535	516	536	552	552	580	562	555	550	505	530	515	534	528	528	540	545	541
6	558	550	548	542	555	536	532	536	530	520	540	568	570	568	552	550	530	538	538	540	548	547	550	554	546
7	554	550	542	544	536	535	520	510	528	526	539	552	556	554	536	525	519	513	516	507	506	490	532	527	530
8	538	538	539	545	516	520	521	517	510	530	542	555	555	565	551	532	516	518	518	514	523	530	524	532	531
9	532	530	536	530	535	526	506	505	503	528	537	547	560	559	564	541	520	518	510	517	523	523	525	533	530
10	539	540	521	538	531	519	509	503	507	514	533	559	581	578	558	534	503	501	508	523	518	524	513	534	529
11	527	535	540	537	544	515	510	509	490	517	543	563	572	556	539	523	509	517	519	515	505	536	522	517	528
12	527	540	525	533	552	518	498	502	502	502	537	563	558	559	545	507	509	499	475	531	542	518	518	509	524
13	528	549	514	515	506	517	533	507	494	489	543	532	543	540	523	502	493	498	503	497	522	499	517	498	515
14	540	475	500	517	528	538	517	487	488	513	558	546	542	523	508	498	499	482	489	472	467	505	537	522	510
15	515	526	549	533	543	494	473	498	497	498	517	538	550	547	538	518	492	511	516	508	492	489	502	524	515
16	518	547	531	497	518	525	522	495	482	523	515	520	541	532	529	518	509	488	492	513	508	515	515	531	516
17	504	520	543	518	526	511	500	497	512	508	522	531	534	538	518	510	501	503	510	509	494	513	512	523	515
18	522	501	519	521	528	512	507	501	500	497	532	548	557	549	514	502	502	513	507	513	518	509	514	542	518
19	568	479	542	509	523	520	525	499	508	522	530	545	559	541	512	520	512	502	498	499	480	492	543	519	519
20	560	559	521	513	515	519	511	527	499	535	538	561	558	549	532	521	519	509	489	499	520	518	529	511	526
21	509	551	543	528	525	512	497	522	508	537	549	547	550	539	531	525	512	520	520	518	500	521	519	522	525
22	525	533	530	528	519	517	507	509	516	527	544	552	547	543	535	517	511	512	513	506	502	535	528	528	524
23	530	531	529	529	522	518	510	509	513	522	539	549	559	555	538	520	511	509	510	507	508	530	530	527	525
24	530	522	528	527	523	517	513	513	512	513	536	559	562	552	536	520	515	518	521	519	522	519	520	521	526
25	528	527	530	525	520	517	513	503	502	513	551	573	582	579	554	541	507	493	512	511	507	508	517	521	526
26	533	540	528	521	511	510	516	502	493	507	539	562	570	553	539	523	515	517	518	517	515	517	515	523	524
27	522	522	525	530	537	519	508	490	505	533	545	557	569	563	546	546	510	502	520	523	525	528	522	533	528
28	532	530	540	535	527	530	528	512	512	538	549	566	571	566	562	550	537	528	519	529	492	460	480	605	533
29	425	517	525	563	590	607	527	554	533	540	554	550	557	545	530	519	508	491	483	458	580	563	561	504	533
30	506	570	555	555	503	537	534	499	520	510	527	545	568	549	541	533	487	519	528	488	517	495	515	563	528
31	522	514	557	551	545	534	527	512	536	528	532	565	557	570	529	520	526	508	479	519	533	555	529	518	532
MEANS	528	532	534	532	531	524	515	511	509	520	539	553	560	554	538	524	512	511	509	512	514	517	525	528	526

TABLE 289

EARTH-CURRENT POTENTIALS AT WATHEROO MAGNETIC OBSERVATORY

OCTOBER 1942 EXPRESSED IN TENTHS OF MILLIVOLTS — VALUES POSITIVE EXCEPT AS INDICATED OCTOBER 1942

(THE TABULAR VALUES ARE AVERAGES FOR SUCCESSIVE PERIODS OF ONE HOUR AS INDICATED 120° EAST MERIDIAN MEAN TIME)

COMPONENT EASTWARD LINE OR LENGTH IN KMS 9.90 DIRECTION TRUE E

DAY	0-1	1-2	2-3	3-4	4-5	5-6	6-7	7-8	8-9	9-10	10-11	11-12	12-13	13-14	14-15	15-16	16-17	17-18	18-19	19-20	20-21	21-22	22-23	23-24	MEAN
1	982	990	980	978	985	982	986	992	1000	990	988	982	982	986	986	986	984	988	989	992	992	994	982	978	986
2	992	990	986	978	971	976	978	986	990	990	970	962	970	982	980	990	1020	1050	985	1004	1110	1010	1012	965	994
3	970	990	1020	998	980	980	990	1002	1035	995	995	1035	990	954	1040	1016	974	990	1003	980	1018	1000	992	950	995
4	1002	988	982	984	1000	1010	1018	1007	1010	1002	998	995	1050	1000	1010	1010	978	999	1004	970	950	1040	1000	1036	1002
5	975	1012	1012	1012	1010	1010	1028	998	1018	1012	1025	1008	998	1014	990	1000	990	1002	1030	1019	998	955	1052	1057	1009
6	994	1001	1005	1033	1000	1005	1006	1015	1005	1015	1010	1005	1008	1022	996	1010	1020	1002	1011	1010	1010	1009	1008	1008	1009
7	1006	1006	1006	1007	1000	1003	991	1014	1028	1036	999	962	958	965	992	989	993	1000	999	995	990	980	948	970	993
8	994	986	989	988	998	994	997	989	986	980	986	979	981	980	981	988	1000	1003	999	1000	995	965	990	988	989
9	999	994	985	1037	1040	1041	1041	1025	1026	1002	1004	999	993	990	978	989	1000	995	1001	995	984	982	985	983	1003
10	985	977	984	998	1005	992	1006	1010	1002	990	987	988	978	989	974	973	1008	979	1007	992	1005	995	972	980	991
11	961	988	992	993	992	967	1008	999	998	999	989	972	972	980	987	990	1002	1006	987	1006	992	979	986	952	987
12	989	969	958	996	979	997	1012	1005	989	979	982	968	962	963	978	1006	1002	1045	1007	1009	983	1011	995	978	990
13	983	952	979	988	968	990	1007	992	992	1032	1012	982	969	989	982	979	1011	982	970	982	995	1009	967	975	987
14	946	1006	1001	1003	993	973	977	1000	984	1008	978	1000	1005	983	987	987	992	991	956	970	972	1019	938	975	985
15	1008	989	949	961	947	983	1008	1003	993	1005	983	991	1055	975	987	977	1012	956	978	989	993	980	996	960	987
16	984	947	947	978	975	981	976	969	1007	1035	978	988	984	1001	992	988	982	972	1001	999	959	999	979	955	982
17	982	998	968	972	988	968	962	969	987	977	982	983	1016	958	970	997	976	983	973	978	980	980	980	972	979
18	...	...	...	...	...	...	...	...	...	...	...	...	...	...	...	...	...	...	...	...	...	...	...	...	...
19	...	...	...	...	...	...	...	...	...	...	...	...	...	...	...	...	...	...	...	...	...	...	...	...	...
20	...	...	...	...	...	...	...	...	...	...	...	...	...	...	...	...	...	...	...	...	...	...	...	...	...
21	...	...	...	...	...	...	...	...	...	...	...	...	...	...	...	...	...	...	...	...	...	...	...	...	...
22	...	...	...	...	...	...	...	...	...	...	...	...	...	...	...	...	...	...	...	...	...	...	...	...	...
23	...	...	...	...	...	...	...	...	...	...	...	...	...	...	...	...	...	...	...	...	...	...	...	...	...
24	675	675	693	693	692	694	703	712	712	704	699	695	707	709	720	718	728	722	718	727	725	727	727	732	709
25	719	725	732	731	732	739	748	749	750	764	750	742	740	737	755	767	748	736	730	778	777	764	760	761	747
26	740	751	741	747	761	758	761	760	788	773	759	751	767	755	762	762	767	778	780	781	779	775	773	770	764
27	765	762	766	768	764	765	777	802	789	796	787	775	780	782	783	781	809	796	787	791	792	800	792	759	782
28	...	...	...	...	...	...	...	...	...	...	...	...	...	...	...	...	...	...	...	...	...	...	...	...	...
29	...	...	...	...	...	...	...	...	...	...	...	...	...	...	...	...	...	...	...	...	...	...	...	...	...
30	...	...	...	...	...	...	...	...	...	...	...	...	...	...	...	...	...	...	...	...	...	...	...	...	...
31	...	...	...	...	...	...	...	...	...	...	...	...	...	...	...	...	...	...	...	...	...	...	...	...	...
MEANS	936	938	937	944	942	943	951	952	957	956	946	941	946	939	943	948	952	951	948	951	952	951	944	938	946

TABLE 290

EARTH-CURRENT POTENTIALS AT WATHEROO MAGNETIC OBSERVATORY

NOVEMBER 1942 EXPRESSED IN TENTHS OF MILLIVOLTS — VALUES POSITIVE EXCEPT AS INDICATED NOVEMBER 1942

(THE TABULAR VALUES ARE AVERAGES FOR SUCCESSIVE PERIODS OF ONE HOUR AS INDICATED 120° EAST MERIDIAN MEAN TIME)

COMPONENT NORTHWARD LINE OQ LENGTH IN KMS 3.425 DIRECTION TRUE N

DAY	0-1	1-2	2-3	3-4	4-5	5-6	6-7	7-8	8-9	9-10	10-11	11-12	12-13	13-14	14-15	15-16	16-17	17-18	18-19	19-20	20-21	21-22	22-23	23-24	MEAN
1	537	562	571	522	530	522	523	512	557	534	544	558	583	582	556	530	520	516	499	541	528	519	545	536	539
2	548	535	539	535	528	537	530	524	525	534	546	564	573	576	544	535	526	522	540	525	519	525	540	560	539
3	507	542	551	554	546	533	530	529	540	552	567	568	570	557	540	532	529	523	520	523	529	523	537	537	539
4	540	546	545	548	541	529	521	527	536	545	560	564	560	559	548	558	533	530	518	517	539	535	537	538	541
5	533	537	538	529	539	523	520	525	530	548	552	563	566	563	555	539	523	525	530	531	534	529	537	545	538
6	545	542	540	537	538	523	512	532	524	540	565	574	560	560	544	532	526	530	539	540	541	542	540	530	540
7	543	547	547	540	537	524	518	521	525	543	569	570	568	567	552	533	521	529	520	515	504	538	549	529	538
8	557	554	548	548	534	527	523	511	525	588	580	588	582	582	543	534	529	504	520	516	515	532	540	549	543
9	542	547	547	550	562	527	520	515	527	558	550	560	567	568	553	538	538	540	541	540	528	544	547	549	544
10	555	545	543	542	543	541	539	524	531	530	555	570	582	573	573	550	542	547	533	542	532	473	534	567	544
11	564	567	552	550	539	547	538	513	545	557	560	583	580	570	562	539	532	537	525	527	500	551	543	541	547
12	543	555	575	546	533	545	528	514	529	535	562	570	585	584	559	555	539	532	537	548	549	541	543	536	548
13	545	545	560	552	542	537	535	542	540	549	561	580	582	583	577	554	545	540	537	547	545	530	517	567	550
14	565	578	569	555	564	545	536	543	533	547	563	578	578	585	579	554	553	545	549	543	546	550	561	552	557
15	...	...	...	...	...	...	...	...	...	...	...	...	...	...	...	...	...	...	...	...	...	...	...	...	...
16	550	548	560	565	538	541	533	550	555	557	570	575	569	555	555	553	559	553	547	550	557	559	560	557	555
17	557	554	549	555	545	543	540	542	557	568	577	580	579	582	572	555	549	554	551	528	546	567	550	559	557
18	565	574	565	558	559	549	553	565	575	582	580	570	564	563	555	555	538	553	549	546	546	553	532	560	559
19	564	558	557	570	548	532	524	546	556	568	585	588	585	579	575	560	548	545	538	540	570	558	561	553	559
20	555	566	559	573	554	541	538	530	555	580	586	600	593	583	554	558	544	542	514	507	550	538	547	556	555
21	553	565	554	548	548	540	557	549	550	551	565	571	570	575	559	543	543	545	540	517	550	551	549	555	552
22	...	...	...	...	...	...	...	...	...	...	...	...	...	...	...	...	...	...	...	...	...	...	...	...	...
23	554	568	558	559	555	550	535	540	548	563	581	595	608	590	574	560	550	547	549	533	530	523	548	561	557
24	540	587	577	570	559	563	553	600	538	628	555	594	585	576	560	552	548	492	528	558	598	568	570	579	566
25	...	...	...	...	...	...	...	...	...	...	...	...	...	...	...	...	...	...	...	...	...	...	...	...	...
26	...	...	...	...	...	...	...	...	...	...	...	...	...	...	...	...	...	...	...	...	...	...	...	...	...
27	557	585	587	605	548	553	572	567	568	585	594	599	606	594	574	561	544	521	571	549	569	550	547	557	569
28	554	565	566	571	555	558	538	542	542	578	588	601	590	580	557	533	536	525	523	546	530	521	545	534	553
29	562	550	531	571	548	529	561	537	572	568	587	584	565	556	558	553	541	518	548	540	540	535	549	538	552
30	532	547	539	550	538	534	535	543	544	560	567	577	579	578	567	560	555	542	542	551	542	529	556	546	551
MEANS	549	556	555	554	545	538	535	536	543	560	568	578	578	574	559	547	539	533	535	535	540	538	546	550	550

TABLE 291

EARTH-CURRENT POTENTIALS AT WATHEROO MAGNETIC OBSERVATORY

NOVEMBER 1942 EXPRESSED IN TENTHS OF MILLIVOLTS — VALUES POSITIVE EXCEPT AS INDICATED **NOVEMBER 1942**

(THE TABULAR VALUES ARE AVERAGES FOR SUCCESSIVE PERIODS OF ONE HOUR AS INDICATED 120° EAST MERIDIAN MEAN TIME)

COMPONENT EASTWARD LINE OR LENGTH IN KMS 9.90 DIRECTION TRUE E

DAY	0-1	1-2	2-3	3-4	4-5	5-6	6-7	7-8	8-9	9-10	10-11	11-12	12-13	13-14	14-15	15-16	16-17	17-18	18-19	19-20	20-21	21-22	22-23	23-24	MEAN
1	822	810	812	823	832	848	819	833	832	829	831	833	838	820	826	847	818	832	839	808	836	839	830	840	829
2	812	840	840	833	837	833	835	840	853	851	853	862	841	828	842	835	827	852	865	869	859	850	825	780	840
3	873	842	849	845	842	840	846	848	841	836	837	827	835	839	853	853	861	867	861	860	859	832	865	846	848
4	850	843	860	847	839	846	848	858	846	841	837	845	829	833	852	879	849	849	859	864	830	842	841	833	847
5	845	833	850	841	843	853	852	859	850	827	830	840	840	840	845	849	859	851	861	853	849	854	863	842	847
6	846	847	827	843	848	850	872	850	857	870	855	832	840	850	854	865	866	878	855	850	851	855	857	823	852
7	863	862	857	857	860	865	859	868	879	868	833	832	860	861	865	859	871	883	860	870	865	865	841	864	861
8	855	857	855	857	866	865	879	890	882	872	844	840	845	852	863	907	916	896	886	900	870	835	871	860	869
9	869	863	868	878	838	905	883	902	890	863	871	870	873	877	878	882	889	886	890	890	883	880	890	870	879
10	856	878	880	888	870	875	880	897	896	884	892	888	888	880	883	882	875	873	877	889	902	929	918	879	886
11	884	870	883	875	890	872	870	890	890	885	880	875	876	868	870	892	880	889	896	894	879	894	901	887	883
12	885	875	844	883	897	887	900	891	935	919	915	921	895	906	924	885	890	893	900	909	900	901	862	915	897
13	910	898	883	889	897	901	922	927	921	906	907	902	893	895	904	911	900	918	920	911	916	931	893	921	907
14	922	898	909	921	906	921	920	920	918	930	919	919	921	917	925	927	902	911	912	919	905	921	914	910	916
15	916	902	899	930	925	901	910	935	939	917	...	...	...	917	908	912	913	903	903	910	917	910	903	902	...
16	925	927	920	903	905	900	905	901	897	904	912	916	934	933	932	922	922	916	924	915	919	920	920	924	916
17	922	920	926	919	915	918	915	917	914	918	921	931	928	936	944	938	935	921	926	931	932	928	922	933	926
18	940	928	931	939	929	931	936	925	901	925	906	902	920	925	938	928	938	918	902	920	907	899	904	904	921
19	910	923	928	920	920	928	906	914	925	919	915	915	914	921	909	909	918	922	935	920	915	914	913	915	918
20	913	915	919	925	921	918	910	918	918	912	915	901	914	896	917	904	927	931	951	977	914	923	919	915	920
21	911	920	870	962	939	930	931	925	910	913	898	909	920	935	912	910	921	920	929	930	913	918	910	911	919
22	...	...	...	...	...	...	...	...	...	...	...	...	...	...	...	...	...	...	...	...	...	...	...	...	...
23	925	905	916	933	935	934	938	933	921	924	919	907	934	920	926	930	940	953	949	966	974	960	961	902	934
24	967	927	927	968	961	975	972	900	1000	915	947	983	960	955	960	982	968	905	984	937	900	972	959	921	961
25	...	...	...	...	...	...	...	...	...	...	...	...	...	...	...	...	...	...	...	...	...	...	...	...	...
26	...	...	...	...	...	...	...	...	...	...	...	...	...	...	...	...	...	...	...	...	...	...	...	...	...
27	970	960	1000	955	995	1000	1004	994	994	987	983	970	961	975	978	980	1001	992	981	984	954	978	970	990	982
28	988	969	981	963	973	1005	1001	1002	1007	994	986	983	990	973	994	1012	980	988	988	980	992	1010	958	990	988
29	950	986	998	998	992	995	980	994	1008	987	984	973	991	999	994	990	987	1000	966	987	971	1011	978	946	986
30	1000	975	990	991	980	987	990	988	974	970	975	983	983	987	989	990	1001	1100	1013	1001	1008	1017	1009	1000	997
MEANS	900	895	897	901	901	907	907	907	910	902	899	898	901	901	907	910	909	913	913	913	904	911	904	897	904

TABLE 292

EARTH-CURRENT POTENTIALS AT WATHEROO MAGNETIC OBSERVATORY

DECEMBER 1942 EXPRESSED IN TENTHS OF MILLIVOLTS — VALUES POSITIVE EXCEPT AS INDICATED DECEMBER 1942

(THE TABULAR VALUES ARE AVERAGES FOR SUCCESSIVE PERIODS OF ONE HOUR AS INDICATED 120° EAST MERIDIAN MEAN TIME)

COMPONENT NORTHWARD LINE OQ LENGTH IN KMS 3.425 DIRECTION TRUE N

DAY	0-1	1-2	2-3	3-4	4-5	5-6	6-7	7-8	8-9	9-10	10-11	11-12	12-13	13-14	14-15	15-16	16-17	17-18	18-19	19-20	20-21	21-22	22-23	23-24	MEAN
1	545	548	554	563	545	523	537	549	560	564	597	586	577	568	560	549	546	558	554	553	552	548	556	540	556
2	550	548	549	546	543	546	549	554	569	559	600	592	577	567	565	559	556	562	560	564	570	569	567	572	562
3	574	573	568	566	563	552	550	552	589	591	604	604	587	587	590	575	569	568	570	582	575	576	578	573	576
4	566	564	578	570	563	551	554	563	581	596	597	595	584	579	570	565	561	572	571	567	564	563	528	573	570
5	595	584	583	568	560	558	557	561	570	581	598	611	599	593	581	567	558	563	566	570	568	569	570	570	575
6	574	571	574	572	556	553	548	557	577	588	600	609	593	585	576	568	569	575	568	567	563	563	572	584	573
7	581	582	578	577	565	556	557	559	574	596	622	629	615	590	575	566	560	559	555	552	532	557	570	547	573
8	558	573	570	573	571	562	537	557	567	590	615	616	602	585	575	568	552	557	560	560	555	538	547	545	568
9	...	...	...	...	...	...	...	...	...	...	...	...	...	...	...	...	...	...	...	...	...	...	...	...	...
10	...	...	...	...	...	...	...	...	...	...	...	...	...	...	...	...	...	...	...	...	...	...	...	...	...
11	519	522	525	512	531	505	500	491	521	528	545	570	562	530	516	505	508	503	506	507	518	487	535	532	520
12	524	528	527	520	511	513	508	532	523	546	551	557	556	550	549	540	519	504	525	495	524	532	535	541	530
13	537	540	537	535	528	520	522	529	535	538	549	550	550	550	544	535	527	523	528	527	520	518	516	511	532
14	532	543	540	530	534	534	522	532	534	555	565	552	560	555	552	538	528	528	533	533	539	533	529	533	539
15	539	538	543	547	547	533	536	536	541	555	591	555	549	557	546	538	525	529	535	542	539	547	546	547	544
16	544	543	554	547	547	540	541	552	548	557	570	558	553	553	548	536	530	528	518	534	543	542	541	541	544
17	559	520	537	541	536	540	535	547	555	564	567	559	555	552	551	544	545	541	544	539	538	536	540	541	545
18	535	537	542	540	540	531	529	541	559	564	574	565	553	550	545	544	542	539	548	544	549	543	540	551	546
19	561	549	551	547	542	537	527	544	562	571	582	585	578	565	558	548	548	544	548	550	554	548	555	557	555
20	559	562	562	558	556	539	541	553	562	580	618	608	593	583	569	557	551	548	551	560	555	559	550	558	564
21	558	577	543	550	550	534	533	556	562	569	623	610	593	568	546	543	535	529	541	513	460	533	578	539	552
22	540	576	582	561	560	545	543	523	559	597	591	594	568	568	555	560	539	529	539	519	570	540	559	562	558
23	570	568	575	560	558	541	542	552	564	580	586	604	578	582	570	559	542	551	531	547	510	532	610	560	561
24	583	569	567	599	568	553	543	560	584	580	597	600	587	579	570	564	548	544	563	548	555	523	538	555	566
25	570	588	568	568	570	560	555	543	550	574	592	588	582	575	574	570	558	541	557	562	562	555	549	555	565
26	554	557	576	570	570	554	553	551	563	581	586	608	589	562	578	566	560	568	529	545	537	556	551	570	564
27	564	578	570	565	568	583	558	573	566	575	599	590	587	581	579	574	565	558	557	558	558	557	565	578	571
28	574	574	576	585	572	579	576	570	573	583	610	615	602	590	587	570	579	575	576	564	566	567	580	574	580
29	577	586	585	580	581	583	587	584	586	601	602	601	588	595	582	592	590	585	584	579	574	582	581	580	586
30	578	590	587	589	587	587	585	589	604	630	620	618	597	595	594	584	590	590	592	589	590	588	586	585	594
31	590	590	589	587	585	582	582	594	603	610	611	623	620	604	595	588	580	584	590	589	593	588	585	585	594
MEANS	559	561	562	560	555	548	545	552	564	576	592	591	580	572	566	558	551	550	552	550	549	550	557	557	561

TABLE 293

EARTH-CURRENT POTENTIALS AT WATHEROO MAGNETIC OBSERVATORY

DECEMBER 1942 — EXPRESSED IN TENTHS OF MILLIVOLTS — VALUES POSITIVE EXCEPT AS INDICATED — DECEMBER 1942

(THE TABULAR VALUES ARE AVERAGES FOR SUCCESSIVE PERIODS OF ONE HOUR AS INDICATED 120° EAST MERIDIAN MEAN TIME)

COMPONENT EASTWARD LINE OR LENGTH IN KMS 9.90 DIRECTION TRUE E

DAY	0-1	1-2	2-3	3-4	4-5	5-6	6-7	7-8	8-9	9-10	10-11	11-12	12-13	13-14	14-15	15-16	16-17	17-18	18-19	19-20	20-21	21-22	22-23	23-24	MEAN
1	1005	984	994	990	1010	993	1000	1002	979	984	1018	1015	1013	1020	1012	1014	1007	1032	998	999	1003	1003	985	1007	1003
2	1007	1008	993	1012	1013	1000	1000	994	990	970	1010	1021	1037	1028	1035	1028	1032	1020	1024	1023	1022	1023	1020	1021	1014
3	1015	1017	1021	1012	1015	1019	1020	1031	1007	1001	1005	1017	1032	1040	1060	1050	1030	1023	1019	1015	1019	1020	1023	1034	1023
4	1029	1023	1013	1019	1014	1005	1033	990	996	963	985	1010	1024	1045	1040	1050	1026	1022	1013	1010	1005	1027	1030	1039	1016
5	1008	1022	1018	1032	1027	1027	1029	1015	1019	1020	1022	1010	998	1007	1024	1025	1030	1029	1024	1022	1019	1025	1019	1016	1020
6	1013	1040	1028	1034	1022	1032	1030	1024	1015	1001	995	1000	1020	1033	1042	1045	1039	1038	1037	1028	1031	1028	1033	1033	1027
7	1030	1038	1050	1051	1053	1053	1057	1057	1047	1035	1030	1027	1024	1028	1038	1044	1039	1058	1060	1043	1083	1040	1012	1019	1042
8	1038	1044	1052	1048	1052	1035	1078	1068	1060	1045	1025	1021	1028	1028	1035	1049	1055	1048	1046	1054	1055	1070	1056	1050	1048
9	....	....	....	....	....	....	....	....	....	....	....	....	....	....	....	....	....	....	....	....	....	....	....	....	....
10	....	....	....	....	....	....	....	....	....	....	....	....	....	....	....	....	....	....	....	....	....	....	....	....	....
11	992	1008	1010	1020	1024	1017	1030	1037	1034	1022	1017	1042	1005	1006	1014	1023	1020	1027	1023	994	1038	1025	1034	1021	1020
12	1018	1018	1017	1018	1034	1028	1040	1042	989	960	965	963	949	948	939	974	950	950	930	956	966	972	957	925	980
13	945	951	944	950	940	943	934	940	942	928	933	931	938	935	941	925	938	944	938	951	1014	1005	1003	985	950
14	1000	996	990	980	955	964	949	935	939	926	930	937	949	938	939	942	957	958	934	932	932	958	954	957	952
15	945	940	953	941	939	935	943	941	948	967	966	970	962	960	972	987	981	970	970	955	961	944	953	951	956
16	948	965	961	958	920	955	947	943	955	1040	1038	1050	1052	1071	1067	1066	1067	1047	1045	1042	1042	1052	1053	1053	1014
17	1040	1077	1072	1059	1076	1049	1051	1048	1045	1036	1038	1050	1055	1052	1065	1055	1040	1038	1039	1044	1048	1044	1035	1040	1050
18	1058	1054	1055	1050	1040	1050	1053	1043	1038	1035	1030	1032	1035	1049	1040	1038	1039	1039	1038	1030	1033	1045	1044	1059	1043
19	1053	1072	1062	1076	1083	1071	1040	1075	1070	1065	1063	1070	1073	1073	1074	1085	1072	1072	1068	1075	1069	1070	1075	1077	1070
20	1077	1081	1081	1087	1077	1078	1080	1092	1088	1070	1068	1082	1080	1075	1080	1088	1093	1095	1080	1083	1075	1080	1078	1080	1081
21	1081	1065	1095	1089	1074	1082	1086	1066	1050	1082	1069	1065	1030	1085	1070	1090	1090	1140	1140	1115	1090	1170	1087	1082	1087
22	1091	1095	1077	1100	1095	1100	1118	1078	1080	1094	1086	1089	1078	1079	1089	1145	1090	1097	1090	1081	1108	1115	1077	1094	1094
23	1100	1094	1110	1070	1108	1108	1110	1122	1098	1097	1110	1095	1086	1082	1127	1135	1090	1120	1170	1110	1127	1163	1075	1080	1108
24	1091	1054	1150	1121	1119	1130	1141	1143	1126	1086	1076	1077	1070	1095	1124	1106	1130	1110	1100	1114	1109	1115	1098	1125	1109
25	1114	1087	1105	1110	1107	1110	1119	1115	1115	1129	1110	1093	1096	1101	1114	1106	1136	1125	1136	1119	1117	1098	1135	1116	1113
26	1109	1110	1111	1106	1105	1110	1120	1130	1134	1109	1095	1129	1130	1085	1129	1114	1110	1133	1135	1144	1144	1081	1128	1130	1118
27	1133	1119	1099	1125	1136	1119	1132	1128	1118	1119	1109	1113	1113	1126	1120	1130	1118	1128	1134	1126	1139	1140	1150	1134	1125
28	1130	1130	1129	1127	1127	1127	1128	1132	1145	1143	1148	1130	1118	1135	1141	1143	1146	1141	1140	1140	1158	1153	1153	1145	1138
29	1137	1135	1145	1131	1142	1139	1139	1141	1143	1140	1140	1132	1140	1145	1151	1154	1156	1155	1160	1163	1166	1166	1155	1148	1147
30	1132	1157	1157	1154	1148	1149	1152	1170	1170	1167	1154	1154	1154	1163	1162	1162	1162	1161	1159	1157	1160	1160	1162	1162	1158
31	1160	1159	1158	1158	1158	1150	1155	1165	1165	1154	1145	1147	1145	1161	1166	1169	1170	1161	1165	1158	1155	1160	1165	1165	1159
MEANS	1052	1053	1057	1056	1056	1054	1059	1058	1051	1048	1048	1051	1049	1055	1062	1067	1062	1065	1063	1058	1065	1067	1060	1060	1057